

# PURDUE — FORT WAYNE —

## PURDUE FORT WAYNE RECORD

OVERALL: 4-8	LOSS-1
SUMMIT LEAGUE: 0-0	LOSS-10
NON-LEAGUE: 4-8	LOSS-1
HOME: 3-3	LOSS-1
AWAY: 1-5	LOSS-2
NEUTRAL: 0-0	LOSS-1

## 2018-19 SCHEDULE

### NOVEMBER (3-5)

6	IU KOKOMO	W, 87-50
8	at Western Michigan	L, 69-61
12	TAYLOR	W, 84-74
15	at Eastern Illinois	L, 72-63
18	at Purdue	L, 78-44
20	at Evansville	W, 72-66
24	SIUE	L, 57-49
29	at Loyola-Chicago	L, 81-67

### DECEMBER (1-3)

1	at Milwaukee	L, 70-48
8	Eastern Michigan	L, 87-72
16	Goshen	W, 86-45
19	Valparaiso	L, 68-64
28	at North Dakota State	6 P.M.
30	at North Dakota	2 P.M.

### JANUARY (0-0)

3	SOUTH DAKOTA STATE	5 P.M.
9	ORAL ROBERTS	7 P.M.
12	at South Dakota	2 P.M.
19	at Western Illinois	5:30 P.M.
23	OMAHA	7 P.M.
26	DENVER	3 P.M.
30	at Oral Roberts	8 P.M.

### FEBRUARY (0-0)

2	SOUTH DAKOTA	2 P.M.
6	WESTERN ILLINOIS	7 P.M.
13	at Denver	9 P.M.
16	at Omaha	2 P.M.
20	at South Dakota State	8 P.M.
28	NORTH DAKOTA	5 P.M.

### MARCH (0-0)

2	NORTH DAKOTA STATE	2 P.M.
SUMMIT LEAGUE TOURNAMENT (Mar. 8-11)		
8-9	Quarterfinals	TBD
10	Semifinals	TBD
11	Championship	TBD

• Summit League Matches

CAPS/BOLD = Home Matches | All Times Eastern

## PURDUE FORT WAYNE REFERENCES

As a part of university changes beginning July 1, 2018, we respectfully ask to refer to any athletic-related subjects as "Purdue Fort Wayne" or the "Purdue Fort Wayne Mastodons." **PLEASE DO NOT IN ANY CONTEXT** refer to any team as "IPFW" or "Indiana University - Purdue University Fort Wayne" as it **no longer exists**. Please **do not** use "Lady 'Dons" when referring to women's teams.

# WOMEN'S BASKETBALL



## PURDUE FORT WAYNE MASTODONS 4-8, 0-0 SUMMIT LEAGUE

**LAST GAME:** L, 68-64 vs. Valparaiso (Dec. 19)  
**COACH:** Niecee Nelson | 3rd Season  
**SCORING LEADER:** De'Jour Young | 13.5 ppg  
**REBOUNDING LEADER:** De'Jour Young | 6.8 rpg  
**ASSIST LEADER:** Anna Lappenküper | 3.3 apg  
**STEAL LEADER:** De'Jour Young | 1.7 spg  
**BLOCK LEADER:** Jaelencia Williams | 1.3 bpg

## GAMEDAY INFORMATION

**WHEN:** December 28 | 6 p.m. ET  
**WHERE:** Fargo, N.D. | Scheels Center (5,700)  
**LIVE STATS:** NDSU Live Stats  
**LIVE VIDEO:** ESPN+  
**SERIES HISTORY:** North Dakota State leads 18-9  
**LAST MEETING:** North Dakota State 66, Purdue Fort Wayne 52 | February 15, 2018 | Fort Wayne, Ind.



## NORTH DAKOTA STATE BISON 3-9, 0-0 SUMMIT LEAGUE

**LAST GAME:** L, 60-59 at Stetson (Dec. 21)  
**COACH:** Maren Walseth | 5th Season  
**SCORING LEADER:** Michelle Gaislerova | 16.4 ppg  
**REBOUNDING LEADER:** Marina Fernandez | 5.6 rpg  
**ASSIST LEADER:** Tyrah Spencer | 2.4 apg  
**STEAL LEADER:** Marina Fernandez | 1.3 spg  
**BLOCK LEADER:** Tyrah Spencer | 0.8 bpg

## GAMEDAY INFORMATION

**WHEN:** December 30 | 2 p.m. ET  
**WHERE:** Grand Forks, N.D. | Betty Engelstad Sioux Center (3,300)  
**LIVE STATS:** UND Live Stats  
**LIVE VIDEO:** ESPN+  
**SERIES HISTORY:** North Dakota leads 1-0  
**LAST MEETING:** North Dakota 81, Purdue Fort Wayne 51 | December 4, 1996 | Grand Forks, N.D.



## NORTH DAKOTA FIGHTING HAWKS 5-8, 0-0 SUMMIT LEAGUE

**LAST GAME:** W, 100-97 vs. San Francisco (Dec. 21)  
**COACH:** Travis Brewster | 7th Season  
**SCORING LEADER:** Lexi Klabo | 19.0 ppg  
**REBOUNDING LEADER:** Lexi Klabo | 8.4 rpg  
**ASSIST LEADER:** Alaina Jarnot | 3.5 apg  
**STEAL LEADER:** Jill Morton | 1.5 spg  
**BLOCK LEADER:** Lexi Klabo | 1.7 bpg

## MASTODON PROBABLE STARTERS (SUBJECT TO CHANGE)



**Jaelencia Williams** 6-2 So.  
 Indianapolis, Ind. / Southport

GP	GS	PPG	RPG	Ast	FG%	3FG%	FT%
12	5	9.9	4.83	5	.566	.000	.516



**Hannah Albrecht** 5-7 Jr.  
 Crown Point, Ind. / Crown Point H.S. / Saint Joseph's (IN)

GP	GS	PPG	RPG	Ast	FG%	3FG%	FT%
12	11	7.6	2.00	22	.389	.323	.778



**Anna Lappenküper** 5-8 Jr.  
 Herne, Germany / Otto Hahn Gymnasium

GP	GS	PPG	RPG	Ast	FG%	3FG%	FT%
12	12	5.9	3.17	40	.355	.343	.625



**De'Jour Young** 5-7 Sr.  
 Fort Wayne, Ind. / Concordia Lutheran

GP	GS	PPG	RPG	Ast	FG%	3FG%	FT%
12	12	13.5	6.75	23	.441	.333	.703



**Kierstyn Repp** 5-10 So.  
 Archbold, Ohio / Archbold

GP	GS	PPG	RPG	Ast	FG%	3FG%	FT%
12	9	11.1	2.42	11	.405	.365	.800

## 2018-19 SUMMIT LEAGUE STANDINGS

(as of 12/22/2018)

Team	Summit				Overall					
	Rec.	Pct.	PF	PA	Rec.	Pct.	PF	PA	Last 10	Strk.
South Dakota	0-0	0.000	0	0	12-2	0.857	1037	785	9-1	Lost 1
South Dakota State	0-0	0.000	0	0	8-5	0.615	969	857	6-4	Lost 1
Denver	0-0	0.000	0	0	7-6	0.538	1072	997	5-5	Lost 4
Oral Roberts	0-0	0.000	0	0	7-6	0.538	930	877	6-4	Lost 1
Omaha	0-0	0.000	0	0	5-7	0.417	705	720	4-6	Lost 3
North Dakota	0-0	0.000	0	0	5-8	0.385	806	898	4-6	Won 2
Purdue Fort Wayne	0-0	0.000	0	0	4-8	0.333	797	817	3-7	Lost 1
Western Illinois	0-0	0.000	0	0	4-9	0.308	959	1019	3-7	Won 1
North Dakota State	0-0	0.000	0	0	3-9	0.250	684	801	2-8	Lost 2

## 2018-19 SUMMIT LEAGUE PLAYERS OF THE WEEK

Date	Player	Pos.	School	Feb. 18
Nov. 12	Taylor Frederick	F	South Dakota	Feb. 25
Nov. 19	Macy Miller	G	South Dakota State	
Nov. 26	Madison Nelson	F	Denver	
Dec. 3	Lexi Klabo	F	North Dakota	
Dec. 10	Hannah Sjerven	C	South Dakota	
Dec. 17	Ciara Duffy	G	South Dakota	
Dec. 26				
Jan. 2				
Jan. 7				
Jan. 15				
Jan. 21				
Jan. 28				
Feb. 4				
Feb. 12				

## SUMMIT LEAGUE COMPOSITE SCHEDULE

<b>Thursday, December 6</b> UTA 80, Oral Roberts 62	<b>Sunday, December 16</b> North Dakota State 51, Valparaiso 48 Oral Roberts 74, Houston Baptist 56	<b>Wednesday, December 2</b> North Dakota at Oral Roberts 8 P.M.
<b>Friday, December 7</b> Milwaukee 64, North Dakota 46 Eastern Illinois 64, Western Illinois 62	<b>Tuesday, December 18</b> South Dakota State 88, Montana State 67	<b>Thursday, January 3</b> South Dakota at Denver 9 P.M.
<b>Saturday, December 8</b> Northern Illinois 86, Western Illinois 61 Drake 71, South Dakota State 80 Denver 71, Southern Utah 70	<b>Wednesday, December 19</b> Samford 87, Denver 83 North Dakota 63, Stetson 74 Grambling 53, South Dakota 67 San Francisco 75, North Dakota State 42	<b>Thursday, January 3</b> Western Illinois at Oral Roberts 3 P.M. North Dakota at Denver 8 P.M.
<b>Sunday, December 9</b> North Dakota 35, Iowa State 87 Milwaukee 57, North Dakota State 55 Bakersfield 46, Omaha 53 Bellevue 40, South Dakota 79	<b>Thursday, December 20</b> Western Michigan 50, North Dakota 62 Loyola Marymount 40, South Dakota 67 UTEP 84, Western Illinois 72 South Dakota State 70, Wyoming 77	<b>Sunday, January 6</b> South Dakota State at South Dakota 2 P.M. North Dakota State at Omaha 3 P.M.
<b>Tuesday, December 11</b> Denver 64, New Mexico State 66	<b>Friday, December 21</b> North Dakota State 59, Stetson 60 North Dakota 100, San Francisco 97 Denver 79, Colorado State 84 Indiana 68, South Dakota 60 Furman 78, Western Illinois 85 Oral Roberts 69, Oklahoma State 89 Omaha 50, UNI 79	<b>Wednesday, January 9</b> Denver at South Dakota State 8 P.M. Omaha at North Dakota TBA
<b>Wednesday, December 12</b> Oregon 87, South Dakota State 79 Mayville State 50, North Dakota 84	<b>Friday, December 22</b> Denver at Omaha 6 P.M. South Dakota State at Western Illinois 8 P.M.	<b>Friday, January 11</b> Western Illinois at North Dakota State 8 P.M.
<b>Friday, December 14</b> Bradley 80, Omaha 60 Oral Roberts 73, Sam Houston State 62 Savannah State 49, South Dakota State 97	<b>Sunday, December 30</b> South Dakota at North Dakota State 2 P.M. Oral Roberts at Omaha 3 P.M. Denver at Western Illinois 5:30 P.M.	<b>Saturday, January 12</b> Oral Roberts at South Dakota State 3 P.M.
<b>Saturday, December 15</b> South Dakota 74, Missouri 61 Denver 71, Nebraska 96		<b>Sunday, January 13</b> Western Illinois at North Dakota TBA
		<b>Wednesday, January 16</b> Omaha at Western Illinois TBA
		<b>Thursday, January 17</b> North Dakota State at Denver 9 P.M.
		<b>Friday, January 18</b> Friday, January 18 South Dakota State at North Dakota 8 P.M.

## PURDUE FORT WAYNE AT A GLANCE

### GENERAL INFO

Address	2101 E. Coliseum Blvd.
City/Zip	Fort Wayne, IN / 46805
Founded	1964
Enrollment	10,414
Nickname	Mastodons
Colors	Gold and Black
Affiliation	NCAA Division I
Conference	The Summit League
Chancellor	Dr. Ron Elsenbaumer
Athletic Director	Kelley Hartley Hutton

### MEDIA SERVICES

Asst. Director / WBB Contact	Brian Alden
E-mail	aldenbs@pfw.edu
Office Phone	(260) 481-6646
Cell Phone	(859) 468-8963
Office Fax	(260) 481-6002

### COACHING STAFF

Head Coach	Niecee Nelson
Alma Mater 'Yr.	Concordia Portland '02
Record at School/Yrs.	13-56 / 3rd
Career Record/Yrs.	Same
Assistant Coach	Marcie Alberts (6th season)
Alma Mater 'Yr.	Ohio State '97
Assistant Coach	Haley Seibert (4th season)
Alma Mater 'Yr.	IPFW '15
Assistant Coach	Akilah Sims (1st season)
Alma Mater 'Yr.	IUPUI '16

### SEASON IN REVIEW

2017-18 Overall Record	4-24
2017-18 Summit Record/Finish	1-13 / 8th
Letterwinners Returning/Lost	7 / 5
Starters Returning/Lost	4 / 1
Newcomers	5

### HISTORY

First Year of Varsity Basketball	1976-77
First Year of NCAA Division I Basketball	2001-02
First Year in The Summit League	2007-08
All-Time Record	469-660
All-Time Division I Record	165-343
All-Time Summit League Record	71-112
All-time NCAA Tournament Record	0-3
Last NCAA Appearance	3/7/1996
Result	L, 71-79 vs. Lake Superior State
Years in Post-Season play	12
Last Post-Season Game	3/19/2014 (WBI)
Result	L, 84-71 at UIC

First Varsity Game	12/9/76 at Huntington; L, 41-38
500th Game	1/9/97 at Saint Joseph's (IN); W, 73-61
750th Game	1/25/06 vs. Butler; L, 70-60
1,000th Game	3/19/14 at UIC; L, 84-71

First Program Victory	12/11/76 vs. Grace; W, 72-31
250th Program Victory	2/10/96 at Kentucky Wesleyan; W, 91-76

### Conference/Membership Affiliations

AIAW Independent	1976-77 to 1981-82
NCAA D-III Independent	1982-83 to 1983-84
NCAA D-II Great Lakes Valley Conference	1984-85 to 2000-01
NCAA D-I Independent	2001-02 to 2006-07
NCAA D-I The Summit League	2007-08 to present

# PURDUE FORT WAYNE MASTODONS ROSTER

No.	Name	Ht.	Pos.	Cl.	Hometown	High School / Previous School
00	Jaelencia Williams ( <i>JUH-len-see-uh</i> )	6-2	C	So.	Indianapolis, Ind.	Southport
3	Sierra Bell	5-7	G	Jr.	Danville, Ill.	Schlarman Academy / Northeast Community College
4	Ellie Dykstra	6-1	F	Fr.	Byron Center Mich.	Byron Center
5	Hannah Hess	5-10	G	R-So.	Oregon, Ohio	Clay
10	Hannah Albrecht	5-7	G	Jr.	Crown Point, Ind.	Crown Point / Saint Joseph's (IN)
12	Anna Lappenküper ( <i>AHH-nuh LAH-pen-cooper</i> )	5-8	G	Jr.	Herne, Germany	Otto Hahn Gymnasium
13	De'Jour Young ( <i>D-zhur</i> )	5-7	G	Sr.	Fort Wayne, Ind.	Concordia Lutheran
14	Sh'Toya Sanders ( <i>SHUH-toy-yuh</i> )	6-0	F	R-Jr.	Fort Wayne, Ind.	Wayne / Chicago State
15	Cam Douglas	5-11	F	Fr.	San Deigo, Calif.	Mount Miguel
23	Amaya Johns ( <i>UH-my-yuh</i> )	5-9	G	Fr.	Plainfield, Ill.	Oswego East
31	Sofia Rajala ( <i>RUH-jah-Luh</i> )	6-0	F	So.	Helsinki, Finland	Mäkelänrinne Sports
32	Kierstyn Repp ( <i>Rep</i> )	5-10	G	So.	Archbold, Ohio	Archbold

**Head Coach:** Niecee Nelson (*KNEE-see*)  
**Assistant Coaches:** Marcie Alberts, Haley Seibert (*sigh-BERT*) and Akilah Sims  
**Graduate Manager:** Kendall Festervand

## All-Time Results vs. North Dakota

12/04/1996    A    #2 North Dakota    L, 51-81    Grand Forks, N.D.

**Overall:** 0-1  
**League:** 0-0  
**Home:** 0-0  
**Away:** 0-2  
**Neutral:** 0-0

## All-Time Results vs. North Dakota State

12/7/1996	A	#1 North Dakota State	L, 55-83	Fargo, N.D.
1/21/2006	A	North Dakota State	L, 68-79	Fargo, N.D.
2/26/2006	H	NORTH DAKOTA STATE	W, 77-64	Fort Wayne, Ind.
2/8/2007	A	North Dakota State	L, 72-89	Fargo, N.D.
3/3/2007	H	NORTH DAKOTA STATE	L, 80-85	Fort Wayne, Ind.
1/7/2008	A	North Dakota State	L, 47-87	Fargo, N.D.
2/2/2008	H	NORTH DAKOTA STATE	L, 65-67	Fort Wayne, Ind.
1/5/2009	H	NORTH DAKOTA STATE	L, 59-63	Fort Wayne, Ind.
1/31/2009	A	North Dakota State	L, 65-72	Fargo, N.D.
1/23/2010	A	North Dakota State	L, 52-64	Fargo, N.D.
2/22/2010	H	NORTH DAKOTA STATE	L, 68-72	Fort Wayne, Ind.
1/24/2011	A	North Dakota State	W, 68-55	Fargo, N.D.
2/19/2011	H	NORTH DAKOTA STATE	W, 79-46	Fort Wayne, Ind.
12/29/2011	A	North Dakota State	L, 70-77	Fargo, N.D.
1/30/2012	H	NORTH DAKOTA STATE	L, 50-64	Fort Wayne, Ind.
1/10/2013	H	NORTH DAKOTA STATE	W, 65-58	Fort Wayne, Ind.
2/9/2013	A	North Dakota State	W, 70-58	Fargo, N.D.
1/9/2014	A	North Dakota State	W, 98-89 2OT	Fargo, N.D.
2/8/2014	H	NORTH DAKOTA STATE	W, 57-51	Fort Wayne, Ind.
1/17/2015	A	North Dakota State	L, 60-81	Fargo, N.D.
2/21/2015	H	NORTH DAKOTA STATE	L, 66-72	Fort Wayne, Ind.
1/23/2016	A	North Dakota State	L, 85-94	Fargo, N.D.
2/27/2016	H	NORTH DAKOTA STATE	W, 85-69	Fort Wayne, Ind.
1/7/2017	A	North Dakota State	L, 56-68	Fargo, N.D.
2/11/2017	H	NORTH DAKOTA STATE	W, 72-68	Fort Wayne, Ind.
1/20/2018	A	North Dakota State	L, 56-72	Fargo, N.D.
2/15/2018	H	NORTH DAKOTA STATE	L, 52-66	Fort Wayne, Ind.

**Overall:** 9-18  
**League:** 8-14  
**Home:** 6-7  
**Away:** 3-11  
**Neutral:** 0-0

# ON THIS DATE... DECEMBER 28 (4-6)

2016	WESTERN ILLINOIS	L, 53-75
2015	at Milwaukee	L, 60-73
2014	MILWAUKEE	W 78-72
2012	IUPUI	L, 74-79
2006	at Winthrop	W, 65-54
2002	at Indiana State	L, 28-96
1997	OAKLAND	L, 49-72
1996	KENTUCKY WESLEYAN	W, 83-70
1995	SAINT JOSEPH'S (IN)	W, 82-72
1984	at Wright State	L, 71-77

# DECEMBER 30 (3-6)

2017	WESTERN ILLINOIS	L, 100-64
2014	TRINE	W 99-61
2012	WESTERN ILLINOIS	W, 80-49
2005	AT IOWA STATE	L, 68-87
2004	AT NORTHERN COLORADO	L, 48-77
2001	VS MOREHEAD STATE	L, 70-87
1996	#17 BELLARMINE	L, 50-74
1993	AT SAINT JOSEPH'S (IN)	W, 75-71
1992	INDIANAPOLIS	L, 64-76

# ALL-TIME IN DECEMBER... BY DAY AND LOCATION

Sunday	7-21
Monday	5-10
Tuesday	13-21
Wednesday	8-17
Thursday	19-18
Friday	12-17
Saturday	47-46
Home	76-51
Away	27-92
Neutral	9-7

# ALL-TIME RECORD... BY DAY OF THE WEEK

Sunday	16-45
Monday	37-53
Tuesday	48-61
Wednesday	37-53
Thursday	104-133
Friday	33-54
Saturday	190-256

# ALL-TIME RECORD... BY MONTH

November	65-94
December	112-150
January	135-212
February	140-174
March	17-30

# Mastodons vs.

SUMMIT LEAGUE	All-Time	Under Nelson
Denver	3-8	0-4
North Dakota	0-1	0-0
North Dakota State	9-18	1-3
Omaha	6-6	2-2
Oral Roberts	5-14	0-4
South Dakota	3-12	0-4
South Dakota State	1-31	0-4
Western Illinois	10-13	0-4
<b>TOTALS</b>	<b>112-90</b>	<b>27-44</b>

# Mastodons vs.

18-19 OPPONENTS	All-Time	Under Nelson
Denver	3-8	0-4
Eastern Illinois	2-4	1-1
Eastern Michigan	0-2	0-1
Evansville	2-1	1-0
Goshen	4-6	1-0
IU Kokomo	1-0	1-0
Loyola-Chicago	1-2	1-1
Milwaukee	2-5	0-2
North Dakota	0-1	0-0
North Dakota State	9-18	1-3
Omaha	6-6	2-2
Oral Roberts	5-14	0-4
Purdue	0-6	0-1
SIUE	9-11	0-1
South Dakota	3-12	0-4
South Dakota State	1-31	0-4
Taylor	7-4	1-0
Valparaiso	5-11	0-1
Western Illinois	10-13	0-4
Western Michigan	1-5	0-2
<b>TOTALS</b>	<b>71-160</b>	<b>9-35</b>



## HEAD COACH NIECEE NELSON

Niecee Nelson was appointed as Fort Wayne's women's basketball head coach on April 18, 2016. An assistant coach at the University of San Diego for 11 seasons, she is the 14th head coach in the 40-year history of the program. Nelson is no stranger to Fort Wayne, however, having served as an assistant coach for the Mastodons for one season during 2004-05, after getting her start in coaching as a graduate assistant at the University of Wyoming for two seasons (2002-04).

Nelson helped lead San Diego to an overall record of 222-124 since 2005, including five consecutive 20-win seasons and postseason WNIT appearances. The Toreros, under the direction of head coach Cindy Fisher, made one NCAA Tournament appearance since '05, winning the WCC Tournament in 2008, and have made six overall appearances in the WNIT, first advancing to the event in 2007. USD was 25-8 in 2015-16, tying for the second-most wins in program history while advancing to the third round of the WNIT.

Nelson's on court responsibilities at USD included point guard and shooting guard development, while serving as the program's offensive coordinator. She has helped develop 13 All-WCC First Team guards, including Dominique Conners, a three-time honoree and USD's all-time leader in points and steals. Nelson also helped develop Amanda Rego, the program's only WCC Player of the Year (2006-07), who was the national assist leader that season, and is the school's career leader in assists.

Nelson's off court responsibilities at USD included serving as the program's academic coordinator, budget management and ordering of team equipment, including uniforms and apparel, as well as managing team travel. Additionally, she shared in the duties of recruiting as well as the opponent scouting and game strategy. Nelson has also assisted in creating practice plans and individual workouts.

Nelson was an assistant at Fort Wayne during 2004-05, with primary responsibilities in team travel, post player development, marketing and academic support. Within two months of arriving at Fort Wayne, she was promoted to recruiting coordinator, leading the charge in overseas recruiting into Brazil and Europe.

Prior to Fort Wayne, Nelson served as a graduate assistant at Wyoming with Coach Fisher. She worked closely with the staff and team on practice and game day coaching, individual workouts, academic support, film exchange, and guard and post development.

Nelson earned 2001 NAIA All-America honors at Concordia University in Portland, Oregon. A two-time team captain, she was named to the 2001 Lutheran Brotherhood All-America Team. Nelson was a two-time All-Cascade Conference First Team selection (2001, 2002), and the 1998 Cascade Conference Freshman of the Year.

Nelson graduated from Concordia in 2002 with a Bachelor of Arts degree in Education with an emphasis in Elementary Education, adding minors in Business Marketing and Psychology. She earned a Master of Science degree in Kinesiology and Health with an emphasis in Health Promotion from Wyoming in 2004.

Niecee and her husband, Steve, have two children: son Sebastian and daughter Skyler.

## PURDUE FORT WAYNE IN SUMMIT LEAGUE AND NCAA STATISTICS

TEAM	(of 349)		(of 9)
	Statistic	NCAA	Summit
Assist Turnover Ratio	0.77	196	6
Assists	146	111	5
Assists Per Game	12.2	239	7
Blocked Shots	52	29	2
Blocked Shots Per Game	4.3	63	2
Fewest Fouls	212	303	5
Fewest Turnovers	189	269	6
Field-Goal Percentage	42.8	90	4
Field-Goal Percentage Defense	41.1	238	6
Free Throw Attempts	202	77	5
Free Throws Made	130	118	7
Free-Throw Percentage	64.4	265	8
Personal Fouls Per Game	17.7	173	5
Rebound Margin	-3.2	262	7
Rebounds	403	123	7
Rebounds Per Game	33.58	318	8
Scoring Defense	68.1	258	6
Scoring Margin	-1.7	221	6
Scoring Offense	66.4	153	6
Steals	95	93	4
Steals Per Game	7.9	181	4
Three Pt FG Defense	34.8	306	8
Three-Point Field Goals Attempted	245	65	6
Three-Point Field Goals Made	83	58	6
Three-Point Field Goals Per Game	6.9	97	6
Three-Point Field-Goal Percent	33.9	92	4
Turnover Margin	0	186	4
Turnovers Forced	15.75	230	4
Turnovers Per Game	15.8	134	4

## INDIVIDUAL

	Statistic	NCAA	Summit
Assist Turnover Ratio			
Anna Lappenküper	1.25	249	6
Blocked Shots			
Jaelencia Williams	16	71	3
Blocked Shots Per Game			
Jaelencia Williams	1.33	135	5
Sh'Toya Sanders	1.22	164	6
Final Points			
De'Jour Young	162	131	9
Free Throw Attempts			
Jaelencia Williams	64	33	4
De'Jour Young	64	33	4
Free Throws Made			
De'Jour Young	45	35	4
Minutes Played			
De'Jour Young	401:55	26	2
Anna Lappenküper	375:25	60	5
Kierstyn Repp	361:40	101	7
Hannah Albrecht	355:50	122	9
Rebounds			
De'Jour Young	81	128	4
Steals			
De'Jour Young	20	121	4
Three-Point Field Goals Attempted			
Kierstyn Repp	85	36	3
Three-Point Field Goals Made			
Kierstyn Repp	31	37	4
Three-Point Field Goals Per Game			
Kierstyn Repp	2.58	86	4
Three-Point Field-Goal Percentage			
Kierstyn Repp	36.5	147	5

As of 12/19

Does not include teams reclassifying

## Season and Career Totals 2018-19 Career

### DOUBLE-DOUBLES

De'Jour Young	1	5
---------------	---	---

### 20-PLUS POINT GAMES

De'Jour Young	3	7
Kierstyn Repp	1	2
Hannah Albrecht	-	1
Jaelencia Williams	1	1

### DOUBLE-DIGIT SCORING GAMES

De'Jour Young	9	48
Anna Lappenküper	2	20
Jaelencia Williams	4	15
Kierstyn Repp	7	17
Hannah Albrecht	4	11
Hannah Hess	2	4
Sh'Toya Sanders	3	3
Sierra Bell	1	1

### 10-PLUS REBOUND GAMES

De'Jour Young	1	7
Jaelencia Williams	-	1
Sh'Toya Sanders	1	1

### 5-PLUS ASSIST GAMES

Anna Lappenküper	2	6
De'Jour Young	-	3
Sierra Bell	1	1
Hannah Hess	1	1
Hannah Albrecht	1	1

### 3-PLUS STEAL GAMES

De'Jour Young	3	13
Anna Lappenküper	2	6
Hannah Albrecht	-	3
Sierra Bell	1	1
Hannah Hess	1	1
Kierstyn Repp	1	1

### 3-PLUS THREE-POINT FG GAMES

Kierstyn Repp	8	18
Anna Lappenküper	1	4
Hannah Hess	2	4
Hannah Albrecht	1	3
De'Jour Young	1	1

### STARTS

De'Jour Young	12	86
Anna Lappenküper	12	61
Hannah Albrecht	11	37
Kierstyn Repp	9	24
Jaelencia Williams	5	20
Sh'Toya Sanders	7	7
Hannah Hess	3	5
Sofia Rajala	-	1
Ellie Dykstra	1	1

### 5-5-5 GAMES

At least 5 in three categories (pts, rbs, ast, stl or blk)		
De'Jour Young	-	3
Sierra Bell	1	1
Jaelencia Williams	1	1

## Single Game Stat Leaders 2018-19 Career

### TEAM LEADER IN POINTS

De'Jour Young	6	30
Jaelencia Williams	2	9
Kierstyn Repp	2	6
Anna Lappenküper	-	4
Hannah Albrecht	1	3
Sh'Toya Sanders	1	1

### TEAM LEADER IN REBOUNDS

De'Jour Young	5	40
Jaelencia Williams	2	15
Sh'Toya Sanders	5	5
Anna Lappenküper	-	1
Hannah Albrecht	-	1
Kierstyn Repp	-	1
Sierra Bell	1	1

### TEAM LEADER IN ASSISTS

De'Jour Young	2	22
Anna Lappenküper	7	20
Hannah Albrecht	2	13
Hannah Hess	1	2
Jaelencia Williams	1	2
Kierstyn Repp	-	1
Sierra Bell	1	1

### TEAM LEADER IN STEALS

De'Jour Young	5	33
Anna Lappenküper	3	14
Hannah Albrecht	1	8
Hannah Hess	2	7
Kierstyn Repp	3	6
Jaelencia Williams	-	3
Sierra Bell	3	3
Sh'Toya Sanders	2	2

### TEAM LEADER IN BLOCKS

Jaelencia Williams	5	21
De'Jour Young	-	20
Anna Lappenküper	2	5
Sh'Toya Sanders	5	5
Kierstyn Repp	1	3
Hannah Hess	-	1
Hannah Albrecht	-	1
Sierra Bell	1	1

### POINTS OFF THE BENCH

Jaelencia Williams	3	12
Hannah Hess	5	10
Kierstyn Repp	1	6
De'Jour Young	-	4
Sierra Bell	4	4
Anna Lappenküper	-	3
Hannah Albrecht	1	1
Ellie Dykstra	1	1
Sh'Toya Sanders	1	1

## Miscellaneous Game Stats

### SCORES FIRST

Fort Wayne	6
Opponents	6

### HOW MASTODONS SCORED FIRST POINT

Free Throw	2
Jumper	4
Layup	2
Three-Pointer	4

### FIRST MASTODON POINT SCORED BY

Kierstyn Repp	4
Jaelencia Williams	3
Hannah Albrecht	2
De'Jour Young	1
Sierra Bell	1
Sh'Toya Sanders	1

### SCORING RUNS OF 10-0 OR BETTER

Fort Wayne	7
Opponents	8

### TIP-OFFS CONTROLLED

Fort Wayne	9
Opponents	3

Sh'Toya Sanders	5/7	(.714)
Jaelencia Williams	4/4	(1.000)
Ellie Dykstra	0/1	(.000)

### MASTODONS FIRST SUBSTITUTION

Hannah Hess	8
Jaelencia Williams	3
Sierra Bell	2
Sh'Toya Sanders	2
Kierstyn Repp	1

### PLAYERS FOULED OUT

Fort Wayne	3
Opponents	2

De'Jour Young	1	4
Anna Lappenküper	-	2
Kierstyn Repp	1	2
Hannah Albrecht	1	1

### THREE- AND FOUR-POINT PLAYS

Fort Wayne	11
Opponents	6

De'Jour Young	4	18
Jaelencia Williams	3	8
Anna Lappenküper	-	4
Hannah Albrecht	1	2
Sierra Bell	2	2
Hannah Hess	1	1

### BENCH POINTS

Purdue Fort Wayne	238 (19.8 ppg.)
Opponents	207 (17.3 ppg.)

### LARGEST HALFTIME LEAD

27 (48-21) vs Goshen (12/16/18)

### LARGEST HALFTIME DEFICIT

22 (39-17) at Purdue (11/18/18)

### LARGEST WIN

41 (86-45) vs Goshen (12/16/18)

### LARGEST DEFEAT

34 (78-44) at Purdue (11/18/18)

### LARGEST LEAD

45 (77-32, 8:33, 4th) vs Goshen (12/16/18)

### LARGEST DEFICIT

40 (77-37, 3:00, 4th) at Purdue (11/18/18)

### LARGEST DEFICIT OVERCOME TO WIN

5 (54-49, 1:32, 3rd) at Evansville (11/20/18)

### LARGEST LEAD GIVEN UP IN LOSS

8 (18-10, 9:51, 2nd) at Western Michigan (11/8/18)

### MOST CONSECUTIVE POINTS

13, (9:39 - 6:36 1st) vs Goshen (12/16/18)

### MOST CONSECUTIVE POINTS BY OPP.

22 (9:30-1:29, 2nd) at Western Michigan (11/8/18)

### LONGEST WINNING STREAK

### LONGEST LOSING STREAK

4 (11/24-12/8)

### LARGEST HOME CROWD

983, vs IU Kokomo (11/6/18)

### LARGEST ROAD CROWD

5,970, at Purdue (11/20/18)

### MOST TIME LEADING

39:39, vs Goshen (12/16/18)

### MOST TIME LEADING IN LOSS

8:25, at Western Michigan (11/8/18)

### MOST TIME WITH SCORE TIED

7:48, at Western Michigan (11/8/18)

### MOST TIME TRAILING

39:34, at Milwaukee (12/1/18)

### MOST LEAD CHANGES

13, vs. Taylor (11/12/18)

### MOST TIE SCORES

7, at Western Michigan (11/8/18)

## STARTING LINEUPS

Game	G	G	G	G/F	C/F
IU Kokomo	Lappenküper	Young	Albrecht	Repp	Sanders
Western Michigan	Lappenküper	Young	Albrecht	Repp	Sanders
Taylor	Lappenküper	Young	Albrecht	Repp	Sanders
Eastern Illinois	Lappenküper	Young	Albrecht	Repp	Sanders
Purdue	Lappenküper	Young	Hess	Sanders	Williams
Evansville	Lappenküper	Young	Albrecht	Repp	Sanders
SIUE	Lappenküper	Young	Albrecht	Repp	Sanders
Loyola-Chicago	Lappenküper	Young	Hess	Albrecht	Williams
Milwaukee	Lappenküper	Young	Hess	Albrecht	Dykstra
Eastern Michigan	Lappenküper	Young	Albrecht	Repp	Williams
Goshen	Lappenküper	Young	Albrecht	Repp	Williams
Valparaiso	Lappenküper	Young	Albrecht	Repp	Williams

North Dakota State
North Dakota
South Dakota State
Oral Roberts
South Dakota
Western Illinois
Omaha
Denver
Oral Roberts
South Dakota
Western Illinois
Denver
Omaha
South Dakota State
North Dakota
North Dakota State

## BY ROTATION

3-3	Lappenküper	Young	Albrecht	Repp	Sanders
0-1	Lappenküper	Young	Hess	Sanders	Williams
0-1	Lappenküper	Young	Hess	Albrecht	Williams
0-1	Lappenküper	Young	Hess	Albrecht	Dykstra
1-2	Lappenküper	Young	Albrecht	Repp	Williams

## BY PLAYER

Lappenküper	4-8
Young	4-8
Albrecht	4-7
Repp	4-5
Sanders	3-4
Williams	1-4
Hess	0-3
Dykstra	0-1

## TOP-10 BENCH SCORERS...

Player	Pts.	Opponent	Date
Hannah Hess	16	Taylor	11/12
Sierra Bell	15	IU Kokomo	11/6
Kierstyn Repp	12	at Milwaukee	12/1
Hannah Albrecht	12	at Purdue	11/18
Jaelencia Williams	12	Taylor	11/12
Hannah Hess	11	Eastern Michigan	12/8
Jaelencia Williams	10	IU Kokomo	11/6
Hannah Hess	9	at Western Michigan	11/8
Jaelencia Williams	9	at Western Michigan	11/8
Hannah Hess	9	Goshen	12/16

## WHY MASTODONS?...

It all started about 10,000 years ago...

That's when mastodons roamed the southern Great Lakes region of North America. These stocky versions of modern elephants reached heights of about ten feet at the shoulder, with tusks that curved upward that were six feet or more in length. Mastodons were browsers who fed mostly on leaves and twigs from small trees and shrubs.

One such mastodon found its final resting place about two miles south of Angola, Indiana, on land that would eventually become part of Orsie Routsong's farm. In the fall of 1968, Routsong decided to expand a small pond on his property. An excavator was hired and instructed to pile the excavated material around the edge of the pond. Several days after the excavation was finished a heavy rain storm pounded the piles of dirt.

The next day, a young neighbor boy of Routsong's discovered a large bone in one of the dirt piles. Routsong knew it was something out of the ordinary, so he called Jack Sunderman, chair of the IPFW Geology Department, to identify the bone, and to ask for advice on what to do with it. Sunderman says his first question was, "How big is the bone," with Routsong's answer being "pretty big, maybe 3 or 4 feet long."

When Sunderman got to the farm, he identified the bone as a leg bone of a mastodon. He told Routsong a skeleton like this would have scientific and instructional value if a large portion of it could be located. Routsong agreed, and also agreed to have the IPFW Geology Department do the excavation. Sunderman got two more faculty members, Geoffrey Matthews and Bernd Erdtmann, and several geology students to help in the project.

After all the mastodon bones were collected, cleaned, and preserved, Routsong agreed to have the adult mastodon skeleton placed on permanent display at IPFW; the skull of a nearby baby mastodon is now on loan to Science Central.

In the spring of 1970, The Communicator (IPFW's student newspaper) began a drive to come up with a mascot for IPFW. Some of the suggested choices included the Boiler-Hoosiers, Warhawks, Marauders, Frontiersmen, Pioneers, Elfs, and Hobbits. Those names and others came from student suggestions. Steve Pettyjohn, who served as the student body president in 1968-69, wrote a letter to the editor about the school mascot. In his letter, Pettyjohn extolled the virtues of choosing the mastodon as IPFW's mascot: "It sounds different, strange - that's exactly why. It's different and yes, even strange. For God's Sakes, let's have the courage to be a little different."

In the meantime, former Indiana Congressman Mark Souder, who served as student body president in 1969-70, recalls being lobbied by the Geology Club to choose the mastodon.

According to Nusbaumer, "Souder appointed a committee in student government to select a name although he was lobbying hard for the mastodon." After some discussion on the subject, Souder says a vote was taken by the committee and the mastodon came out the winner. Souder finished his recollection with these thoughts: "History shows that the advocacy of the geology club was correct. The fast, decisive action of the elected student government—though it did not please everyone and was not a precedent that the University desired to see—has also been upheld by history as IPFW regularly scores high in any list of unique university nicknames; even in this era when everybody strives to be different. We did it decades ago."

## WHAT IS A MASTODON?...(ACCORDING TO WIKIPEDIA)

Mastodons are any species of extinct proboscideans (mammals with tusks and long, muscular trunks) in the genus *Mammot*, distantly related to elephants, that inhabited North and Central America during the late Miocene or late Pliocene up to their extinction at the end of the Pleistocene 10,000 to 11,000 years ago. Mastodons lived in herds and were predominantly forest dwelling animals that fed on a mixed diet of browsing and grazing with a seasonal preference for browsing, in contrast to living elephants that are mostly grazing animals.

Modern reconstructions based on partial and skeletal remains reveal that mastodons were very similar in appearance to elephants and, to a lesser degree, mammoths, though not closely related to either one. Compared to mammoths, mastodons had shorter legs, a longer body and were more heavily muscled, a build similar to that of the current Asian elephants. The average body size of the species was around 2.3 m (7 ft 7 in) in height at the shoulders, corresponding to a large female or a small male, but large males could grow up to 2.8 m (9 ft 2 in) in height and weigh as much as 4.5 tonnes (5 short tons).



<b>PURDUE FORT WAYNE WHEN...</b>	<b>2018-19</b>	<b>NELSON</b>			
Overall	4-8	13-56	Plays a team with $\geq .500$ record	3-6	7-44
Home	2-3	9-23	Plays a team with $< .500$ record	1-2	6-12
Road	1-5	2-31	Plays in the state of Indiana	4-4	11-28
Neutral	0-0	1-2	Plays outside Indiana	0-4	2-27
At Memorial Coliseum	0-0	0-2	Plays in Eastern Time Zone	3-5	11-34
Wearing White	2-2	4-9	Plays in Central Time Zone	1-3	2-20
Wearing Grey	1-1	3-4	Plays in Mountain Time Zone	0-0	0-2
Wearing Black	1-5	3-8	Plays in Pacific Time Zone	0-0	0-0
Wearing Pink	0-0	0-1	Plays during the day	1-6	6-31
Summit League	0-0	3-27	Plays at night (5pm or later)	2-2	6-25
Summit League Home	0-0	3-12	Plays in November	3-5	7-16
Summit League Road	0-0	0-15	Plays in December	1-3	4-15
Non-League	4-8	10-28	Plays in January	0-0	2-12
Non-League Home	3-3	7-11	Plays in February	0-0	1-12
Non-League Road	1-5	2-16	Plays in March	0-0	0-1
Following a win	0-4	0-13	Plays on Sunday	1-1	2-4
Following a loss	3-4	12-38	Plays on Monday	1-0	1-3
Against top 25 (AP) teams	0-0	0-1	Plays on Tuesday	2-0	3-5
Against Mid-Major top 25 teams	0-0	0-13	Plays on Wednesday	0-1	2-10
In Overtime	0-0	0-1	Plays on Thursday	0-3	0-11
In Multiple Overtimes	0-0	0-0	Plays on Friday	0-0	1-3
Regular Season Tournaments	0-0	1-2	Plays on Saturday	0-3	4-20
Postseason	0-0	0-1	Attendance is $\leq 999$	4-6	13-39
Wins Tip	4-5	9-18	Attendance is $\geq 1,000$	0-2	0-17
Scores First	2-4	5-15	Margin is 1 point	0-0	1-0
Leads after 1st quarter	4-2	9-9	Margin is between 2-5	0-1	2-1
Trails after 1st quarter	0-6	3-47	Margin is between 6-10	2-3	5-8
Tied after 1st quarter	0-0	1-0	Margin is between 11-20	0-2	3-22
Leads at half	3-0	9-3	Margin is more than 20	2-2	2-24
Trails at half	1-8	4-51	Scores $\leq 49$ pts.	0-3	0-16
Tied at half	0-0	0-1	Scores 50-59 pts.	0-0	0-25
Leading with 5:00 left	4-0	11-0	Scores 60-69 pts.	0-4	3-10
Trailing with 5:00 left	0-7	2-55	Scores 70-79 pts.	1-1	6-4
Tied with 5:00 left	0-1	0-1	Scores 80-89 pts.	3-0	3-1
Shoots $\geq 50\%$	3-0	5-0	Scores 90-99 pts.	0-0	1-0
Shoots $< 50\%$	1-8	8-56	Scores 100+ pts.	0-0	0-0
Opponent shoots $\geq 50\%$	0-3	1-23	Opponent Scores $\leq 49$ pts.	1-0	1-1
Opponent shoots $< 50\%$	4-5	12-33	Opponent scores 50-59 pts.	1-1	4-2
Shoots better than opp.	4-3	10-5	Opponent scores 60-69 pts.	1-2	4-18
Shoots worse than opp.	0-5	3-51	Opponent scores 70-79 pts.	1-3	4-21
Makes 5+ 3-Pt. shots	4-6	11-28	Opponent scores 80-89 pts.	0-2	0-10
Makes 9+ 3-Pt. shots	1-2	4-6	Opponent scores 90-99 pts.	0-0	0-1
More 3-Pt. made than opp.	3-3	9-18	Opponent scores 100+ pts.	0-0	0-2
Has equal 3-Pt. made	0-3	0-8	Force 20 or more turnovers	2-0	3-4
Fewer 3-Pt. made than opp.	1-2	4-30	Commit 15 or more turnovers	3-5	6-34
Shoots 3-Pt. better than opp.	4-2	11-14	Make 10 or more steals	2-1	4-4
Shoots 3-Pt. worse than opp.	0-6	2-42	Starters outscore opp. starters	3-0	9-2
Shoots 3-Pt. 35% or better	2-3	10-16	$\leq 2$ players score 10+ pts.	0-5	2-40
Shoots 3-Pt. less than 35%	2-5	3-40	3 players score 10+ pts.	0-0	1-11
Opp. Shoots 3-Pt. 35% or better	1-4	3-39	4+ players score 10+ pts.	4-2	10-4
Opp. Shoots 3-Pt. less than 35%	3-4	10-17	1+ player with 20+ points	3-1	4-9
More FTs made than opp.	2-2	10-14	1+ player with 10+ rebounds	0-2	0-10
Has equal FTs made	0-1	0-3	1+ player with double-double	0-1	0-5
Fewer FTs made than opp.	2-5	3-39	1+ player with 5+ 3-Pt. made	0-1	0-4
Out-rebounds opp.	3-3	9-17	1+ player fouls out	0-3	4-20
Has equal rebounds	1-0	2-1	More bench points	3-5	9-22
Is out-rebounded	0-5	2-38	Has equal bench points	0-0	0-1
More turnovers than opp.	0-3	5-38	Fewer bench points	1-3	4-32
Has equal turnovers as opp.	0-2	0-4	More points in the paint	3-1	7-6
Fewer turnovers than opp.	4-3	8-14	Has equal points in the paint	0-1	0-2
More assists than opp.	3-2	4-7	Fewer points in the paint	1-6	6-48
Has equal assists	0-0	2-1	More points off turnovers	4-2	9-8
Fewer assists than opp.	1-6	7-48	Has equal points off turnovers	0-1	1-3
More blocks than opp.	4-1	7-8	Fewer points off turnovers	0-5	3-44
Has equal blocks	0-2	1-5	More 2nd chance points	2-5	8-22
Fewer blocks than opp.	0-5	5-43	Has equal 2nd chance points	0-0	0-1
More steals than opp.	3-3	8-15	Fewer 2nd chance points	2-3	5-33
Has equal steals	0-2	0-6	More fast break points	3-1	5-7
Fewer steals than opp.	1-3	5-35	Has equal fast break points	1-2	1-8
More fouls than opp.	2-5	4-40	Fewer fast break points	0-5	7-41
Has equal fouls	1-0	1-0	Longest Winning Streak	1	1
Fewer fouls than opp.	1-3	8-16	Longest Losing Streak	4	11
			Current Streak	L1	

## WELCOME TO THE CLUB...

Senior De'Jour Young became the 20th member of the Mastodons' 1,000-point club on Dec. 19 against Valparaiso. Kierstyn Repp hit Young with a bounce pass down the lane for a layup at the 6:53 mark of the second quarter. Young went on to finish with a career- and game-high 14 rebounds, to go along with 13 points. She's the first Mastodons since now assistant coach Haley Seibert joined the club on Dec. 6, 2014.

1.	2,358	Lisa Miller	1988-92
2.	2,107	Lindy Jones	1992-96
3.	1,730	Johnna Lewis-Carlisle	2004-08
4.	1,676	Amanda Hyde	2010-14
5.	1,589	Leah Sheets	1994-98
6.	1,572	Amy Gearlds	1999-04
7.	1,527	Robin Scott	1987-91
8.	1,480	Teena Merrell	1986-90
9.	1,386	Haley Seibert	2011-15
10.	1,293	Rhonda Unverferth	1982-85
11.	1,246	Jordan Zuppe	2007-11
12.	1,243	Stephanie Rosado	2009-12
13.	1,225	Anne Boese	2008-12
14.	1,168	Pam Edwards	1989-92,93-94
15.	1,153	Ashley Johnson	2003-07
16.	1,128	Chelsey Jackson	2007-11
17.	1,106	Jennie Newhard	1992-96
18.	1,076	Jamie Holderman	1999-01
19.	1,018	Courtney Nicley	2001-05
20.	1,007	De'Jour Young	2015-present

## SWATTING MORE FLIES...

The Mastodons reached double-digit blocks for the second time this season, but this time, they tied the program record with 11 blocks against Goshen on Dec. 16. The 11 blocks tied a program mark which has been reach twice before, Nov. 23, 2010 against Indiana Tech and Dec. 2, 2005 against Kalamazoo. Individually, Jaelencia Williams five blocks are the most by a Mastodon since Ariana Simmons also had five against Ball State on Dec. 29, 2013.

## HASTA LA VISTA, BASKETBALL...

The Mastodons were a swatting machine in its season opener, as the 'Dons finished with 10 blocks against IU Kokomo. Their 10 blocks are tied for third most in program history, as the 'Dons had had 11 blocks twice. The last time the Mastodons finished with double-digit blocks as a team came on Nov. 23, 2010 when they had 11 against Indiana Tech.

## STOP! THIEF!...

In her first game as a Mastodon, Sierra Bell became only the third player in program history with eight or more steals, when she made eight against IU Kokomo on Nov. 6. The last player to have at least eight was Kayla Drake, whom set a program record with 10 steals at South Dakota State on Jan. 22, 2011.

## MAKING THE ROUNDS...

Of the current 32 Division I basketball conferences, Purdue Fort Wayne has taken on at least one school, currently or when they played, in all but four of those leagues. The four remaining conferences the Mastodons have yet to play are: Colonial Athletic Association, Ivy League, Southwestern Athletic Conference, and West Coast Conference. Three other leagues (Big Sky Conference, Pacific 12 Conference, and Southland Conference) Purdue Fort Wayne played a current member while they were a part of another conference.

SEASON OPENERS...

With its season-opening victory over IU Kokomo, the Purdue Fort Wayne women's basketball team improved its all-time record to 17-26 in season openers. The last time the 'Dons won a season opener came during the 2015-16 season when they defeated Trine.

WOMEN'S BASKETBALL SEASON POLL...

Due to Fort Wayne was picked to finish ninth in the Summit League preseason poll of the league's head coaches. The Mastodons received 181 points as coaches were not allowed to vote for their own teams.

Rank	School	Rec.	Pts.
1	Gonzaga (30)	10-1	774
2	South Dakota State	10-1	744
3	Drake	8-3	681
4	South Dakota State	7-3	679
5	Central Michigan	8-1	664
6	2018-19 Summit League Preseason Poll	6-2	598
7	FGCU	8-2	582
8	South Dakota State	624 (24)	574
9	Drexel	557 (9)	574
10	South Dakota	469	483
11	Bucknell	435	459
12	Western Illinois	431	426
13	Northeastern	431	426
14	Oral Roberts	380	413
15	Denison	380	413
16	North Green Bay	271	388
17	North Dakota State	271	388
18	Wright State	233	350
19	Omaha	233	350
20	Marist	181	318
21	Purdue Fort Wayne	181	318
22	Maine	5-3	297
23	Belmont	5-3	291
24	Preseason Player of the Year:		
25	Macy Miller, South Dakota State	6-2	283
26	James Madison	6-2	190
27	First Team Penn	7-2	191
28	Name Loyola Marymount	7-3	130
29	Macy Miller, South Dakota State	8-1	131
30	Madison Guebert, South Dakota State	6-4	98
31	Clara Duffy, UC Irvine	8-0	81
32	Amison Arens, IUPUI	8-0	65
33	Taylor Higgins, Southern Illinois		
34	De'Jour Young, Portland State		
35	Others receiving votes:		
36	Princeton 60, Stony Brook 57, Quinnipiac 47, New Mexico State 24, Bradley 23, Toledo 22, Denver 21, Youngstown State 19, American 13, Northern Colorado 12, Pacific 12, Miami Ohio 10, Toledor. 10, Troy 10, Little Rock 8, Morehead State 5, UC Davis 4, Abilene Christian 2, Idaho 2, Howard 1.		

ACTIVE CAREER LEADERS...

Points	De'Jour Young, 1,007
Rebounds	De'Jour Young, 502
Field Goals Made	De'Jour Young, 359
3-Pointers Made	Kierstyn Repp, 92
Free Throws Made	De'Jour Young, 242
Assists	De'Jour Young, 161
Steals	De'Jour Young, 114
Blocked Shots	Jaelencia Williams, 42
Games Played	De'Jour Young, 97
Games Started	De'Jour Young, 86
Minutes Played	De'Jour Young, 2,848

Gates Center Attendance Records

1.	1/19/2002	Toledo	1,827
2.	12/10/2006	Indiana	1,801
3.	11/19/2004	Bowling Green	1,438
4.	11/21/2017	UIC	1,289
5.	12/29/2013	Ball State	1,278
6.	1/24/2015	Denver	1,215
7.	1/13/1996	Southern Indiana	1,150
8.	12/6/2014	Northern Kentucky	1,147
9.	12/6/2012	Purdue	1,124
10.	11/12/2013	Indiana	1,085

PURDUE FORT WAYNE WINS VS. LOSSES...

Category	Wins	Losses
Points per game	82.2	58.5
Opp. points per game	58.8	72.8
FG pct.	.518	.377
Opp. field goal pct.	.333	.455
3 pt. FG pct.	.342	.337
Opp. 3 pt. FG pct.	.281	.390
Free throw pct.	.686	.621
Opp. Free throw pct.	.636	.732
Rebounds per game	38.5	30.8
Opp. Rebounds per game	35.5	37.1
Rebound margin	+3.0	-6.3
Assists per game	14.8	10.8
Opp. Assists per game	10.3	16.0
Turnovers per game	15.8	15.8
Opp. Turnovers per game	19.5	13.9
Turnover margin	+3.7	-1.9
Steals per game	11.0	6.4
Opp. Steals per game	6.5	7.5
Blocks per game	8.8	2.1
Opp. Blocks per game	2.5	3.5
Fouls per game	17.0	18.0
Opp. Fouls per game	15.5	16.8



## PURDUE FORT WAYNE INDIVIDUAL GAME HIGHS

Points	22	De'Jour Young vs IU Kokomo (11/06/18)
Field Goals Made	8	De'Jour Young vs Goshen (12/16/18)
	8	Kierstyn Repp vs Goshen (12/16/18)
Field Goal Att.	16	Kierstyn Repp vs Goshen (12/16/18)
	16	Sh'Toya Sanders at Evansville (11/20/18)
FG Pct (min 6 made)	1.000 (6-6)	Jaelencia Williams vs Valparaiso (12/19/18)
3-Point FG Made	5	Kierstyn Repp at Eastern Illinois (11/15/18)
3-Point FG Att.	10	Kierstyn Repp vs Valparaiso (12/19/18)
	10	Kierstyn Repp at Eastern Illinois (11/15/18)
	10	Kierstyn Repp vs IU Kokomo (11/06/18)
3-Pt FG Pct (min 3 made)	.750 (3-4)	Hannah Albrecht at Loyola-Chicago (11/29/18)
Free Throws Made	9	Jaelencia Williams vs Eastern Michigan (12/08/18)
Free Throw Att.	12	Jaelencia Williams vs Eastern Michigan (12/08/18)
FT Pct (min 6 made)	.889 (8-9)	De'Jour Young vs Eastern Michigan (12/08/18)
Rebounds	14	De'Jour Young vs Valparaiso (12/19/18)
Assists	7	Anna Lappenkuper vs Goshen (12/16/18)
	7	Hannah Hess at Eastern Illinois (11/15/18)
Steals	8	Sierra Bell vs IU Kokomo (11/06/18)
Blocked Shots	5	Jaelencia Williams vs Goshen (12/16/18)

## PURDUE FORT WAYNE TEAM GAME HIGHS

POINTS	87	IU KOKOMO (11/06/18)
FIELD GOALS MADE	35	GOSHEN (12/16/18)
	35	IU KOKOMO (11/06/18)
FIELD GOAL ATTEMPTS	63	GOSHEN (12/16/18)
FIELD GOAL PERCENTAGE	.565 (35-62)	IU KOKOMO (11/06/18)
3 PT FIELD GOALS MADE	11	at Loyola-Chicago (11/29/18)
	11	at Eastern Illinois (11/15/18)
3 PT FG ATTEMPTS	25	at Milwaukee (12/01/18)
3 PT FG PERCENTAGE	.524 (11-21)	at Loyola-Chicago (11/29/18)
FREE THROWS MADE	23	EASTERN MICHIGAN (12/08/18)
FREE THROW ATTEMPTS	28	EASTERN MICHIGAN (12/08/18)
FREE THROW PERCENTAGE	.821 (23-28)	EASTERN MICHIGAN (12/08/18)
REBOUNDS	41	at Eastern Illinois (11/15/18)
ASSISTS	17	GOSHEN (12/16/18)
STEALS	17	IU KOKOMO (11/06/18)
BLOCKED SHOTS	11	GOSHEN (12/16/18)
TURNOVERS	26	at Eastern Illinois (11/15/18)
FOULS	24	at Purdue (11/18/18)

## PURDUE FORT WAYNE TEAM GAME LOWS

POINTS	44	at Purdue (11/18/18)
FIELD GOALS MADE	13	at Milwaukee (12/01/18)
FIELD GOAL ATTEMPTS	49	EASTERN MICHIGAN (12/08/18)
FIELD GOAL PERCENTAGE	.241 (13-54)	at Milwaukee (12/01/18)
3 PT FIELD GOALS MADE	2	SIUE (11/24/18)
3 PT FG ATTEMPTS	15	at Western Michigan (11/08/18)
3 PT FG PERCENTAGE	.118 (2-17)	SIUE (11/24/18)
FREE THROWS MADE	4	at Western Michigan (11/08/18)
	4	at Loyola-Chicago (11/29/18)
FREE THROW ATTEMPTS	8	at Loyola-Chicago (11/29/18)
FREE THROW PERCENTAGE	.400 (4-10)	at Western Michigan (11/08/18)
REBOUNDS	17	at Loyola-Chicago (11/29/18)
ASSISTS	7	SIUE (11/24/18)
STEALS	1	at Eastern Illinois (11/15/18)
BLOCKED SHOTS	0	at Western Michigan (11/08/18)
	0	EASTERN MICHIGAN (12/08/18)
TURNOVERS	11	at Loyola-Chicago (11/29/18)
FOULS	11	at Evansville (11/20/18)

## OPPONENT INDIVIDUAL GAME HIGHS

Points	28	Courtne Lewis vs Eastern Michigan (12/08/18)
Field Goals Made	28	Karle Pace at Eastern Illinois (11/15/18)
	10	Ae'Rianna Harris at Purdue (11/18/18)
Field Goal Att.	10	Karle Pace at Eastern Illinois (11/15/18)
	19	Karle Pace at Eastern Illinois (11/15/18)
	19	Taylor Steele at Eastern Illinois (11/15/18)
FG Pct (min 6 made)	1.000 (10-10)	Ae'Rianna Harris at Purdue (11/18/18)
3-Point FG Made	6	Courtne Lewis vs Eastern Michigan (12/08/18)
	6	Janae Gonzales at Loyola-Chicago (11/29/18)
	6	Karle Pace at Eastern Illinois (11/15/18)
3-Point FG Att.	11	Becca Buchs vs Taylor (IN) (11/12/18)
3-Pt FG Pct (min 3 made)	.800 (4-5)	Natalia Pineda vs Eastern Michigan (12/08/18)
Free Throws Made	7	Kayana Traylor at Purdue (11/18/18)
Free Throw Att.	9	Dominique Oden at Purdue (11/18/18)
FT Pct (min 6 made)	.875 (7-8)	Kayana Traylor at Purdue (11/18/18)
Rebounds	12	Abby O'Connor at Loyola-Chicago (11/29/18)
	12	Allie Troeckler vs SIUE (11/24/18)
Assists	7	Jenna Annechiarico vs Eastern Michigan (12/08/18)
	7	Anna Newman at Evansville (11/20/18)
Steals	4	Addison Stoller vs Valparaiso (12/19/18)
	4	Kira Arthofer at Eastern Illinois (11/15/18)
Blocked Shots	3	Ryaen Johnson at Milwaukee (12/01/18)
	3	Kaylan Coffman at Evansville (11/20/18)
	3	Nina Farkic at Western Michigan (11/08/18)

## OPPONENT TEAM GAME HIGHS

POINTS	87	EASTERN MICHIGAN (12/08/18)
FIELD GOALS MADE	30	EASTERN MICHIGAN (12/08/18)
FIELD GOAL ATTEMPTS	70	at Eastern Illinois (11/15/18)
FIELD GOAL PERCENTAGE	.617 (29-47)	at Loyola-Chicago (11/29/18)
3 PT FIELD GOALS MADE	12	EASTERN MICHIGAN (12/08/18)
	12	TAYLOR (IN) (11/12/18)
3 PT FG ATTEMPTS	33	TAYLOR (IN) (11/12/18)
3 PT FG PERCENTAGE	.556 (10-18)	at Loyola-Chicago (11/29/18)
FREE THROWS MADE	20	at Purdue (11/18/18)
FREE THROW ATTEMPTS	31	at Purdue (11/18/18)
FREE THROW PERCENTAGE	.929 (13-14)	at Loyola-Chicago (11/29/18)
REBOUNDS	46	SIUE (11/24/18)
ASSISTS	22	at Loyola-Chicago (11/29/18)
	22	at Purdue (11/18/18)
STEALS	12	at Eastern Illinois (11/15/18)
BLOCKED SHOTS	6	at Milwaukee (12/01/18)
	6	at Loyola-Chicago (11/29/18)
TURNOVERS	26	IU KOKOMO (11/06/18)
FOULS	21	at Milwaukee (12/01/18)
	21	at Evansville (11/20/18)

## OPPONENT TEAM GAME LOWS

POINTS	45	GOSHEN (12/16/18)
FIELD GOALS MADE	14	GOSHEN (12/16/18)
FIELD GOAL ATTEMPTS	47	at Loyola-Chicago (11/29/18)
FIELD GOAL PERCENTAGE	.226 (14-62)	GOSHEN (12/16/18)
3 PT FIELD GOALS MADE	2	SIUE (11/24/18)
3 PT FG ATTEMPTS	13	at Purdue (11/18/18)
3 PT FG PERCENTAGE	.143 (2-14)	SIUE (11/24/18)
FREE THROWS MADE	2	at Evansville (11/20/18)
FREE THROW ATTEMPTS	6	at Evansville (11/20/18)
FREE THROW PERCENTAGE	.333 (2-6)	at Evansville (11/20/18)
REBOUNDS	28	TAYLOR (IN) (11/12/18)
	28	EASTERN MICHIGAN (12/08/18)
ASSISTS	4	GOSHEN (12/16/18)
STEALS	2	at Loyola-Chicago (11/29/18)
BLOCKED SHOTS	0	TAYLOR (IN) (11/12/18)
TURNOVERS	8	at Eastern Illinois (11/15/18)
FOULS	10	GOSHEN (12/16/18)

## PURDUE FORT WAYNE TEAM RECORDS (MIN. 20 GAMES)

### Record

MOST WINS.....	23 (1995-96)
CONSECUTIVE WINS.....	14 (11/18/95-1/13/96)
MOST HOME WINS.....	12 (1982-83, 1988-89, 1995-96)
CONSECUTIVE HOME WINS.....	12 (12/1/95-2/24/96)
MOST LOSSES .....	24 (1998-99, 2016-17)
CONSECUTIVE LOSSES .....	14 (11/13/98-1/16/99)
MOST GAMES PLAYED.....	31 (2010-11)
LARGEST HOME CROWD (GATES) .....	1,827, Toledo (1/19/02)
LARGEST HOME CROWD (COLISEUM).....	2,500, NDSU (2/26/06)
LARGEST ROAD CROWD .....	9,194, Wichita State (11/8/13)

### Points

GAME HIGH .....	117, vs Tri-State (12/3/88)
SEASON HIGH .....	2,431 (1989-90)
GAME LOW.....	28, Indiana State (12/28/02)
SEASON LOW .....	1,110 (1978-79)

### Field Goals Made

GAME HIGH .....	48, at Southern Indiana (2/7/91)
SEASON HIGH .....	901 (1989-90)
GAME LOW.....	11, Wichita State (11/8/13)
SEASON LOW .....	11, Winthrop (12/23/05)
SEASON LOW .....	443 (1978-79)

### Field Goal Attempts

GAME HIGH .....	92, at Purdue (11/21/04)
SEASON HIGH .....	1,864 (2007-08)
GAME LOW.....	38, Wichita State (11/8/13)
SEASON LOW .....	1,263 (1978-79)

### Field Goal Percentage

GAME HIGH .....	.720 (36-of-50), at IUPUI (1/23/92)
SEASON HIGH .....	.492 (877-1782), (1991-92)
GAME LOW.....	.163 (15-of-92), Purdue (11/21/04)
LOW SEASON .....	.331 (595-1798), (2004-05)

### 3-Point Field Goals Made

GAME HIGH .....	18, at Missouri-St. Louis (2/15/01)
SEASON HIGH .....	271 (2013-14)
GAME LOW.....	0, Several times
SEASON LOW .....	13 (1992-93)

### 3-Point Field Goal Attempts

GAME HIGH .....	48, vs Bowling Green (11/19/04)
SEASON HIGH .....	48, vs Grace (12/11/99)
SEASON HIGH .....	743 (2013-14)
GAME LOW.....	0, Several times
SEASON LOW .....	59 (1992-93)

### 3-Point Field Goal Percentage (min. 10 att.)

GAME HIGH ...	.800 (8-of-10), at Cleveland State (1/26/04)
SEASON HIGH .....	.430 (89-207), (1989-90)
GAME LOW.....	.000 (0-of-10), St. Joseph's (1/3/91)
LOW SEASON .....	.220 (44-200), (1997-98)

### Free Throws Made

GAME HIGH .....	42, vs NKU (12/21/95)
SEASON HIGH .....	604 (1995-96)
GAME LOW.....	1, Indianapolis (2/20/97) and (3/6/1993)
SEASON LOW .....	214 (1979-80)

### Free Throw Attempts

GAME HIGH .....	52, vs NKU (12/21/95)
SEASON HIGH .....	52, at Wayne State (11/16/90)
SEASON HIGH .....	821 (1991-92)
GAME LOW.....	2, Ashland (2/20/88)
SEASON LOW .....	382 (1982-83)

### Free Throw Percentage (min. 10 made/20 att.)

GAME HIGH .....	1.000 (24-of-24), vs Indiana (11/12/13)
SEASON HIGH .....	.794 (409-515), (2012-13)
GAME LOW.....	.433 (13-of-30), Kentucky (11/21/03)
SEASON LOW .....	.483 (224-464), (1978-79)

### Rebounds

GAME HIGH .....	65, vs Shippensburg (11/19/95)
SEASON HIGH .....	1,244 (1991-92)
GAME LOW.....	18, IUPUI (3/2/13)
SEASON LOW .....	132 (1978-79)

### Assists

GAME HIGH .....	31, at Southern Indiana (2/7/91)
SEASON HIGH .....	551 (1994-95)
GAME LOW.....	1, Wichita State (11/8/13)
SEASON LOW .....	1, Hampton (11/29/86)
SEASON LOW .....	125 (1980-81)

### Blocks

GAME HIGH .....	11, vs Indiana Tech (11/23/10)
SEASON HIGH .....	11, vs Kalamazoo (12/2/05)
SEASON HIGH .....	11, vs Goshen (12/16/18)
SEASON HIGH .....	119 (2009-10)
GAME LOW.....	0, Several times
SEASON LOW .....	18 (1986-87)

### Steals

GAME HIGH .....	25, vs Kalamazoo (12/2/05)
SEASON HIGH .....	315 (1990-91)
GAME LOW.....	0, St. Bonaventure (12/2/08)
SEASON LOW .....	0, UMBC (12/20/05)
SEASON LOW .....	188 (2008-09)

### Turnovers

GAME HIGH .....	40, Hampton (12/4/87)
SEASON HIGH .....	655 (1989-99)
GAME LOW.....	5, North Dakota State (1/5/09)
SEASON LOW .....	184 (1980-81)



## PURDUE FORT WAYNE INDIVIDUAL QUARTER HIGHS

Points	11 (2x)	MR - De'Jour Young, 1st, vs Goshen (12/16/18)
FG Made	5	De'Jour Young, 1st, vs Goshen (12/16/18)
FG Att.	6 (3x)	MR - Kierstyn Repp, 4th, vs Valparaiso (12/19/18)
3-Pt FG Made	2	Many times
3-P FG Att.	5	Kierstyn Repp, 4th, vs Valparaiso (12/19/18)
FT Made	4 (4x)	MR - Jaelencia Williams, 3rd, vs Eastern Michigan (12/8/18)
FT Att.	6	Jaelencia Williams, 1st, at Evansville (11/20/18)
Rebounds	6 (2x)	MR - De'Jour Young, 4th, vs Taylor (11/12/18)
Offensive Rebounds	3	Sh'Toya Sanders, 3rd, at Western Michigan (11/8/18)
Defensive Rebounds	5 (2x)	MR - De'Jour Young, 3rd, vs Valparaiso (12/19/18)
Fouls	3 (6x)	MR - Camara Douglas, 4th, vs Goshen (12/16/18)
Assists	4	Anna Lappenkuper, 1st, vs Goshen (12/16/18)
Blocked Shots	3	Jaelencia Williams, 1st, vs Goshen (12/16/18)
Steals	3 (2x)	MR - Sierra Bell, 4th, vs IU Kokomo (11/6/18)

## PURDUE FORT WAYNE TEAM QUARTER HIGHS

Points	26	1st, vs Goshen (12/16/18)
1st Quarter Points	26	vs Goshen (12/16/18)
2nd Quarter Points	24	vs IU Kokomo (11/6/18)
3rd Quarter Points	24	vs Taylor (11/12/18)
4th Quarter Points	23 (2x)	MR - vs Taylor (11/12/18)
Fewest Points (Non-OT)	3	1st, at Milwaukee (12/1/18)
FG Made	11	2nd, vs IU Kokomo (11/6/18)
FG Att.	18 (3x)	MR - 3rd, vs Goshen (12/16/18)
Highest FG Pct.	.733 (11-15)	2nd, vs IU Kokomo (11/6/18)
Lowest FG Pct.	.000 (0-12)	1st, at Milwaukee (12/1/18)
3-Pt FG Made	4 (2x)	MR - 2nd, at Milwaukee (12/1/18)
3-Pt FG Att.	10	2nd, vs Taylor (11/12/18)
3-Pt FG Pct. (2 made)	.800 (4-5)	2nd, at Milwaukee (12/1/18)
FT Made	10	4th, vs Eastern Michigan (12/8/18)
FT Att.	14	4th, vs Eastern Michigan (12/8/18)
FT Pct (6 made)	1.000 (7-7)	3rd, vs Eastern Michigan (12/8/18)
Rebounds	15	3rd, vs Goshen (12/16/18)
Offensive Rebounds	7	4th, at Milwaukee (12/1/18)
Defensive Rebounds	11	3rd, vs Goshen (12/16/18)
Fouls	10	4th, vs SIUE (11/24/18)
Assists	6 (3x)	MR - 1st, vs Goshen (12/16/18)
Turnovers	13	1st, at Eastern Illinois (11/15/18)
Blocked Shots	5	1st, vs Goshen (12/16/18)
Steals	7	4th, vs IU Kokomo (11/6/18)

## OPPONENT INDIVIDUAL QUARTER HIGHS

Points	16	Janae Gonzales, 1st, at Loyola-Chicago (11/29/18)
FG Made	5 (2x)	MR - Janae Gonzales, 1st, at Loyola-Chicago (11/29/18)
FG Att.	7 (3x)	MR - Courtnee Lewis, 1st, vs Eastern Michigan (12/8/18)
3-Pt FG Made	4	Janae Gonzales, 1st, at Loyola-Chicago (11/29/18)
3-P FG Att.	5	Courtnee Lewis, 1st, vs Eastern Michigan (12/8/18)
FT Made	4 (5x)	MR - Keyaira Murff, 1st, vs Goshen (12/16/18)
FT Att.	4	Many times
Rebounds	5 (3x)	MR - Abby O'Connor, 2nd, at Loyola-Chicago (11/29/18)
Offensive Rebounds	3 (3x)	MR - Taniece Chapman, 2nd, vs Goshen (12/16/18)
Defensive Rebounds	5	Abby O'Connor, 2nd, at Loyola-Chicago (11/29/18)
Fouls	3	Lizzie Odegard, 4th, at Milwaukee (12/1/18)
Assists	5	Kayana Traylor, 2nd, at Purdue (11/18/18)
Blocked Shots	3 (2x)	MR - Ryaen Johnson, 4th, at Milwaukee (12/1/18)
Steals	3	Addison Stoller, 2nd, vs Valparaiso (12/19/18)

## OPPONENT TEAM QUARTER HIGHS

Points	29	4th, at Loyola-Chicago (11/29/18)
1st Quarter Points	25	at Eastern Illinois (11/15/18)
2nd Quarter Points	24	at Western Michigan (11/8/18)
3rd Quarter Points	24	vs Eastern Michigan (12/8/18)
4th Quarter Points	29	at Loyola-Chicago (11/29/18)
Fewest Points (Non-OT)	6	4th, at Eastern Illinois (11/15/18)
FG Made	10 (6x)	MR - 1st, at Milwaukee (12/1/18)
FG Att.	23	2nd, at Eastern Illinois (11/15/18)
Highest FG Pct.	.857 (6-7)	4th, at Milwaukee (12/1/18)
Lowest FG Pct.	.125 (2-16)	1st, vs Goshen (12/16/18)
3-Pt FG Made	5	3rd, vs Eastern Michigan (12/8/18)
3-Pt FG Att.	10	3rd, at Western Michigan (11/8/18)
3-Pt FG Pct. (2 made)	.833 (5-6)	3rd, vs Eastern Michigan (12/8/18)
FT Made	11	4th, vs SIUE (11/24/18)
FT Att.	16	4th, vs SIUE (11/24/18)
FT Pct (6 made)	1.000 (9-9)	4th, vs Eastern Michigan (12/8/18)
Rebounds	15	3rd, at Milwaukee (12/1/18)
Offensive Rebounds	8	1st, vs Goshen (12/16/18)
Defensive Rebounds	11	3rd, at Milwaukee (12/1/18)
Fouls	8	4th, at Evansville (11/20/18)
Assists	9	2nd, at Purdue (11/18/18)
Turnovers	8 (2x)	MR - 4th, at Milwaukee (12/1/18)
Blocked Shots	4	4th, at Loyola-Chicago (11/29/18)
Steals	5 (2x)	MR - 1st, at Eastern Illinois (11/15/18)

## PURDUE FORT WAYNE INDIVIDUAL RECORDS

<b>Points</b>	
GAME.....	43, Lindy Jones at St. Joseph's (1/27/96)
.....	43, Amanda Hyde at Southern Illinois (11/29/12)
SEASON.....	752, Lisa Miller (1991-92)
CAREER.....	2358, Lisa Miller (1988-92)

### Scoring Average

SEASON.....	26.0, Lindy Jones (1995-96)
CAREER.....	21.2, Lisa Miller (1988-92)

### Field Goals Made

GAME.....	18, Lindy Jones at St. Joseph's (1/27/96)
SEASON.....	243, Lisa Miller (1991-92)
CAREER.....	808, Lisa Miller (1988-92)

### Field Goals Attempted

GAME.....	30, Lindy Jones at St. Joseph's (1/27/96)
SEASON.....	537, Johnna Lewis-Carlisle (2007-08)
CAREER.....	1658, Johnna Lewis-Carlisle (2004-08)

### Field Goal Percentage (min. 10 att.)

GAME.....	.909 (10-of-11), Stephanie Rosado at Centenary (12/31/10)
SEASON..	.578 (170-294), Rhonda Unverferth (1984-85)
CAREER.....	.561 (216-385), Amy Neuhouser (1988-90)

### 3-Point Field Goals Made

GAME.....	9, Jamie Holderman vs SIUE (2/1/01)
.....	9, Jamie Holderman at Bellarmine (1/13/00)
SEASON.....	96, Anne Boese (2009-10)
CAREER.....	301, Anne Boese (2008-12)

### 3-Point Field Goals Attempted

GAME.....	17, Anne Boese at Oral Roberts (12/29/10)
.....	17, Jordan Zuppe vs Toledo (11/29/08)
.....	17, Jamie Holderman at Missouri-St. Louis (2/15/01)
SEASON.....	96, Anne Boese, (2009-10)
CAREER.....	768, Anne Boese, (2008-12)

### 3-Point Field Goal Percentage (min. 5 att.)

GAME.....	1.000 (6-of-6), Hilary O'Connell vs UMBC (12/20/05)
SEASON.....	.461 (41-89), Trish Fleming (2000-01)
CAREER.....	.413 (229-555), Haley Seibert (2011-15)

### Free Throws Made

GAME....	22, Ashley Johnson vs North Dakota State (2/26/06)
SEASON.....	266, Lisa Miller, (1991-92)
CAREER.....	741, Lisa Miller, (1988-92)

### Free Throw Attempts

GAME.....	24, Lisa Miller at Wayne State (11/16/90)
SEASON.....	336, Lisa Miller, (1991-92)
CAREER.....	922, Lisa Miller, (1988-92)

### Free Throw Percentage (min. 9 att.)

GAME...	1.000 (14-of-14) Haley Seibert vs NKU (12/6/14)
.....	1.000 (14-of-14) Amanda Hyde vs Indiana (11/12/13)
.....	1.000 (14-of-14) Amanda Hyde vs Purdue (12/6/12)
.....	1.000 (14-of-14) Lisa Miller vs St. Joseph's (1/2/92)
.....	1.000 (14-of-14) Lisa Miller vs Tri-State (12/3/88)
SEASON.....	.914 (127-139), Haley Seibert (2014-15)
CAREER.....	.868 (315-363), Haley Seibert (2011-15)

### Rebounds

GAME.....	23, Vereba Bibbs vs UALR (11/28/03)
SEASON.....	280, Pam Edwards, (1991-92)
CAREER.....	937, Lisa Miller, (1988-92)

### Rebound Average

SEASON.....	10.9, Ann McCleneghen (1979-80)
CAREER.....	8.4, Lisa Miller (1988-92)

### Assists

GAME....	15, Wendy Recker vs Southern Indiana (1/28/95)
SEASON.....	197, Wendy Recker, (1994-95)
CAREER.....	419, Wendy Recker, (1993-96)

### Assists Average

SEASON.....	7.3, Wendy Recker (1994-95)
CAREER.....	5.1, Wendy Recker (1993-96)

### Blocks

GAME.....	8, Stephanie Rosado Indiana Tech (11/23/10)
SEASON.....	47, Stephanie Rosado, (2010-11)
CAREER.....	130, Jennie Newhard, (1992-96)

### Blocks Average

SEASON.....	1.6, Jennie Newhard (1993-94)
.....	1.6, Shalauna McMillan (1996-97)
CAREER.....	1.3, Jennie Newhard (1992-96)

### Steals

GAME..	10, Kayla Drake at South Dakota State (1/22/11)
SEASON.....	80, Sue Hendricks, (1980-81)
CAREER.....	249, Lindy Jones, (1992-96)

### Steals Average

SEASON.....	3.5, Sue Hendricks (1980-81)
CAREER.....	2.8, Laure Renninger (1982-84)

### Games Played

SEASON.....	31, Amanda Hyde (2010-11)
.....	31, Stephanie Rosado (2010-11)
.....	31, Erin Murphy (2010-11)
.....	31, Anne Boese (2010-11)
.....	31, Jordan Zuppe (2010-11)
CAREER.....	121, Jordan Zuppe (2007-11)

### Games Started

SEASON.....	31, Anne Boese (2010-11)
.....	31, Stephanie Rosado (2010-11)
.....	31, Jordan Zuppe (2010-11)
CAREER.....	118, Jordan Zuppe (2007-11)



THE LAST TIME PURDUE FORT WAYNE...  
IN THE RANKINGS

Was Ranked .....	No. 18, 3/7/1996
Played a Ranked (AP) Team .....	at No. 23 Michigan, 12/16/2017 (L, 77-45)
Defeated a Ranked (AP) Team .....	at No. 21 Michigan State, 12/1/2013 (W, 81-76)

CONSECUTIVE GAME STREAKS

Won 5+ Consecutive Games .....	Dec. 31, 2010 - Jan. 24, 2011 (6 straight)
Won 10+ Consecutive Games .....	Nov. 18, 1995 - Jan. 13, 1996 (14 straight)
Lost 5+ Consecutive Games .....	Jan. 13, 2018 - Mar. 3, 2018 (11 straight)
Lost 10+ Consecutive Games .....	Jan. 13, 2018- Mar. 3, 2018 (11 straight)

SCORING

Scored 20-24 points .....	Kierstyn Repp (20), vs. Goshen, 12/16/2018
Scored 25-29 points .....	Josie Fisher (28), at Western Illinois, 2/4/2016
Scored 30-39 points .....	Kamilah Carter (30), vs. North Dakota State, 2/27/2016
Scored ≥ 40 points .....	Amanda Hyde (41), at SIUE, 11/26/2013
Freshman Scored 25+ points .....	Josie Fisher (28), at Western Illinois, 2/4/2016
Came off the bench to score 20 .....	Kierstyn Repp (23), at North Dakota State, 1/20/2018
Consecutive 25 point games .....	Amanda Hyde, (28), vs. Denver, 3/9/2014; (25), at UIC, 3/19/2014
Hit game-winning shot under :30 .....	Anna Lappenküper (FG/0:00.0) vs. Quincy, 11/25/2017
Four-point play .....	Courtney Ogle, 2-18, 2nd quarter, at IUPUI, 2/21/2016
Two players scored 20 points .....	Josie Fisher (28) and Kamilah Carter (22), at Western Illinois, 2/4/2016
Three players scored 20 points .....	vs. Omaha, 3/1/2014
.....	Haley Seibert (23), Ariana Simmons (22), Amanda Hyde (20)
None in double figures .....	at Western Michigan, 12/6/2016
One in double figures .....	Sh'Toya Sanders (12), vs. SIUE, 11/24/2018
Two in double figures .....	Kiertyn Repp (12) and De'Jour Young (10), at Milwaukee, 12/1/2018
Three in double figures .....	vs. South Dakota State, 2/24/2018
.....	Jaelencia Williams (14), Kierstyn Repp (13) and Peyton Fallis (10)

Four in double figures .....	vs. Valparaiso, 12/19/2018
.....	Jaelencia Williams (15), Kierstyn Repp (13), De'Jour Young (13) and Anna Lappenküper (12)
Five in double figures .....	vs. IU Kokomo, 11/6/2018De'Jour Young (22),
.....	Sierra Bell (15), Sh'Toya Sanders (13), Kierstyn Repp (13) and Jaelencia Williams (10)

Six in double figures .....	vs. Loyola-Chicago, 11/12/2017; Hannah Albrecht (16), De'Jour Young (12), KeShyra McCarver (12), Kierstyn Repp (12), Anna Lappenküper (12) and Jaelencia Williams (11)
Scored ≥ 25 points/quarter .....	26, 1st quarter, vs. Goshen, 12/16/2018
Scored ≥ 50 points/half .....	50, 2nd half, vs. Eastern Illinois, 12/8/2017
Scored ≥ 100 points .....	101, vs. Indiana Tech, 12/11/2013
Scored ≥ 100 points/road game .....	112, at Indiana-South Bend, 1/9/2002
Scored ≥ 100 points/neutral site .....	106, vs. Western Illinois, 3/10/2013 (@ Souix Falls, S.D.)
Scored < 10 points/quarter .....	9, 3rd quarter, at Milwaukee, 12/1/2018
Scored ≤ 20 points/half .....	20, 1st half, vs. SIUE, 11/24/2018
Scored ≤ 30 points/half .....	22, 1st half, at Milwaukee, 12/1/2018
Scored < 50 points/game .....	48, at Milwaukee, 12/1/2018
Overcame 10-point deficit to win .....	10, vs. North Dakota State, 31-21 (4:48, 2nd), 2/11/2017
Overcame 15-point deficit to win .....	17, at IUPUI, 40-23 (19:17, 2nd), 12/23/2004
Won by 40 or more points .....	52, vs. Grace, 91-39, 11/16/15

FIELD GOAL SHOOTING

Shot ≥ 60%/quarter .....	714 (9-of-18), 2nd quarter, vs. Goshen, 12/16/2018
Shot ≥ 70%/quarter .....	714 (9-of-18), 2nd quarter, vs. Goshen, 12/16/2018
Shot ≥ 60%/half .....	667 (20-of-30), 1st half, vs. Goshen, 12/16/2018
Shot ≥ 70%/half .....	727 (16-of-22), 2nd half, vs. Eastern Illinois, 12/8/2017
Shot ≥ 60%/game .....	708 (34-of-48), vs. Eastern Illinois, 12/8/2017
Shot ≥ 70%/game .....	708 (34-of-48), vs. Eastern Illinois, 12/8/2017
Shot ≤ 20%/quarter .....	200 (3-of-15), 3rd quarter, at Milwaukee, 12/1/2018
Shot ≤ 20%/half .....	185 (5-of-27), 1st half, at Western Michigan, 12/6/2016
Shot ≤ 30%/quarter .....	294 (5-of-17), 4th quarter, at Milwaukee, 12/1/2018
Shot ≤ 30%/half .....	250 (8-of-32), 2nd half, at Milwaukee, 12/1/2018
Shot ≤ 30%/game .....	241 (13-of-54), at Milwaukee, 12/1/2018
Shot ≤ 30%/game and won .....	288 (15-of-52), vs. Oral Roberts, 2/17/2016
Shot ≥ 50%/game and lost .....	532 (25-of-47), at South Dakota State, 2/8/2015

THREE-POINTERS

Made 6 .....	Kierstyn Repp (6), at Coastal Carolina, 12/4/2017
Made 7 .....	Kierstyn Repp (7), at North Dakota State, 1/20/2018
Made 8 .....	Anne Boese (8), vs. Butler, 11/20/2011
Made 9 .....	Jamie Holderman (9), vs. SIU-Edwardsville, 2/1/2001
Attempted ≥ 10 .....	Kierstyn Repp (10), vs. Valparaiso, 12/19/2018
Attempted ≥ 15 .....	Anne Boese (17), at Oral Roberts, 12/29/2010
Purdue Fort Wayne Made ≥ 15 .....	16, at Chicago State, 12/4/2014
Purdue Fort Wayne Did not make a three-pointer .....	at Western Michigan, 12/6/2016
Purdue Fort Wayne Attempted ≥ 30 .....	30, at North Dakota State, 1/20/2018
Purdue Fort Wayne Attempted ≥ 44 .....	48, vs. Bowling Green, 11/19/2004
Purdue Fort Wayne Shot 60% (min. 10 att.) .....	.600 (6-of-10), vs. Defiance, 11/12/2016

FREE THROWS

Made 10-of-10 or better .....	10-10, Josie Fisher, vs. North Dakota State, 2/27/2016
Purdue Fort Wayne Shot 90% (min. 10 att.) .....	.905 (19-of-21), vs. Omaha, 1/9/2018
Purdue Fort Wayne Shot ≤ 50% .....	500 (10-of-20), vs. Valparaiso, 12/19/2018
Purdue Fort Wayne Made ≥ 40 .....	40 (attempted 48) vs. Southern Indiana, 2/6/1992
Purdue Fort Wayne Made ≤ 5 FTs .....	4 (attempted 8), at Loyola-Chicago, 11/29/2018
Purdue Fort Wayne Attempted ≥ 50 FTs .....	52 (made 42), vs. Northern Kentucky, 12/21/1995
Purdue Fort Wayne Attempted ≤ 5 FTs .....	5 (made 4), vs. Western Illinois, 12/28/2016

MINUTES PLAYED

Played every minute .....	40, Kierstyn Repp, vs. Eastern Michigan, 12/8/2018
Two or more played every minute .....	at Loyola-Chicago, 11/29/2018
.....	40, Hannah Albrecht and De'Jour Young

REBOUNDS

Had ≥ 10 rebounds .....	De'Jour Young (14), vs. Valparaiso, 12/19/2018
Two Players Had ≥ 10 rebounds .....	vs. USC Upstate, 11/21/2015
.....	Courtney Ogle (10) and De'Jour Young (10)
Three Players Had ≥ 10 rebounds .....	at Saint Joseph's (IN), 2/9/1999
.....	Angie Womack (12), Katie Bruening (12), and Laura Douglas (10)
Had ≥ 15 rebounds .....	Keanna Gary (16), at Denver, 1/9/2016
Had ≥ 20 rebounds .....	Verea Bibbs (23), vs. UALR, 11/28/2003
Had 10 rebounds in consecutive games .....	Keanna Gary
.....	(16), at Denver, 1/9/2016 and (11) vs. South Dakota State, 1/13/2016
Had 10 rebounds in three consecutive games .....	Keanna Gary
.....	(16) vs. Western Illinois, 1/7/2016; (16), at Denver, 1/9/2016; and (11) vs. South Dakota State, 1/13/2016
Had 10 rebounds in four consecutive games .....	Keanna Gary
.....	(10), vs. IUPUI, 1/1/2016; (16), vs. Western Illinois, 1/7/2016;
.....	(16), at Denver, 1/9/2016; and (11) vs. South Dakota State, 1/13/2016
Had 10 rebounds in five consecutive games .....	Lisa Miller
.....	(13) at Kentucky Wesleyan, 2/18/1989; (10) vs. Northern Kentucky, 2/23/1989;
.....	(13) vs. Ashland, 2/25/1989; (16) vs. Wayne State, 2/28/1989; and (12) vs. Taylor, 11/17/1989
Purdue Fort Wayne had ≥ 50 rebounds .....	52, vs. Detroit , 12/2/2014
Purdue Fort Wayne had ≥ 60 rebounds .....	65, vs. Shippensburg, 11/19/1995

DOUBLE-DOUBLES

Last Player .....	De'Jour Young (13 pts/14 rbs), vs. Valparaiso, 12/19/2018
Freshman .....	KeShyra McCarver (22 pts/14 rbs), at Illinois, 11/14/2014
Points & Assists .....	De'Jour Young (13 pts/14 rbs), vs. Valparaiso, 12/19/2018
Points & Assists .....	Maggie Bruening (12 pts/10 ast), vs. Morehead State, 1/5/2004
Points & Steals .....	Kayla Drake (27 pts/10 stl), at South Dakota State, 1/22/2011
Rebounds & Assists .....	Lindsay Wertz (10 rbs/10 ast), at Quincy, 2/17/2001
Double-double in consecutive games .....	Keanna Gary
.....	(10 pts/10 rbs), vs. IUPUI, 1/1/2016; (10 pts/16 rbs), vs. Western Illinois, 1/7/2016
Double-double in three consecutive games .....	Stephanie Rosado
.....	(14 pts/10 rbs), vs. Akron, 11/15/2010; (22 pts/12 rbs), at Youngstown State, 11/20/2010;
.....	(31 pts/13 rbs), vs. Indiana Tech, 11/23/2010
Double-double in four consecutive games .....	Sarah Turner
.....	(16 pts/11 rbs), vs. Ashland, 1/4/1988; (22 pts/13 rbs), vs. Lewis, 1/9/1988;
.....	(15 pts/10 rbs), vs. Huntington 1/16/1988; (17 pts/10 rbs), vs. Kentucky Wesleyan, 1/21/1988
Two players had double-doubles .....	at North Dakota State, 1/9/2014
.....	Amanda Hyde (35 pts/10 rbs) and Stefanie Mauk (12 pts/10 rbs)
Three players had double-doubles .....	vs. Taylor, 11/17/1989 (@ Huntington, Ind.)
.....	Lisa Miller (20 pts/12 rbs), Robin Scott (14 pts/10 rbs), and Pam Edwards (11 pts/11 rbs)
30 points and 10 rebounds .....	Amanda Hyde (35 pts/10 rbs), at North Dakota State, 1/9/2014
20 points and 15 rebounds .....	Stefanie Mauk (20 pts/15 rbs), vs. Rochester, 12/22/2012
30 points and 15 rebounds .....	Pam Edwards (31 pts/18 rbs), vs. Ashland, 1/25/1992

ASSISTS

Had ≥ 8 assists .....	Rachel Rinehart (8), vs. Western Illinois, 1/2/2015
Had ≥ 9 assists .....	Amanda Hyde (9), at Detroit, 12/21/2013
Had ≥ 10 assists .....	Jordan Zuppe (11), vs. Oral Roberts, 1/29/2011
Had ≥ 15 assists .....	Wendy Recker (15), vs. Southern Indiana, 1/28/1995
Had 10 assists in consecutive games .....	Maggie Bruening
.....	(10), vs. Morehead State, 1/5/2004; (10), vs. Air Force, 1/7/2004
Purdue Fort Wayne had 20-24 assists .....	20, vs. Kent State, 11/19/2015
Purdue Fort Wayne had 25-29 assists .....	28, vs. Kalamazoo, 12/2/2005
Purdue Fort Wayne had ≥ 30 assists .....	31, vs. Southern Indiana, 2/7/1991
Purdue Fort Wayne had ≤ 5 assists .....	5, vs. South Dakota State, 2/24/2018

BLOCKED SHOTS

Blocked 5-6 shots .....	Jaelencvia Williams (5), vs. Goshen, 12/16/2018
Blocked ≥ 7 shots .....	Stephanie Rosado (8), vs. Indiana Tech, 11/23/2010
Fort Wayne blocked ≥ 10 shots .....	11, vs. Goshen, 12/16/2018

STEALS

Had 5 steals .....	Rachel Rinehart vs. Western Illinois, 12/28/2016
Had 6 steals .....	Rachel Rinehart vs. Oral Roberts, 1/21/2017
Had 7 steals .....	Haley Seibert at North Dakota State, 1/17/2015
Had ≥ 8 steals .....	Sierra Bell (8), vs. IU Kokomo, 11/6/2018
Two Players Had ≥ 5 steals .....	at Milwaukee, 12/28/2015
.....	Rachel Rinehart (6) and Josie Fisher (5)
Had 5 steals in consecutive games .....	Kayla Drake
.....	(10), at South Dakota State, 1/22/2011; (6), at North Dakota State, 1/24/2011
Purdue Fort Wayne had ≥ 20 steals .....	21, at Milwaukee, 12/28/2015

TURNOVERS

Committed ≥ 20 turnovers .....	26, at Eastern Illinois, 11/15/2018
Committed ≥ 25 turnovers .....	26, at Eastern Illinois, 11/15/2018
Committed ≤ 5 turnovers .....	5, at Western Illinois, 2/4/2016
Committed < 10 turnovers .....	9, at Denver, 2/4/2017

OVERTIME

Played an OT game .....	at Coastal Carolina (L, 64-58), 12/4/2017
Played multiple overtimes .....	at North Dakota State (W, 98-89, 2ot), 1/9/2014
Won an OT game .....	at North Dakota State (W, 98-89, 2ot), 1/9/2014
Won in multiple overtimes .....	at North Dakota State (W, 98-89, 2ot), 1/9/2014
Won an OT game at home .....	vs. UMKC (W, 82-76), 12/3/2011
Won an OT game at neutral site .....	vs. Western Illinois (W, 106-101, 2ot), 3/10/2013
Won an OT game on the road .....	at North Dakota State (W, 98-89, 2ot), 1/9/2014
Lost an OT game .....	at Coastal Carolina (L, 64-58), 12/4/2017
Lost in multiple overtimes .....	at Hampton (L, 78-77, 2ot), 12/19/2010
Lost an OT game at home .....	vs. Detroit (L, 81-74), 12/2/2014
Lost an OT game on the road .....	at Coastal Carolina (L, 64-58), 12/4/2017





00

JAELENCIA WILLIAMS

Sophomore | 6-2

Indianapolis, Ind.

Southport

CENTER

## CAREER NOTES

- Majoring in Visual Communication Design

## PRIOR TO FORT WAYNE

- Led her team in scoring with 15.7 points, 9.3 rebounds and 1.9 blocks per game
- Was an All-Conference Indiana First-Team selection
- Named to the Indiana Basketball Coaches Association Large School All-State Team

SEASON HIGH	CATEGORY	CAREER HIGH
30, vs. Eastern Michigan, 12/8/2018	Minutes	30, vs. Eastern Michigan, 12/8/2018
21, vs. Eastern Michigan, 12/8/2018	Points	21, vs. Eastern Michigan, 12/8/2018
9, vs. Goshen, 12/16/2018	Rebounds	10, at Illinois, 11/10/2017
3, at Milwaukee, 12/1/2018	Assists	3, two times
1, three times	Steals	2, at Belmont, 12/16/2017
5, vs. Goshen, 12/16/2018	Blocks	5, vs. Goshen, 12/16/2018
6, two times	FG Made	7, vs. South Dakota, 3/3/2018
12, vs. Eastern Michigan, 12/8/2018	FG Attempts	14, vs. Loyola-Chicago, 11/12/2017
—	3-PT Made	1, two times
—	3-PT Attempts	1, three times
9, vs. Eastern Michigan, 12/8/2018	FT Made	9, vs. Eastern Michigan, 12/8/2018
12, vs. Eastern Michigan, 12/8/2018	FT Attempts	12, vs. Eastern Michigan, 12/8/2018

## ABOUT INDIANAPOLIS, INDIANA

- Is the capital and largest city of the state of Indiana, founded in 1821
- Home of the NFL's Indianapolis Colts and NBA's Indiana Pacers
- The long list of notable people from greater Indianapolis include: Jane Pauley, Brendan Fraser, Steve McQueen, Gordon Hayward, Oscar Robertson, John Wooden and David Letterman

## ABOUT SOUTHPORT HIGH SCHOOL

- Nickname is the Cardinals
- Notable alumni include former ABA and Naismith Memorial Basketball Hall of Famer Louie Dampier, former MLB player Chuck Klein, soap opera star Terry Lester, and current outfielder for the Philadelphia Phillies Cameron Perkins

## SEASON STATS

Opponent	Date	gs	min	Total fg-fga	pct	3-Pointers 3fg-fga	pct	Free throws ft-fta	pct	Rebounds off	def	tot	avg	pf	a	t/o	blk	stl	pts	avg
IU KOKOMO	11/06/18	15		5-8	.625	0-0	.000	0-3	.000	1	3	4	4.0	1	0	2	1	0	10	10.0
at Western Michigan	11/08/18	12		3-8	.375	0-0	.000	3-4	.750	2	1	3	3.5	2	0	2	0	1	9	9.5
TAYLOR (IN)	11/12/18	23		5-5	1.000	0-0	.000	2-4	.500	4	1	5	4.0	2	0	1	3	0	12	10.3
at Eastern Illinois	11/15/18	16		3-4	.750	0-0	.000	1-3	.333	1	6	7	4.8	2	0	3	2	0	7	9.5
at Purdue	11/18/18	*	20	2-4	.500	0-0	.000	1-6	.167	0	2	2	4.2	4	0	2	1	0	5	8.6
at Evansville	11/20/18	16		2-4	.500	0-0	.000	3-8	.375	2	1	3	4.0	1	0	1	1	0	7	8.3
SIUE	11/24/18	15		2-3	.667	0-0	.000	4-5	.800	0	1	1	3.6	3	0	0	1	0	8	8.3
at Loyola-Chicago	11/29/18	*	9	2-4	.500	0-0	.000	0-0	.000	0	2	2	3.4	2	0	2	0	0	4	7.8
at Milwaukee	12/01/18	28		2-10	.200	0-0	.000	4-8	.500	4	4	8	3.9	4	3	4	2	1	8	7.8
EASTERN MICHIGAN	12/08/18	*	30	6-12	.500	0-0	.000	9-12	.750	3	3	6	4.1	3	1	1	0	0	21	9.1
GOSHEN	12/16/18	*	24	5-8	.625	0-0	.000	3-4	.750	3	6	9	4.5	3	1	7	5	0	13	9.5
VALPARAISO	12/19/18	*	26	6-6	1.000	0-0	.000	3-7	.429	7	1	8	4.8	4	0	1	0	1	15	9.9
Totals		5	234	43-76	.566	0-0	.000	33-64	.516	27	31	58	4.8	31	5	26	16	3	119	9.9

Games played: 12  
Minutes/game: 19.5  
Points/game: 9.9  
FG Pct: 56.6  
FT Pct: 51.6

Rebounds/game: 4.8  
Assists/game: 0.4  
Turnovers/game: 2.2  
Assist/turnover ratio: 0.2  
Steals/game: 0.3  
Blocks/game: 1.3

## CAREER STATS

Season	gp-gs	min/avg	Total fg-fga	pct	3-Point fg-fga	pct	F-Throws ft-fta	pct	Rebounds off	def	tot	avg	pf	fo	ast	to	blk	stl	Scoring pts	avg
2017-18	28-15	518/18.5	91-190	.479	2-3	.667	45-66	.682	60	77	137	4.9	48	0	10	44	26	7	229	8.2
2018-19	12-5	234/19.5	43-76	.566	0-0	.000	33-64	.516	27	31	58	4.8	31	0	5	26	16	3	119	9.9
TOTAL	40-20	752/18.8	134-266	.504	2-3	.667	78-130	.600	87	108	195	4.9	79	0	15	70	42	10	348	8.7





3

SIERRA BELL

Junior | 5-7

Danville, Ill.

Schlarman Academy

Northeast Community College

GUARD

SEASON HIGH	CATEGORY	CAREER HIGH
22, vs. IU Kokomo, 11/6/2018	Minutes	22, vs. IU Kokomo, 11/6/2018
15, vs. IU Kokomo, 11/6/2018	Points	15, vs. IU Kokomo, 11/6/2018
8, vs. IU Kokomo, 11/6/2018	Rebounds	8, vs. IU Kokomo, 11/6/2018
5, vs. IU Kokomo, 11/6/2018	Assists	5, vs. IU Kokomo, 11/6/2018
8, vs. IU Kokomo, 11/6/2018	Steals	8, vs. IU Kokomo, 11/6/2018
1, two times	Blocks	1, two times
5, vs. IU Kokomo, 11/6/2018	FG Made	5, vs. IU Kokomo, 11/6/2018
10, at Western Michigan, 11/8/2018	FG Attempts	10, at Western Michigan, 11/8/2018
2, at Eastern Illinois, 11/15/2018	3-PT Made	2, at Eastern Illinois, 11/15/2018
3, two times	3-PT Attempts	3, two times
4, two times	FT Made	4, two times
5, vs. SIUE, 11/24/2018	FT Attempts	5, vs. SIUE, 11/24/2018

## CAREER NOTES

- Transferred in for the 2018-19 season
- Majoring in Criminal Justice

## PRIOR TO FORT WAYNE

- Played at Northeast Community College in Norfolk, Nebraska for two seasons
- In 2017-18, led the team in assists (3.3 per game) and steals (1.9 per game). Averaged 10.7 points per game
- Named to the Iowa Community College Athletic Conference's (ICCAC) 2017-18 Division I All-Region First Team

## ABOUT DANVILLE, ILLINOIS

- Founded in 1827 | Population of 33,027
- Notable people from Danville include: Gene Hackman, Dick Van Dyke, Jerry Van Dyke, Robin Yount and Irving Azoff

## ABOUT SCHLARMAN ACADEMY

- Nickname is the Hilltoppers
- Notable alumni include former NFL player Zeke Bratkowski

## SEASON STATS

Opponent	Date	gs	min	Total		3-Pointers		Free throws		Rebounds				pf	a	t/o	blk	stl	pts	avg
				fg-fga	pct	3fg-fga	pct	ft-fa	pct	off	def	tot	avg							
IU KOKOMO	11/06/18	22		5-8	.625	1-1	1.000	4-4	1.000	3	5	8	8.0	3	5	6	0	8	15	15.0
at Western Michigan	11/08/18	21		4-10	.400	0-2	.000	0-0	.000	0	5	5	6.5	3	3	1	0	2	8	11.5
TAYLOR (IN)	11/12/18	13		1-8	.125	0-3	.000	2-2	1.000	0	2	2	5.0	4	2	1	0	1	4	9.0
at Eastern Illinois	11/15/18	13		3-5	.600	2-3	.667	0-0	.000	1	1	2	4.3	2	1	2	0	0	8	8.8
at Purdue	11/18/18	13		0-3	.000	0-1	.000	1-2	.500	0	0	0	3.4	2	1	1	0	0	1	7.2
at Evansville	11/20/18	6		0-0	.000	0-0	.000	0-0	.000	0	2	2	3.2	0	0	1	1	0	0	6.0
SIUE	11/24/18	16		2-5	.400	0-1	.000	4-5	.800	1	4	5	3.4	2	3	2	0	0	8	6.3
at Loyola-Chicago	11/29/18	18		3-9	.333	0-0	.000	1-3	.333	1	0	1	3.1	4	3	2	1	2	7	6.4
at Milwaukee	12/01/18	dnp		-	-	-	-	-	-	-	-	-	-	-	-	-	-	-	-	-
EASTERN MICHIGAN	12/08/18	dnp		-	-	-	-	-	-	-	-	-	-	-	-	-	-	-	-	-
GOSHEN	12/16/18	dnp		-	-	-	-	-	-	-	-	-	-	-	-	-	-	-	-	-
VALPARAISO	12/19/18	dnp		-	-	-	-	-	-	-	-	-	-	-	-	-	-	-	-	-
Totals		0	122	18-48	.375	3-11	.273	12-16	.750	6	19	25	3.1	20	18	16	2	13	51	6.4

Games played: 8  
Minutes/game: 15.3  
Points/game: 6.4  
FG Pct: 37.5  
3FG Pct: 27.3  
FT Pct: 75.0

Rebounds/game: 3.1  
Assists/game: 2.3  
Turnovers/game: 2.0  
Assist/turnover ratio: 1.1  
Steals/game: 1.6  
Blocks/game: 0.3

## CAREER STATS

Season	gp-gs	min/avg	Total		3-Point		F-Throws		Rebounds				pf	fo	ast	to	blk	stl	Scoring	
			fg-fga	pct	fg-fga	pct	ft-fa	pct	off	def	tot	avg							pts	avg
2018-19	8-0	122/15.3	18-48	.375	3-11	.273	12-16	.750	6	19	25	3.1	20	0	18	16	2	13	51	6.4
TOTAL	8-0	122/15.3	18-48	.375	3-11	.273	12-16	.750	6	19	25	3.1	20	0	18	16	2	13	51	6.4



ELLIE

**DYKSTRA**

4

Freshman | 6-1  
 Byron Center Mich.  
 Byron Center

**FORWARD**

SEASON HIGH	CATEGORY	CAREER HIGH
19, vs. Goshen, 12/16/2018	Minutes	19, vs. Goshen, 12/16/2018
6, vs. Eastern Michigan, 12/8/2018	Points	6, vs. Eastern Michigan, 12/8/2018
7, vs. IU Kokomo, 11/6/2018	Rebounds	7, vs. IU Kokomo, 11/6/2018
1, at Western Michigan, 11/8/2018	Assists	1, at Western Michigan, 11/8/2018
1, two times	Steals	1, two times
2, vs. IU Kokomo, 11/6/2018	Blocks	2, vs. IU Kokomo, 11/6/2018
3, vs. Eastern Michigan, 12/8/2018	FG Made	3, vs. Eastern Michigan, 12/8/2018
4, vs. Eastern Michigan, 12/8/2018	FG Attempts	4, vs. Eastern Michigan, 12/8/2018
—	3-PT Made	—
1, at Milwaukee, 12/1/2018	3-PT Attempts	1, at Milwaukee, 12/1/2018
1, vs. Taylor, 11/12/2018	FT Made	1, vs. Taylor, 11/12/2018
2, vs. Taylor, 11/12/2018	FT Attempts	2, vs. Taylor, 11/12/2018

## CAREER NOTES

- Majoring in Business
- Uncle Jeff played football at Western Michigan for four years, other uncle Todd played football for four seasons at Saginaw Valley State, brother Mitchell played baseball at Muskegon Community College.

## PRIOR TO FORT WAYNE

- Three-time Class A All-Ottawa-Kent Conference selection
- Three-time All-Area honoree
- Named a Basketball Coaches Association of Michigan Class A Honorable Mention her last two seasons
- Averaged 13.9 points, 6.0 rebounds, 4.4 assists and 3.2 steals her junior year.

## ABOUT BYRON CENTER, MICHIGAN

- Population of 5,822
- Located about 14 miles south-southwest of Grand Rapids.

## ABOUT BYRON CENTER HIGH SCHOOL

- Nickname is the Bulldogs

## SEASON STATS

Opponent	Date	gs	min	Total fg-fga	pct	3-Pointers 3fg-fga	pct	Free throws ft-fa	pct	Rebounds off	def	tot	avg	pf	a	t/o	blk	stl	pts	avg
IU KOKOMO	11/06/18	17	1-1	1.000	0-0	.000	0-0	.000	2	5	7	7.0	0	0	2	2	0	0	2	2.0
at Western Michigan	11/08/18	2	0-0	.000	0-0	.000	0-0	.000	0	1	1	4.0	1	1	1	0	0	0	0	1.0
TAYLOR (IN)	11/12/18	2	0-0	.000	0-0	.000	1-2	.500	1	1	2	3.3	2	0	0	0	0	0	1	1.0
at Eastern Illinois	11/15/18	1	0-0	.000	0-0	.000	0-0	.000	0	0	0	2.5	1	0	1	0	0	0	0	0.8
at Purdue	11/18/18	7	0-1	.000	0-0	.000	0-0	.000	0	0	0	2.0	0	0	0	0	0	1	0	0.6
at Evansville	11/20/18	1	0-0	.000	0-0	.000	0-0	.000	0	0	0	1.7	0	0	0	0	0	0	0	0.5
SIUE	11/24/18	dnp	-	-	-	-	-	-	-	-	-	-	-	-	-	-	-	-	-	-
at Loyola-Chicago	11/29/18	11	1-3	.333	0-0	.000	0-0	.000	0	0	0	1.4	1	0	0	0	0	0	2	0.7
at Milwaukee	12/01/18	*	5	0-1	.000	0-1	.000	0-0	.000	0	0	0	1.3	1	0	0	0	0	0	0.6
EASTERN MICHIGAN	12/08/18	10	3-4	.750	0-0	.000	0-0	.000	0	1	1	1.2	0	0	0	0	0	0	6	1.2
GOSHEN	12/16/18	19	2-2	1.000	0-0	.000	0-0	.000	1	1	2	1.3	4	0	0	0	1	1	4	1.5
VALPARAISO	12/19/18	2	1-1	1.000	0-0	.000	0-0	.000	0	0	0	1.2	2	0	0	0	0	0	2	1.5
Totals		1	77	8-13	.615	0-1	.000	1-2	.500	4	9	13	1.2	12	1	4	3	2	17	1.5

Games played: 11  
 Minutes/game: 7.0  
 Points/game: 1.5  
 FG Pct: 61.5  
 3FG Pct: 0.0  
 FT Pct: 50.0

Rebounds/game: 1.2  
 Assists/game: 0.1  
 Turnovers/game: 0.4  
 Assist/turnover ratio: 0.3  
 Steals/game: 0.2  
 Blocks/game: 0.3

## CAREER STATS

Season	gp-gs	min/avg	Total fg-fga	pct	3-Point fg-fga	pct	F-Throws ft-fa	pct	Rebounds off	def	tot	avg	pf	fo	ast	to	blk	stl	Scoring pts	avg
2018-19	11-1	77/7.0	8-13	.615	0-1	.000	1-2	.500	4	9	13	1.2	12	0	1	4	3	2	17	1.5
TOTAL	11-1	77/7.0	8-13	.615	0-1	.000	1-2	.500	4	9	13	1.2	12	0	1	4	3	2	17	1.5



5

HANNAH

HESS

R-Sophomore | 5-10

Oregon, Ohio

Clay

GUARD

SEASON HIGH	CATEGORY	CAREER HIGH
37, vs. Taylor, 11/12/2018.....	Minutes.....	37, vs. Taylor, 11/12/2018
16, vs. Taylor, 11/12/2018.....	Points.....	16, vs. Taylor, 11/12/2018
7, two times.....	Rebounds.....	7, two times
7, at Eastern Illinois, 11/15/2018.....	Assists.....	7, at Eastern Illinois, 11/15/2018
3, vs. Taylor, 11/12/2018.....	Steals.....	3, vs. Taylor, 11/12/2018
1, two times.....	Blocks.....	1, three times
6, vs. Taylor, 11/12/2018.....	FG Made.....	6, vs. Taylor, 11/12/2018
11, vs. Taylor, 11/12/2018.....	FG Attempts.....	14, vs. Western Illinois, 12/30/2017
4, vs. Taylor, 11/12/2018.....	3-PT Made.....	4, vs. Taylor, 11/12/2018
8, vs. Taylor, 11/12/2018.....	3-PT Attempts.....	10, vs. Western Illinois, 12/30/2017
3, vs. Eastern Michigan, 12/8/2018.....	FT Made.....	3, two time
3, vs. Eastern Michigan, 12/8/2018.....	FT Attempts.....	3, two times

## CAREER NOTES

- Missed the 2016-17 season due to injury, used a reshirt season
- Majoring in Biology

## PRIOR TO FORT WAYNE

- Named to the 2015-16 Division I All-Ohio First Team
- Averaged 16.0 points and 4.0 rebounds per game as a senior
- Was a two-time First Team All-Three Rivers Athletic Conference and First Team All-District selection
- Named the District 7 Player of the Year in her final season at Clay

## ABOUT OREGON, OHIO

- Population of 20,291 | Motto: "A City of Opportunity"
- Is part of the industrial suburb of Toledo, Ohio
- Home to the Sundance Drive-In, one of the last in the region

## ABOUT CLAY HIGH SCHOOL

- Nickname is the Bulldogs
- Notable alumni include NFL Offensive Guard for the Indianapolis Colts Eric Herman, and MLB player A.J. Achter and Chinese Professional Baseball League Jutsin Thomas

## SEASON STATS

Opponent	Date	gs	min	Total fg-fga	pct	3-Pointers 3fg-fga	pct	Free throws ft-fa	pct	Rebounds off	def	tot	avg	pf	a	t/o	blk	stl	pts	avg
IU KOKOMO	11/06/18	13		1-3	.333	0-1	.000	0-0	.000	0	1	1	1.0	3	1	1	0	1	2	2.0
at Western Michigan	11/08/18	22		4-7	.571	1-2	.500	0-0	.000	0	2	2	1.5	1	0	0	0	1	9	5.5
TAYLOR (IN)	11/12/18	37		6-11	.545	4-8	.500	0-0	.000	1	6	7	3.3	2	3	3	1	3	16	9.0
at Eastern Illinois	11/15/18	31		3-6	.500	2-5	.400	0-0	.000	0	2	2	3.0	2	7	2	1	0	8	8.8
at Purdue	11/18/18	*	25	3-8	.375	3-7	.429	0-0	.000	0	1	1	2.6	2	2	2	0	2	9	8.8
at Evansville	11/20/18	13		1-2	.500	0-1	.000	0-0	.000	0	3	3	2.7	0	1	0	0	1	2	7.7
SIUE	11/24/18	14		1-5	.200	1-3	.333	0-0	.000	0	3	3	2.7	2	0	2	0	0	3	7.0
at Loyola-Chicago	11/29/18	*	25	1-4	.250	1-4	.250	0-0	.000	0	1	1	2.5	2	2	1	0	0	3	6.5
at Milwaukee	12/01/18	*	29	1-5	.200	1-3	.333	2-2	1.000	1	6	7	3.0	4	2	1	0	0	5	6.3
EASTERN MICHIGAN	12/08/18	29		4-6	.667	0-1	.000	3-3	1.000	0	4	4	3.1	1	1	2	0	1	11	6.8
GOSHEN	12/16/18	16		4-7	.571	1-3	.333	0-0	.000	0	2	2	3.0	2	0	1	0	2	9	7.0
VALPARAISO	12/19/18	17		0-4	.000	0-3	.000	1-2	.500	0	2	2	2.9	3	1	2	0	0	1	6.5
Totals		3	271	29-68	.426	14-41	.341	6-7	.857	2	33	35	2.9	24	20	17	2	11	78	6.5

Games played: 12  
 Minutes/game: 22.6  
 Points/game: 6.5  
 FG Pct: 42.6  
 3FG Pct: 34.1  
 FT Pct: 85.7

Rebounds/game: 2.9  
 Assists/game: 1.7  
 Turnovers/game: 1.4  
 Assist/turnover ratio: 1.2  
 Steals/game: 0.9  
 Blocks/game: 0.2

## CAREER STATS

Season	gp-gs	min/avg	Total fg-fga	pct	3-Point fg-fga	pct	F-Throws ft-fa	pct	Rebounds off	def	tot	avg	pf	fo	ast	to	blk	stl	Scoring pts	avg
2017-18	27-2	364/13.5	34-113	.301	21-78	.269	8-9	.889	5	28	33	1.2	18	0	15	25	2	10	97	3.6
2018-19	12-3	271/22.6	29-68	.426	14-41	.341	6-7	.857	2	33	35	2.9	24	0	20	17	2	11	78	6.5
TOTAL	39-5	635/16.3	63-181	.348	35-119	.294	14-16	.875	7	61	68	1.7	42	0	35	42	4	21	175	4.5



10

HANNAH ALBRECHT

Junior | 5-7  
 Crown Point, Ind.  
 Crown Point  
 Saint Joseph's (IN)

GUARD

## CAREER NOTES

- Transferred in for the 2017-18 season
- Majoring in Marketing
- Brothers Spike played at Michigan and Purdue, and Stephen played at Toledo and Brown; father Chuck played at Vincennes and Purdue Calumet; grandfather Charles played briefly at Indiana.

## PRIOR TO FORT WAYNE

- Played one season at Saint Joseph's (IN) before it closed in May of 2017
- Named Third Team All-Great Lakes Valley Conference (GLVC)
- Named to the GLVC All-Freshman Team

SEASON HIGH	CATEGORY	CAREER HIGH
40, at Loyola-Chicago, 11/29/2018	Minutes	43, vs. William Jewell, 2/11/2017 *
15, at Loyola-Chicago, 11/29/2018	Points	23, at Maryville, 1/5/2017 *
6, at Evansville, 11/20/2018	Rebounds	7, two times *
5, vs. Valparaiso, 12/19/2018	Assists	8, vs. Bellarmine, 1/28/2017 *
2, at Western Michigan, 11/8/2018	Steals	3, six times *
—	Blocks	2, at Truman State, 2/4/2017 *
6, two times	FG Made	10, vs. Bellarmine, 1/28/2017 *
15, at Milwaukee, 12/1/2018	FG Attempts	16, vs. Bellarmine, 1/28/2017 *
3, at Loyola-Chicago, 11/29/2018	3-PT Made	3, six times *
6, at Milwaukee, 12/1/2018	3-PT Attempts	7, four times *
2, two times	FT Made	7, vs. Denver, 1/6/2018
2, three times	FT Attempts	7, vs. Denver, 1/6/2018

\* = Includes while at Saint Joseph's

## ABOUT CROWN POINT, INDIANA

- Population of 27,317 | Incorporated 1868 | Nickname: Hub of Lake County
- Some of the more well known residents and former residents of Crown Point include World War I General William G. Hann and billionaire entrepreneur Dean White
- Used as a set location to film for the movie Public Enemies

## ABOUT CROWN POINT HIGH SCHOOL

- Nickname is the Bulldogs
- Notable alumni include Indiana Supreme Court justice Geoffrey G. Slaughter, astronaut Jerry L. Ross, and former professional baseball player and now analyst on the MLB network Dan Plesac

## SEASON STATS

Opponent	Date	gs	min	Total fg-fga	pct	3-Pointers 3fg-fga	pct	Free throws ft-fa	pct	Rebounds off	def	tot	avg	pf	a	t/o	blk	stl	pts	avg
IU KOKOMO	11/06/18	*	28	3-5	.600	0-1	.000	0-0	.000	0	1	1	1.0	1	2	2	0	1	6	6.0
at Western Michigan	11/08/18	*	17	0-0	.000	0-0	.000	0-0	.000	0	1	1	1.0	2	1	1	0	2	0	3.0
TAYLOR (IN)	11/12/18	*	35	6-10	.600	2-3	.667	0-0	.000	0	1	1	1.0	1	1	3	0	0	14	6.7
at Eastern Illinois	11/15/18	*	29	2-8	.250	1-3	.333	1-2	.500	0	2	2	1.3	1	1	4	0	0	6	6.5
at Purdue	11/18/18	*	22	4-9	.444	2-4	.500	2-2	1.000	0	1	1	1.2	2	0	3	0	0	12	7.6
at Evansville	11/20/18	*	31	2-7	.286	0-1	.000	1-1	1.000	2	4	6	2.0	3	3	0	0	0	5	7.2
SIUE	11/24/18	*	36	3-8	.375	0-3	.000	1-2	.500	0	1	1	1.9	2	2	1	0	0	7	7.1
at Loyola-Chicago	11/29/18	*	40	6-13	.462	3-4	.750	0-0	.000	0	2	2	1.9	1	2	2	0	1	15	8.1
at Milwaukee	12/01/18	*	39	3-15	.200	1-6	.167	2-2	1.000	0	4	4	2.1	1	2	3	0	0	9	8.2
EASTERN MICHIGAN	12/08/18	*	17	0-2	.000	0-1	.000	0-0	.000	0	0	0	1.9	5	2	3	0	0	0	7.4
GOSHEN	12/16/18	*	27	5-10	.500	1-3	.333	0-0	.000	2	0	2	1.9	2	1	1	0	1	11	7.7
VALPARAISO	12/19/18	*	35	3-8	.375	0-2	.000	0-0	.000	1	2	3	2.0	0	5	1	0	1	6	7.6
Totals		11	356	37-95	.389	10-31	.323	7-9	.778	5	19	24	2.0	21	22	24	0	6	91	7.6

Games played: 12  
 Minutes/game: 29.7  
 Points/game: 7.6  
 FG Pct: 38.9  
 3FG Pct: 32.3  
 FT Pct: 77.8

Rebounds/game: 2.0  
 Assists/game: 1.8  
 Turnovers/game: 2.0  
 Assist/turnover ratio: 0.9  
 Steals/game: 0.5

## CAREER STATS

Season	gp-gs	min/avg	Total fg-fga	pct	3-Point fg-fga	pct	F-Throws ft-fa	pct	Rebounds off	def	tot	avg	pf	fo	ast	to	blk	stl	pts	avg
2016-17*	29-26	301/10.4	95-225	.422	31-92	.337	48-55	.873	10	64	74	2.6	48	1	48	47	5	29	269	9.3
2017-18	27-26	835/30.9	67-172	.390	23-55	.418	39-47	.830	6	72	78	2.9	47	0	53	56	5	20	196	7.3
2018-19	12-11	356/29.7	37-95	.389	10-31	.323	7-9	.778	5	19	24	2.0	21	1	22	24	0	6	91	7.6
TOTAL	39-37	1191/30.5	104-267	.390	33-86	.384	46-56	.821	11	91	102	2.6	68	1	75	80	5	26	287	7.4
All*	68-63	1492/21.9	199-492	.404	64-178	.360	94-111	.847	21	155	176	2.6	116	2	123	127	10	55	556	8.2

\* include statistics from Saint Joseph's





12

ANNA  
LAPPENKÜPER

Junior | 5-9  
Herne, Germany  
Otto Hahn Gymnasium

GUARD

SEASON HIGH	CATEGORY	CAREER HIGH
40, at Western Michigan, 11/8/2018	Minutes	40, three times
12, vs. Valparaiso, 12/19/2018	Points	19, at Xavier, 11/29/2017
5, vs. IU Kokomo, 11/6/2018	Rebounds	6, at Illinois, 11/10/2017
7, vs. Goshen, 12/16/2018	Assists	7, two times
3, two times	Steals	3, four times
2, at Evansville, 11/20/2018	Blocks	2, at Evansville, 11/20/2018
5, vs. Valparaiso, 12/19/2018	FG Made	7, at Xavier, 11/29/2017
11, vs. Valparaiso, 12/19/2018	FG Attempts	15, at South Dakota State, 1/5/2017
3, at Loyola-Chicago, 11/29/2018	3-PT Made	3, four times
6, at Loyola-Chicago, 11/29/2018	3-PT Attempts	10, at South Dakota State, 1/5/2017
4, at Evansville, 11/20/2018	FT Made	8, vs. Loyola-Chicago, 11/12/2017
4, at Evansville, 11/20/2018	FT Attempts	9, vs. Loyola-Chicago, 11/12/2017

## CAREER NOTES

- 2016-17 Summit League Academic Honor Roll
- Majoring in Management

## PRIOR TO FORT WAYNE

- Member of the U20 German National team that won the 2017 FIBA U20 Women's European Championship, Division B title
- Team captain of the German U16 team that won gold in Division B at the 2014 FIBA Women's European Championship

## ABOUT HERNE, GERMANY

- Home to the Cranger Kirmes funfair every first week of August. The second largest carnival in Germany with an average of around 4,500,000 visitors. Its origins can be traced back to the 15th century

## ABOUT GERMANY

- Population: 82,175,700, 16th largest in the world | Official language is German
- East Germany and West Germany reunified on October 3, 1990
- Is the largest music market in Europe and home to German-born music composers Johann Sebastian Bach and Ludwig van Beethoven
- Known as a leading automobile haven of the world include Mercedes-Benz, BMW, Volkswagen, Audi and Porsche

## SEASON STATS

Opponent	Date	gs	min	Total		3-Pointers		Free throws		Rebounds				pf	a	t/o	blk	stl	pts	avg	
				fg-fga	pct	3fg-fga	pct	ft-fta	pct	off	def	tot	avg								
IU KOKOMO	11/06/18	*	30	1-4	.250	0-2	.000	0-0	.000	0	5	5	5.0	2	6	2	0	2	2	2.0	
at Western Michigan	11/08/18	*	40	1-5	.200	1-2	.500	0-0	.000	2	1	3	4.0	2	4	4	0	2	3	2.5	
TAYLOR (IN)	11/12/18	*	29	4-9	.444	1-3	.333	0-0	.000	1	2	3	3.7	0	4	4	0	2	9	4.7	
at Eastern Illinois	11/15/18	*	24	1-3	.333	0-0	.000	0-0	.000	2	2	4	3.8	0	2	5	1	0	2	4.0	
at Purdue	11/18/18	*	32	3-8	.375	1-4	.250	0-2	.000	1	1	2	3.4	3	2	2	0	1	7	4.6	
at Evansville	11/20/18	*	35	3-5	.600	0-1	.000	4-4	1.000	0	4	4	3.5	2	4	3	2	1	10	5.5	
SIUE	11/24/18	*	28	2-3	.667	1-2	.500	0-0	.000	2	4	6	3.9	1	0	3	0	1	5	5.4	
at Loyola-Chicago	11/29/18	*	29	3-10	.300	3-6	.500	0-0	.000	0	2	2	3.6	3	4	2	1	0	9	5.9	
at Milwaukee	12/01/18	*	25	1-5	.200	1-2	.500	1-2	.500	2	1	3	3.6	2	1	1	0	1	4	5.7	
EASTERN MICHIGAN	12/08/18	*	34	2-9	.222	1-5	.200	0-0	.000	1	1	2	3.4	3	2	1	0	3	5	5.6	
GOSHEN	12/16/18	*	31	1-4	.250	1-4	.250	0-0	.000	2	0	2	3.3	2	7	1	0	2	3	5.4	
VALPARAISO	12/19/18	*	38	5-11	.455	2-4	.500	0-0	.000	1	1	2	3.2	2	4	4	0	3	12	5.9	
Totals			12	375	27-76	.355	12-35	.343	5-8	.625	14	24	38	3.2	22	40	32	4	18	71	5.9

Games played: 12  
 Minutes/game: 31.3  
 Points/game: 5.9  
 FG Pct: 35.5  
 3FG Pct: 34.3  
 FT Pct: 62.5

Rebounds/game: 3.2  
 Assists/game: 3.3  
 Turnovers/game: 2.7  
 Assist/turnover ratio: 1.3  
 Steals/game: 1.5  
 Blocks/game: 0.3

## CAREER STATS

Season	gp-gs	min/avg	Total fg-fga	pct	3-Point fg-fga	pct	F-Throws ft-fta	pct	Rebounds off	def	tot	avg	pf	fo	ast	to	blk	stl	pts	avg
2016-17	29-24	888/30.6	75-206	.364	19-79	.241	24-34	.706	10	64	74	2.6	62	2	46	84	2	26	193	6.7
2017-18	27-27	783/29.0	68-188	.362	18-61	.295	39-47	.830	26	36	62	2.3	66	0	54	58	2	16	193	7.1
2018-19	12-12	375/31.3	27-76	.355	12-35	.343	5-8	.625	14	24	38	3.2	22	0	40	32	4	18	71	5.9
TOTAL	68-63	2046/30.1	170-470	.362	49-175	.280	68-89	.764	50	124	174	2.6	150	2	140	174	8	60	457	6.7





De'JOUR  
YOUNG

13

Senior | 5-7  
Fort Wayne, Ind.  
Concordia Lutheran

GUARD

SEASON HIGH	CATEGORY	CAREER HIGH
40, at Loyola-Chicago, 11/29/2018	Minutes	40, three times
22, vs. IU Kokomo, 11/6/2018	Points	23, vs. Eastern Illinois, 12/8/2017
14, vs. Valparaiso, 12/19/2018	Rebounds	14, vs. Valparaiso, 12/19/2018
4, two times	Assists	5, three times
4, at Evansville, 11/20/2018	Steals	5, vs. Grace, 11/16/2015
2, two times	Blocks	3, vs. Denver, 1/6/2018
8, vs. Goshen, 12/16/2018	FG Made	9, vs. Eastern Illinois, 12/8/2017
13, at Evansville, 11/20/2018	FG Attempts	19, vs. Maryville, 12/19/2017
3, at Loyola-Chicago, 11/29/2018	3-PT Made	3, two times
7, at Milwaukee, 12/1/2018	3-PT Attempts	8, vs. Maryville, 12/19/2017
8, vs. Eastern Michigan, 12/8/2018	FT Made	8, two times
10, vs. IU Kokomo, 11/6/2018	FT Attempts	10, three times

## CAREER NOTES

- Majoring in Criminal Justice

## PRIOR TO FORT WAYNE

- Led Concordia to the Summit Athletic Conference tournament title in 2015
- Averaged 18.5 points, 7.1 rebounds, 2.6 assists, and 1.5 steals per game
- Was a 2015 First Team All-SAC
- Was a 2015 All-Northeast Indiana First Team honoree

## ABOUT FORT WAYNE, INDIANA

- Incorporated on February 22, 1840, and is the second largest city in the state. The nickname, The Summit City, is due to its location at the zenith of the locks on the canal
- Also home to the ECHL's Fort Wayne Komets, the Midwest League's Fort Wayne TinCaps, and the NBA G League's Fort Wayne Mad Ants
- Original home to the Fort Wayne Pistons, before moving to Detroit. Was also home to the Fort Wayne Daisies of the All-American Girls Professional Baseball League

## ABOUT CONCORDIA LUTHERAN HIGH SCHOOL

- Nickname is the Cadets
- Notable alumni include leading NFL agent Eugene Parker, sixth round MLB draft pick Brian Reith, and Professional mixed martial artist and former UFC fighter Dave Herman

## SEASON STATS

Opponent	Date	gs	min	Total		3-Pointers		Free throws		Rebounds				pf	a	t/o	blk	stl	pts	avg	
				fg-fga	pct	3fg-fga	pct	ft-fta	pct	off	def	tot	avg								
IU KOKOMO	11/06/18	*	24	7-10	.700	1-2	.500	7-10	.700	3	1	4	4.0	3	1	1	2	1	22	22.0	
at Western Michigan	11/08/18	*	31	6-10	.600	2-2	1.000	0-4	.000	2	5	7	5.5	5	1	6	0	1	14	18.0	
TAYLOR (IN)	11/12/18	*	31	6-11	.545	1-2	.500	7-8	.875	4	4	8	6.3	2	2	1	1	2	20	18.7	
at Eastern Illinois	11/15/18	*	31	2-8	.250	1-3	.333	2-2	1.000	2	7	9	7.0	2	1	5	0	0	7	15.8	
at Purdue	11/18/18	*	32	1-7	.143	0-1	.000	2-2	1.000	3	2	5	6.6	3	4	0	0	2	4	13.4	
at Evansville	11/20/18	*	39	7-13	.538	2-6	.333	3-4	.750	1	6	7	6.7	3	1	2	1	4	19	14.3	
SIUE	11/24/18	*	36	1-11	.091	0-2	.000	2-4	.500	1	5	6	6.6	2	2	4	0	2	4	12.9	
at Loyola-Chicago	11/29/18	*	40	6-11	.545	3-6	.500	3-5	.600	1	2	3	6.1	1	3	1	0	1	18	13.5	
at Milwaukee	12/01/18	*	37	2-10	.200	2-7	.286	4-6	.667	2	1	3	5.8	1	0	1	1	1	10	13.1	
EASTERN MICHIGAN	12/08/18	*	40	2-6	.333	0-2	.000	8-9	.889	3	4	7	5.9	3	2	6	0	3	12	13.0	
GOSHEN	12/16/18	*	26	8-10	.800	0-1	.000	3-3	1.000	3	5	8	6.1	1	4	3	2	3	19	13.5	
VALPARAISO	12/19/18	*	35	4-11	.364	1-5	.200	4-7	.571	4	10	14	6.8	4	2	5	0	0	13	13.5	
Totals			12	402	52-118	.441	13-39	.333	45-64	.703	29	52	81	6.8	30	23	35	7	20	162	13.5

Games played: 12  
 Minutes/game: 33.5  
 Points/game: 13.5  
 FG Pct: 44.1  
 3FG Pct: 33.3  
 FT Pct: 70.3

Rebounds/game: 6.8  
 Assists/game: 1.9  
 Turnovers/game: 2.9  
 Assist/turnover ratio: 0.7  
 Steals/game: 1.7  
 Blocks/game: 0.6

## CAREER STATS

Season	gp-gs	min/avg	Total fg-fga	pct	3-Point fg-fga	pct	F-Throws ft-fta	pct	Rebounds off	def	tot	avg	pf	fo	ast	to	blk	stl	Scoring pts	avg
2015-16	30-21	688/22.9	72-176	.409	8-19	.421	51-72	.708	55	52	107	3.6	69	1	34	34	8	33	203	6.8
2016-17	29-29	910/31.4	134-327	.410	12-62	.194	74-87	.851	56	101	157	5.4	77	2	59	68	6	27	354	12.2
2017-18	26-24	848/32.6	101-280	.361	14-65	.215	72-101	.713	64	93	157	6.0	53	0	45	74	16	34	288	11.1
2018-19	12-12	402/33.5	52-118	.441	13-39	.333	45-64	.703	29	52	81	6.8	30	1	23	35	7	20	162	13.5

@MastodonWBB



2018-19 PURDUE FORT WAYNE WOMEN'S BASKETBALL GAME NOTES 18



14

Sh'TOYA

SANDERS

R-Junior | 6-0  
Fort Wayne, Ind.  
Wayne  
Chicago State

FORWARD

## CAREER NOTES

- Sat out the 2017-18 season due to transfer rules
- Majoring in Criminal Justice

## PRIOR TO FORT WAYNE

- Played two seasons at Chicago State (2015-16 and 2016-17)
- Named the Western Athletic Conference Player of the Week on 11/28/2016
- Had 23 rebounds at Northern Illinois on 11/22/2016, which were fifth most by a Division I player that season

SEASON HIGH	CATEGORY	CAREER HIGH
25, vs. SIUE, 11/24/2018	Minutes	38, four times *
13, two times	Points	38, at Northern Illinois, 11/22/2016 *
11, at Western Michigan, 11/8/2018	Rebounds	23, at Northern Illinois, 11/22/2016 *
2, two times	Assists	3, three times *
2, three times	Steals	5, three times *
3, vs. IU Kokomo, 11/6/2018	Blocks	6, two times *
6, two times	FG Made	11, at Northern Illinois, 11/22/2016 *
16, at Evansville, 11/20/2018	FG Attempts	22, at Northern Illinois, 11/22/2016 *
—	3-PT Made	1, two times *
—	3-PT Attempts	3, at Ball State, 12/1/2016 *
4, vs. SIUE, 11/24/2018	FT Made	15, at Northern Illinois, 11/22/2016 *
5, vs. SIUE, 11/24/2018	FT Attempts	19, at Northern Illinois, 11/22/2016 *

\* = While at Chicago State

## ABOUT FORT WAYNE, INDIANA

- Incorporated on February 22, 1840, and is the second largest city in the state. The nickname, The Summit City, is due to its location at the zenith of the locks on the canal
- Also home to the ECHL's Fort Wayne Komets, the Midwest League's Fort Wayne TinCaps, and the NBA G League's Fort Wayne Mad Ants
- Original home to the Fort Wayne Pistons, before moving to Detroit. Was also home to the Fort Wayne Daisies of the All-American Girls Professional Baseball League

## ABOUT WAYNE HIGH SCHOOL

- Nickname is the Generals
- Notable alumni include founder of Sweetwater Sound Chuck Surack, actress Molly Hagen, and former Detroit Lion Roosevelt Barnes

## SEASON STATS

Opponent	Date	gs	min	Total		3-Pointers		Free throws		Rebounds				pf	a	t/o	blk	stl	pts	avg
				fg-fga	pct	3fg-fga	pct	ft-fa	pct	off	def	tot	avg							
IU KOKOMO	11/06/18	*	17	6-8	.750	0-0	.000	1-3	.333	0	4	4	4.0	3	0	2	3	1	13	13.0
at Western Michigan	11/08/18	*	24	4-11	.364	0-0	.000	1-2	.500	5	6	11	7.5	4	0	0	0	0	9	11.0
TAYLOR (IN)	11/12/18	*	15	0-2	.000	0-0	.000	1-1	1.000	2	1	3	6.0	4	0	1	1	2	1	7.7
at Eastern Illinois	11/15/18	*	23	3-5	.600	0-0	.000	2-2	1.000	2	2	4	5.5	3	2	2	0	0	8	7.8
at Purdue	11/18/18	*	21	1-7	.143	0-0	.000	0-0	.000	3	2	5	5.4	3	0	2	0	2	2	6.6
at Evansville	11/20/18	*	23	6-16	.375	0-0	.000	1-3	.333	6	2	8	5.8	1	1	2	2	2	13	7.7
SIUE	11/24/18	*	25	4-8	.500	0-0	.000	4-5	.800	1	6	7	6.0	4	0	3	2	1	12	8.3
at Loyola-Chicago	11/29/18		19	3-3	1.000	0-0	.000	0-0	.000	2	3	5	5.9	3	2	1	1	2	6	8.0
at Milwaukee	12/01/18	dnp		-	-	-	-	-	-	-	-	-	-	-	-	-	-	-	-	-
EASTERN MICHIGAN	12/08/18	dnp		-	-	-	-	-	-	-	-	-	-	-	-	-	-	-	-	-
GOSHEN	12/16/18	dnp		-	-	-	-	-	-	-	-	-	-	-	-	-	-	-	-	-
VALPARAISO	12/19/18		10	1-3	.333	0-0	.000	0-2	.000	0	3	3	5.6	2	0	0	2	1	2	7.3
Totals		7	177	28-63	.444	0-0	.000	10-18	.556	21	29	50	5.6	27	5	13	11	11	66	7.3

Games played: 9  
Minutes/game: 19.7  
Points/game: 7.3  
FG Pct: 44.4  
FT Pct: 55.6

Rebounds/game: 5.6  
Assists/game: 0.6  
Turnovers/game: 1.4  
Assist/turnover ratio: 0.4  
Steals/game: 1.2  
Blocks/game: 1.2

## CAREER STATS

Season	gp-gs	min/avg	Total		3-Point		F-Throws		Rebounds				* include statistics from Chicago State							
			fg-fga	pct	fg-fga	pct	ft-fa	pct	off	def	tot	avg	pf	fo	ast	to	blk	stl	pts	avg
2015-16*	29-28	742/25.6	99-217	.456	0-0	.000	41-74	.554	77	105	182	6.3	93	4	25	70	47	43	239	8.2
2016-17*	7-7	215/30.7	36-100	.360	2-7	.286	38-56	.679	25	44	69	9.9	26	2	4	14	29	14	112	16.0
2018-19	9-7	177/19.7	28-63	.444	0-0	.000	10-18	.556	21	29	50	5.6	27	0	5	13	11	11	66	7.3
TOTAL	9-7	177/19.7	28-63	.444	0-0	.000	10-18	.556	21	29	50	5.6	27	0	5	13	11	11	66	7.3
All*	45-42	1134/25.2	163-380	.429	2-7	.286	89-148	.601	123	178	301	6.7	146	6	34	97	87	68	417	9.3

## 19 2018-19 PURDUE FORT WAYNE WOMEN'S BASKETBALL GAME NOTES



@MastodonWBB



15

CAMARA DOUGLAS

Freshman | 5-11  
San Diego, Calif.  
Mount Miguel

FORWARD

SEASON HIGH	CATEGORY	CAREER HIGH
6, vs. Goshen, 12/16/2018	Minutes	6, vs. Goshen, 12/16/2018
4, vs. Goshen, 12/16/2018	Points	4, vs. Goshen, 12/16/2018
2, vs. Goshen, 12/16/2018	Rebounds	2, vs. Goshen, 12/16/2018
	Assists	
	Steals	
	Blocks	
1, vs. Goshen, 12/16/2018	FG Made	1, vs. Goshen, 12/16/2018
3, vs. Goshen, 12/16/2018	FG Attempts	3, vs. Goshen, 12/16/2018
	3-PT Made	
	3-PT Attempts	
2, vs. Goshen, 12/16/2018	FT Made	2, vs. Goshen, 12/16/2018
2, vs. Goshen, 12/16/2018	FT Attempts	2, vs. Goshen, 12/16/2018

## CAREER NOTES

- Majoring in Computer Engineering Tech

## PRIOR TO FORT WAYNE

- Averaged 17.8 points, 9.5 rebounds, 2.5 steals and 1.5 blocks per game
- Named both the Grossmont - Hills League and All-East County Player of the Year
- Named to the All-California Interscholastic First Team her senior year
- Named to the first team's for the All-Grossmont - Hills League, San Diego Hoops Report and All-East County
- Earned First Team honors on both the All-Grossmont - Hills League team and All-East County team her junior year

## ABOUT SAN DEIGO, CALIFORNIA

- Population of 1,419,516 | Eastablished 1769
- Eighth-largest city in the United States and second-largest in California
- Home to MLB's San Diego Padres. Former home of the NFL's San Diego Chargers, NBA's San Diego Rockets and San Diego Clippers, and the ABA's San Diego Conquistadors/Sails

## ABOUT MOUNT MIGUEL HIGH SCHOOL

- Nickname is the Matadors
- Notable alumni include former Pittsburgh Pirates pitcher Jeff Karstens, NFL offensive tackle Khalif Barnes, Television actor Matt Bradford, NFL saftey Robert Griffith, and NFL defensive lineman Ogemdi Nwagbuo

## SEASON STATS

Opponent	Date	gs	min	Total fg-fga	pct	3-Pointers 3fg-fga	pct	Free throws ft-fa	pct	Rebounds				pf	a	t/o	blk	stl	pts	avg
IU KOKOMO	11/06/18		dnp	-	-	-	-	-	-	-	-	-	-	-	-	-	-	-	-	-
at Western Michigan	11/08/18		dnp	-	-	-	-	-	-	-	-	-	-	-	-	-	-	-	-	-
TAYLOR (IN)	11/12/18		dnp	-	-	-	-	-	-	-	-	-	-	-	-	-	-	-	-	-
at Eastern Illinois	11/15/18		dnp	-	-	-	-	-	-	-	-	-	-	-	-	-	-	-	-	-
at Evansville	11/20/18		dnp	-	-	-	-	-	-	-	-	-	-	-	-	-	-	-	-	-
SIUE	11/24/18		dnp	-	-	-	-	-	-	-	-	-	-	-	-	-	-	-	-	-
at Loyola-Chicago	11/29/18		dnp	-	-	-	-	-	-	-	-	-	-	-	-	-	-	-	-	-
at Milwaukee	12/01/18		dnp	-	-	-	-	-	-	-	-	-	-	-	-	-	-	-	-	-
EASTERN MICHIGAN	12/08/18		dnp	-	-	-	-	-	-	-	-	-	-	-	-	-	-	-	-	-
GOSHEN	12/16/18	6		1-3	.333	0-0	.000	2-2	1.000	1	1	2	2.0	3	0	0	1	0	4	4.0
VALPARAISO	12/19/18		dnp	-	-	-	-	-	-	-	-	-	-	-	-	-	-	-	-	-
Totals		0	6	1-3	.333	0-0	.000	2-2	1.000	1	1	2	2.0	3	0	0	1	0	4	4.0

Games played: 1  
Minutes/game: 6.0  
Points/game: 4.0  
FG Pct: 33.3  
FT Pct: 100.0

Rebounds/game: 2.0  
Blocks/game: 1.0

## CAREER STATS

Season	gp-gs	min/avg	Total fg-fga	pct	3-Point fg-fga	pct	F-Throws ft-fa	pct	Rebounds				pf	fo	ast	to	blk	stl	Scoring	
2018-19	1-0	6/6.0	1-3	.333	0-0	.000	2-2	1.000	1	1	2	2.0	3	0	0	0	1	0	4	4.0
TOTAL	1-0	6/6.0	1-3	.333	0-0	.000	2-2	1.000	1	1	2	2.0	3	0	0	0	1	0	4	4.0





**AMAYA  
JOHNS**

23

Freshman | 5-9  
Plainfield, Ill.  
Oswego East

**GUARD**

SEASON HIGH	CATEGORY	CAREER HIGH
8, vs. Goshen, 12/16/2018	Minutes	8, vs. Goshen, 12/16/2018
2, two times	Points	2, two times
1, two times	Rebounds	1, two times
	Assists	
1, vs. IU Kokomo, 11/6/2018	Steals	1, vs. IU Kokomo, 11/6/2018
1, vs. IU Kokomo, 11/6/2018	Blocks	1, vs. IU Kokomo, 11/6/2018
1, two times	FG Made	1, two times
3, two times	FG Attempts	3, two times
	3-PT Made	
1, two times	3-PT Attempts	1, two times
	FT Made	
	FT Attempts	

## CAREER NOTES

- Majoring in General Studies
- Father Jemal played football at Central State

## PRIOR TO FORT WAYNE

- Was a 2016-17 All-Southwest Prairie Conference selection
- Named to the Record/Ledger Second Team All-Area as a junior
- Averaged 10.0 points, 4.0 rebounds and 1.7 assists per game her senior year
- Set a school record for free throws made in a season with 71

## ABOUT PLAINFIELD, ILLINOIS

- Population of 39,581
- Is a village that includes land in Plainfield and Wheatland townships

## ABOUT OSWEGO EAST HIGH SCHOOL

- Nickname is the Wolves

## SEASON STATS

Opponent	Date	gs	min	Total		3-Pointers		Free throws		Rebounds				pf	a	t/o	blk	stl	pts	avg
				fg-fga	pct	3fg-fga	pct	ft-fa	pct	off	def	tot	avg							
IU KOKOMO	11/06/18	4		1-3	.333	0-1	.000	0-0	.000	0	1	1	1.0	0	0	0	1	1	2	2.0
at Western Michigan	11/08/18	dnp		-	-	-	-	-	-	-	-	-	-	-	-	-	-	-	-	-
TAYLOR (IN)	11/12/18	1		0-1	.000	0-1	.000	0-0	.000	0	0	0	0.5	0	0	1	0	0	0	1.0
at Eastern Illinois	11/15/18	dnp		-	-	-	-	-	-	-	-	-	-	-	-	-	-	-	-	-
at Evansville	11/20/18	dnp		-	-	-	-	-	-	-	-	-	-	-	-	-	-	-	-	-
SIUE	11/24/18	dnp		-	-	-	-	-	-	-	-	-	-	-	-	-	-	-	-	-
at Loyola-Chicago	11/29/18	dnp		-	-	-	-	-	-	-	-	-	-	-	-	-	-	-	-	-
at Milwaukee	12/01/18	dnp		-	-	-	-	-	-	-	-	-	-	-	-	-	-	-	-	-
EASTERN MICHIGAN	12/08/18	dnp		-	-	-	-	-	-	-	-	-	-	-	-	-	-	-	-	-
GOSHEN	12/16/18	8		1-3	.333	0-0	.000	0-0	.000	0	1	1	0.7	0	0	0	0	0	2	1.3
VALPARAISO	12/19/18	dnp		-	-	-	-	-	-	-	-	-	-	-	-	-	-	-	-	-
Totals		0	13	2-7	.286	0-2	.000	0-0	.000	0	2	2	0.7	0	0	1	1	1	4	1.3

Games played: 3  
 Minutes/game: 4.3  
 Points/game: 1.3  
 FG Pct: 28.6  
 3FG Pct: 0.0

Rebounds/game: 0.7  
 Turnovers/game: 0.3  
 Steals/game: 0.3  
 Blocks/game: 0.3

## CAREER STATS

Season	gp-gs	min/avg	Total fg-fga	pct	3-Point fg-fga	pct	F-Throws ft-fa	pct	Rebounds off def tot	avg	pf	fo	ast	to	blk	stl	Scoring pts	avg
2018-19	3-0	13/4.3	2-7	.286	0-2	.000	0-0	.000	0	2	2	0.7	0	0	0	1	4	1.3
TOTAL	3-0	13/4.3	2-7	.286	0-2	.000	0-0	.000	0	2	2	0.7	0	0	0	1	4	1.3



**SOFIA  
RAJALA**

Sophomore | 6-0  
 Helsinki, Finland  
 Mäkelänrinne Sports

31

FORWARD

## CAREER NOTES

- Majoring in Psychology

## PRIOR TO FORT WAYNE

- Named to the Finnish National team in 2016
- Previously a member of the U16 and U18 Finnish National teams
- Led her team in scoring at the 2016 U18 European Championships
- Named the 2017 Finnish Korisliiga League Rookie of the Year

## CAREER VS. VALPARAISO

Season	gp-gs	min/avg	Total		3-Point	F-Throws	Rebounds	pf	fo	ast	to	blk	stl	Scoring	
			fg-fga	pct	fg-fga	ft-fta	off	def	tot	avg	avg	avg	avg	pts	avg
2017-18	1-1	6/6.0	0-0	.000	0-0	0-0	0	0	0	0.0	2	0	0	0	0.0
TOTAL	1-1	6/6.0	0-0	.000	0-0	0-0	0	0	0	0.0	2	0	0	0	0.0

SINGLE-GAME HIGHS [all-time ranking]:

## SEASON STATS

Opponent	Date	gs	min	Total		3-Pointers	Free throws	Rebounds				pf	a	t/o	blk	stl	pts	avg
				fg-fga	pct	3fg-fga	ft-fta	off	def	tot	avg							
IU KOKOMO	11/06/18		dnp	-	-	-	-	-	-	-	-	-	-	-	-	-	-	-
at Western Michigan	11/08/18		dnp	-	-	-	-	-	-	-	-	-	-	-	-	-	-	-
TAYLOR (IN)	11/12/18		dnp	-	-	-	-	-	-	-	-	-	-	-	-	-	-	-
at Eastern Illinois	11/15/18		dnp	-	-	-	-	-	-	-	-	-	-	-	-	-	-	-
at Evansville	11/20/18		dnp	-	-	-	-	-	-	-	-	-	-	-	-	-	-	-
SIUE	11/24/18		dnp	-	-	-	-	-	-	-	-	-	-	-	-	-	-	-
at Loyola-Chicago	11/29/18		dnp	-	-	-	-	-	-	-	-	-	-	-	-	-	-	-
at Milwaukee	12/01/18	1		0-0	.000	0-0	.000	0-0	.000	0	0	0	0.0	0	0	0	0	0.0
EASTERN MICHIGAN	12/08/18		dnp	-	-	-	-	-	-	-	-	-	-	-	-	-	-	-
GOSHEN	12/16/18	5		0-0	.000	0-0	.000	1-2	.500	0	1	1	0.5	1	1	1	0	0.5
VALPARAISO	12/19/18		dnp	-	-	-	-	-	-	-	-	-	-	-	-	-	-	-
Totals		0	6	0-0	.000	0-0	.000	1-2	.500	0	1	1	0.5	1	1	1	0	0.5

Games played: 2  
Minutes/game: 3.0  
Points/game: 0.5  
FT Pct: 50.0

Rebounds/game: 0.5  
Assists/game: 0.5  
Turnovers/game: 0.5  
Assist/turnover ratio: 1.0

SEASON HIGH	CATEGORY	CAREER HIGH
5, vs. Goshen, 12/16/2018	Minutes	10, vs. Oral Roberts, 1/4/2018
1, vs. Goshen, 12/16/2018	Points	4, at South Dakota, 1/13/2018
1, vs. Goshen, 12/16/2018	Rebounds	2, three times
1, vs. Goshen, 12/16/2018	Assists	1, vs. Goshen, 12/16/2018
	Steals	
	Blocks	
	FG Made	1, two times
	FG Attempts	3, at #23 Michigan, 12/16/2017
	3-PT Made	1, vs. Western Illinois, 12/30/2017
	3-PT Attempts	3, at #23 Michigan, 12/16/2017
1, vs. Goshen, 12/16/2018	FT Made	4, at South Dakota, 1/13/2018
2, vs. Goshen, 12/16/2018	FT Attempts	4, at South Dakota, 1/13/2018

## ABOUT HELSINKI, FINLAND

- Population 642,045 | • Is the capital of Finland
- Helsinki is more known for its Art Nouveau architecture. It is considered the Design Capital of the world

## ABOUT FINLAND

- Population 5,509,717 | • Official language is Finnish
- Earn its Independence from Ruissia on December 6, 1917
- Finland is one of the countries with the most mature population. Half of voters are estimated to be over 50 years old
- In terms of medals and gold medals won per capita, Finland is the best performing country in Olympic history

## CAREER STATS

Season	gp-gs	min/avg	Total		3-Point	F-Throws	Rebounds				pf	fo	ast	to	blk	stl	Scoring	
			fg-fga	pct	fg-fga	ft-fta	off	def	tot	avg							pts	avg
2017-18	10-1	52/5.2	3-12	.250	1-6	1.000	5	2	7	0.7	7	0	0	5	0	0	13	1.3
2018-19	2-0	6/3.0	0-0	.000	0-0	.000	1-2	.500	0	0.5	1	0	1	1	0	0	1	0.5
TOTAL	12-1	58/4.8	3-12	.250	1-6	.875	5	3	8	0.7	8	0	1	6	0	0	14	1.2



KIERSTYN

REPP

Sophomore | 5-10

Archbold, Ohio

Archbold

32

GUARD

## CAREER NOTES

- Majoring in Business

## PRIOR TO FORT WAYNE

- Set school records for most three-point field goals made in a game (9), season (87) and in a career (180)
- Named All-NWOAL, Crescent News, District 7 and All-Northwest District Division III Player of the Year

SEASON HIGH	CATEGORY	CAREER HIGH
40, vs. Eastern Michigan, 12/8/2018	Minutes	40, vs. Eastern Michigan, 12/8/2018
20, vs. Goshen, 12/16/2018	Points	23, at North Dakota State, 1/20/2018
7, at Evansville, 11/20/2018	Rebounds	7, at Evansville, 11/20/2018
3, two times	Assists	3, two times
3, vs. Eastern Michigan, 12/8/2018	Steals	3, vs. Eastern Michigan, 12/8/2018
2, vs. Goshen, 12/16/2018	Blocks	2, two times
8, vs. Goshen, 12/16/2018	FG Made	8, two times
16, vs. Goshen, 12/16/2018	FG Attempts	16, vs. Goshen, 12/16/2018
5, at Eastern Illinois, 11/15/2018	3-PT Made	7, at North Dakota State, 1/20/2018
10, three times	3-PT Attempts	13, at Coastal Carolina, 12/4/2017
3, vs. Eastern Michigan, 12/8/2018	FT Made	3, three times
4, vs. Eastern Michigan, 12/8/2018	FT Attempts	5, vs. UIC, 11/21/2017

## ABOUT ARCHBOLD, OHIO

- Population 4,346 | Founded 1866
- A more well known former residents of Archbold include current NASCAR driver Sam Hornish Jr.
- Home to Sauder Woodworking Company, fifth largest residential furniture manufacturer in America and the world's leading manufacturer of ready-to-assemble furniture.

## ABOUT ARCHBOLD HIGH SCHOOL

- Nicknamed the Blue Streaks.
- Holds eight state titles across four difference sports.
- Women's basketball owns 11 NWOAL championship titles

## SEASON STATS

Opponent	Date	gs	min	Total		3-Pointers		Free throws		Rebounds				pf	a	t/o	blk	stl	pts	avg
				fg-fga	pct	3fg-fga	pct	ft-fa	pct	off	def	tot	avg							
IU KOKOMO	11/06/18	*	30	5-12	.417	3-10	.300	0-0	.000	0	2	2	2.0	3	1	2	1	2	13	13.0
at Western Michigan	11/08/18	*	31	3-8	.375	3-7	.429	0-0	.000	0	4	4	3.0	2	0	2	0	1	9	11.0
TAYLOR (IN)	11/12/18	*	14	3-5	.600	1-3	.333	0-0	.000	0	2	2	2.7	2	1	1	1	0	7	9.7
at Eastern Illinois	11/15/18	*	32	6-13	.462	5-10	.500	0-0	.000	0	4	4	3.0	2	1	2	0	1	17	11.5
at Purdue	11/18/18		28	2-12	.167	0-6	.000	0-0	.000	0	1	1	2.6	5	0	2	1	1	4	10.0
at Evansville	11/20/18	*	36	5-11	.455	4-9	.444	2-2	1.000	0	7	7	3.3	1	3	3	0	0	16	11.0
SIUE	11/24/18	*	30	1-7	.143	0-6	.000	0-0	.000	0	4	4	3.4	2	0	0	0	0	2	9.7
at Loyola-Chicago	11/29/18		9	1-1	1.000	1-1	1.000	0-0	.000	0	0	0	3.0	0	0	0	0	0	3	8.9
at Milwaukee	12/01/18		36	4-8	.500	3-6	.500	1-2	.500	0	2	2	2.9	1	0	0	0	2	12	9.2
EASTERN MICHIGAN	12/08/18	*	40	5-10	.500	4-8	.500	3-4	.750	0	0	0	2.6	1	0	2	0	3	17	10.0
GOSHEN	12/16/18	*	38	8-16	.500	4-9	.444	0-0	.000	0	2	2	2.5	1	3	1	2	0	20	10.9
VALPARAISO	12/19/18	*	37	4-13	.308	3-10	.300	2-2	1.000	0	1	1	2.4	1	2	2	0	13	11.1	
Totals		9	361	47-116	.405	31-85	.365	8-10	.800	0	29	29	2.4	21	11	17	5	10	133	11.1

Games played: 12  
Minutes/game: 30.1  
Points/game: 11.1  
FG Pct: 40.5  
3FG Pct: 36.5  
FT Pct: 80.0

Rebounds/game: 2.4  
Assists/game: 0.9  
Turnovers/game: 1.4  
Assist/turnover ratio: 0.6  
Steals/game: 0.8  
Blocks/game: 0.4

## CAREER STATS

		Total		3-Point		F-Throws		Rebounds										Scoring		
Season	gp-gs	min/avg	fg-fga	pct	fg-fga	pct	ft-fa	pct	off	def	tot	avg	pf	fo	ast	to	blk	stl	pts	avg
2017-18	28-14	750/26.8	75-220	.341	61-183	.333	11-15	.733	12	58	70	2.5	53	1	19	33	4	12	222	7.9
2018-19	12-9	361/30.1	47-116	.405	31-85	.365	8-10	.800	0	29	29	2.4	21	1	11	17	5	10	133	11.1
TOTAL	40-23	1111/27.8	122-336	.363	92-268	.343	19-25	.760	12	87	99	2.5	74	2	30	50	9	22	355	8.9

# PURDUE FORT WAYNE SEASON STATS

RECORD:	OVERALL	HOME	AWAY	NEUTRAL
ALL GAMES	4-8	3-3	1-5	0-0
CONFERENCE	0-0	0-0	0-0	0-0
NON-CONFERENCE	4-8	3-3	1-5	0-0

#	Player	gp-gs	min	avg	Total		3-Point		F-Throw		Rebounds				pf	dq	a	to	blk	stl	pts	avg
					fg-fga	fg%	3fg-fga	3fg%	ft-fga	ft%	off	def	tot	avg								
00	Jaelencia Williams	12-5	234	19.5	43-76	.566	0-0	.000	33-64	.516	27	31	58	4.8	31	0	5	26	16	3	119	9.9
03	Sierra Bell	8-0	122	15.3	18-48	.375	3-11	.273	12-16	.750	6	19	25	3.1	20	0	18	16	2	13	51	6.4
04	Ellie Dykstra	11-1	77	7.0	8-13	.615	0-1	.000	1-2	.500	4	9	13	1.2	12	0	1	4	3	2	17	1.5
05	Hannah Hess	12-3	271	22.6	29-68	.426	14-41	.341	6-7	.857	2	33	35	2.9	24	0	20	17	2	11	78	6.5
10	Hannah Albrecht	12-11	356	29.7	37-95	.389	10-31	.323	7-9	.778	5	19	24	2.0	21	1	22	24	0	6	91	7.6
12	Anna Lappenkuper	12-12	375	31.3	27-76	.355	12-35	.343	5-8	.625	14	24	38	3.2	22	0	40	32	4	18	71	5.9
13	De'Jour Young	12-12	402	33.5	52-118	.441	13-39	.333	45-64	.703	29	52	81	6.8	30	1	23	35	7	20	162	13.5
14	Sh'Toya Sanders	9-7	177	19.7	28-63	.444	0-0	.000	10-18	.556	21	29	50	5.6	27	0	5	13	11	11	66	7.3
15	Camara Douglas	1-0	6	6.0	1-3	.333	0-0	.000	2-2	1.000	1	1	2	2.0	3	0	0	0	1	0	4	4.0
23	Amaya Johns	3-0	13	4.3	2-7	.286	0-2	.000	0-0	.000	0	2	2	0.7	0	0	0	1	1	1	4	1.3
31	Sofia Rajala	2-0	6	3.0	0-0	.000	0-0	.000	1-2	.500	0	1	1	0.5	1	0	1	1	0	0	1	0.5
32	Kierstyn Repp	12-9	361	30.1	47-116	.405	31-85	.365	8-10	.800	0	29	29	2.4	21	1	11	17	5	10	133	11.1
Team											19	23	42				3					
Total.....		12	2400		292-683	.428	83-245	.339	130-202	.644	128	272	400	33.3	212	3	146	189	52	95	797	66.4
Opponents.....		12	2400		288-700	.411	87-250	.348	154-219	.703	156	283	439	36.6	196	2	169	189	38	86	817	68.1

TEAM STATISTICS	PFW	OPP	Date	Opponent	Score	Att.
SCORING	797	817	11/06/18	IU KOKOMO	w 87-50	983
Points per game	66.4	68.1	11/08/18	at Western Michigan	L 61-69	560
Scoring margin	-1.7	-	11/12/18	TAYLOR (IN)	w 84-74	441
FIELD GOALS-ATT	292-683	288-700	11/15/18	at Eastern Illinois	L 63-72	139
Field goal pct	.428	.411	11/18/18	at Purdue	L 44-78	5970
3 POINT FG-ATT	83-245	87-250	11/20/18	at Evansville	w 72-66	294
3-point FG pct	.339	.348	11/24/18	SIUE	L 49-57	351
3-pt FG made per game	6.9	7.3	11/29/18	at Loyola-Chicago	L 67-81	1203
FREE THROWS-ATT	130-202	154-219	12/01/18	at Milwaukee	L 48-70	481
Free throw pct	.644	.703	12/08/18	EASTERN MICHIGAN	L 72-87	351
F-Throws made per game	10.8	12.8	12/16/18	GOSHEN	w 86-45	181
REBOUNDS	400	439	12/19/18	VALPARAISO	L 64-68	449
Rebounds per game	33.3	36.6				
Rebounding margin	-3.2	-				
ASSISTS	146	169				
Assists per game	12.2	14.1				
TURNOVERS	189	189				
Turnovers per game	15.8	15.8				
Turnover margin	+0.0	-				
Assist/turnover ratio	0.8	0.9				
STEALS	95	86				
Steals per game	7.9	7.2				
BLOCKS	52	38				
Blocks per game	4.3	3.2				
ATTENDANCE	2756	8647				
Home games-Avg/Game	6-459	6-1441				
Neutral site-Avg/Game	-	0-0				

\* - Conference game

Score by Periods	1st	2nd	3rd	4th	Totals
Purdue Fort Wayne	176	194	212	215	797
Opponents	195	215	194	213	817



## TV/RADIO ROSTER



**#00 JAELENCIA WILLIAMS**

6-2 | Center | So.  
Indianapolis, Indiana



**#3 SIERRA BELL**

5-7 | Guard | Jr.  
Danville, Illinois



**#4 ELLIE DYKSTRA**

6-1 | Forward | Fr.  
Byron Center Michigan



**#5 HANNAH HESS**

5-10 | Guard | R-So.  
Oregon, Ohio



**#10 HANNAH ALBRECHT**

5-7 | Guard | Jr.  
Crown Point, Indiana



**#12 ANNA LAPPENKÜPER**

5-9 | Guard | Jr.  
Herne, Germany



**#13 De'JOUR YOUNG**

5-7 | Guard | Sr.  
Fort Wayne, Indiana



**#14 SH'TOYA SANDERS**

6-0 | Forward | R-Jr.  
Fort Wayne, Indiana



**#15 CAMARA DOUGLAS**

5-11 | Forward | Fr.  
San Deigo, California



**#23 AMAYA JOHNS**

5-9 | Guard | Jr.  
Plainfield, Illinois



**#31 SOFIA RAJALA**

6-0 | Forward | So.  
Helsinki, Finland



**#32 KIERSTYN REPP**

5-10 | Guard | So.  
Archbold, Ohio



**NIECEE NELSON**

Head Coach  
Head Coach (3rd Season)  
Concordia Portland '02



**MARCIE ALBERTS**

Assistant Coach  
Ohio State '97



**HALEY SEIBERT**

Assistant Coach  
IPFW '15



**AKILAH SIMS**

Assistant Coach  
IUPUI '16



**KENDALL FESTERVAND**

Graduate Manager  
U of Texas at Dallas '18

## PRONUNCIATIONS

#00 - Jaelencia - JUH-len-see-uh

#12 - Anna Lappenküper - AHH-nuh LAH-pen-cooper

#13 - De'Jour - D-zuhr

#14 Sh'Toya - SHU-toy-yuh

#23 Amaya - UH-my-uh

#31 - Rajala - RUH-jah-Luh

#32 - Repp - Rep

Niecee - KNEE-see

Seibert - sigh-BURT



# PURDUE FORT WAYNE MASTODONS

OVERALL	LEAGUE	NON-LEAGUE	HOME	AWAY	NEUTRAL
4-8	0-0	4-8	3-3	1-5	0-0

**Head Coach:** Niecee Nelson  
**Alma Mater:** Concordia (OR) '02  
**Record at Fort Wayne:** 13-56 (3 years)  
**42nd Season in Program History**  
**All-Time Record:** 469-660

**Assistant Coaches:** Marcie Alberts,  
Haley Seibert and Akilah Sims  
**Team Captains:** De'Jour Young



## 00 • JAELENCIA WILLIAMS • (JUH-len-see-uh) • C • Fr. • 6-2 • Indianapolis, Ind. • Southport

Season	GP	GS	MPG	Pts	PPG	RPG	Ast	Blk	Stl	FG%	3FG%	FT%
	12	5	19.5	119	9.9	4.83	5	16	3	.566	.000	.516
Career	GP	GS	MPG	Pts	PPG	RPG	Ast	Blk	Stl	FG%	3FG%	FT%
	40	20	18.8	348	8.7	4.88	15	42	10	.504	.667	.600



## 3 • SIERRA BELL • G • Jr. • 5-7 • Danville, Ill. • Northeast C.C.

Season	GP	GS	MPG	Pts	PPG	RPG	Ast	Blk	Stl	FG%	3FG%	FT%
	8	0	15.3	51	6.4	3.13	18	2	13	.375	.273	.750
Career	GP	GS	MPG	Pts	PPG	RPG	Ast	Blk	Stl	FG%	3FG%	FT%
	8	0	15.3	51	6.4	3.13	18	2	13	.375	.273	.750



## 4 • ELLIE DYKSTRA • F • Fr. • 6-1 • Byron Center Mich. • Byron Center

Season	GP	GS	MPG	Pts	PPG	RPG	Ast	Blk	Stl	FG%	3FG%	FT%
	11	1	7.0	17	1.5	1.18	1	3	2	.615	.000	.500
Career	GP	GS	MPG	Pts	PPG	RPG	Ast	Blk	Stl	FG%	3FG%	FT%
	11	1	7.0	17	1.5	1.18	1	3	2	.615	.000	.500



## 5 • HANNAH HESS • G • So. • 5-9 • Oregon, Ohio • Clay H.S.

Season	GP	GS	MPG	Pts	PPG	RPG	Ast	Blk	Stl	FG%	3FG%	FT%
	12	3	22.6	78	6.5	2.92	20	2	11	.426	.341	.857
Career	GP	GS	MPG	Pts	PPG	RPG	Ast	Blk	Stl	FG%	3FG%	FT%
	39	5	16.3	175	4.5	1.74	35	4	21	.348	.294	.875



## 10 • HANNAH ALBRECHT • G • Fr. • 5-7 • Crown Point, Ind. • Saint Joseph's (IN)

Season	GP	GS	MPG	Pts	PPG	RPG	Ast	Blk	Stl	FG%	3FG%	FT%
	12	11	29.7	91	7.6	2.00	22	0	6	.389	.323	.778
Career	GP	GS	MPG	Pts	PPG	RPG	Ast	Blk	Stl	FG%	3FG%	FT%
	39	37	30.5	287	7.4	2.62	75	5	26	.390	.384	.821



## 12 • ANNA LAPPENKUPER • (AHH-nuh LAH-pen-cooper) • G • So. • 5-8 • Herne, Germany • Otto Hahn Gymnasium

Season	GP	GS	MPG	Pts	PPG	RPG	Ast	Blk	Stl	FG%	3FG%	FT%
	12	12	31.3	71	5.9	3.17	40	4	18	.355	.343	.625
Career	GP	GS	MPG	Pts	PPG	RPG	Ast	Blk	Stl	FG%	3FG%	FT%
	68	63	30.1	457	6.7	2.56	140	8	60	.362	.280	.764



## 13 • De'JOUR YOUNG • (D-zhur) • G • Jr. • 5-7 • Fort Wayne, Ind. • Concordia Lutheran


Season	GP	GS	MPG	Pts	PPG	RPG	Ast	Blk	Stl	FG%	3FG%	FT%
	12	12	33.5	162	13.5	6.75	23	7	20	.441	.333	.703
Career	GP	GS	MPG	Pts	PPG	RPG	Ast	Blk	Stl	FG%	3FG%	FT%
	97	86	29.4	1007	10.4	5.18	161	37	114	.398	.254	.747



## 14 • Sh'TOYA SANDERS • (SHU-toy-yuh) • F • Jr. • 6-0 • Fort Wayne, Ind. • Chicago State


Season	GP	GS	MPG	Pts	PPG	RPG	Ast	Blk	Stl	FG%	3FG%	FT%
	9	7	19.7	66	7.3	5.56	5	11	11	.444	.000	.556
Career	GP	GS	MPG	Pts	PPG	RPG	Ast	Blk	Stl	FG%	3FG%	FT%
	9	7	19.7	66	7.3	5.56	5	11	11	.444	.000	.556

**15** CAMERON CLARK (D/IL) (Jr.) 5' 5" 5-11, San Diego, Calif., Mount Miguel



## 15 • CAM DOUGLAS • (RUH-jah-Luh) • F • Fr. • 5-11 • San Deigo, Calif. • Mount Miguel


Season	GP	GS	MPG	Pts	PPG	RPG	Ast	Blk	Stl	FG%	3FG%	FT%
Career	GP	GS	MPG	Pts	PPG	RPG	Ast	Blk	Stl	FG%	3FG%	FT%



## 23 • AMAYA JOHNS • (UH-my-uh) • G • Fr. • 5-9 • Plainfield, Ill. • Oswego East

Season	GP	GS	MPG	Pts	PPG	RPG	Ast	Blk	Stl	FG%	3FG%	FT%
	3	0	4.3	4	1.3	0.67	0	1	1	.286	.000	.000
Career	GP	GS	MPG	Pts	PPG	RPG	Ast	Blk	Stl	FG%	3FG%	FT%
	3	0	4.3	4	1.3	0.67	0	1	1	.286	.000	.000

**31** · SOFIA RAJALA · (*RIIH-rah-lah*) · F · Fr · 6-0 · Helsinki, Finland · Mäkelänrinne Sports



## 31 • SOFIA RAJALA • (RUH-jah-Luh) • F • Fr. • 6-0 • Helsinki, Finland • Mäkelänrinne Sports

Season	2	0	3.0	1	0.5	0.50	1	0	0	.000	.000	.500
Career	GP	GS	MPG	Pts	PPG	RPG	Ast	Blk	Stl	FG%	3FG%	FT%
	12	1	4.8	14	1.2	0.67	1	0	0	.250	.167	.875

**32 • KIERSTYN REPP • (Rep) • G • Fr • 5-10 • Archbold, Ohio • Archbold**



## 32 • KIERSTYN REPP • (Rep) • G • Fr. • 5-10 • Archbold, Ohio • Archbold

Season	12	9	30.1	133	11.1	2.42	11	5	10	.405	.365	.800
Career	GP	GS	MPG	Pts	PPG	RPG	Ast	Blk	Stl	FG%	3FG%	FT%
	40	23	27.8	355	8.9	2.48	30	9	22	.363	.343	.760

NIECEE NELSON • Head Coach • **Career Record:** 13-56 • **Alma Mater:** Concordia Portland '01



## NIECEE NELSON • Head Coach • Career Record: 13-56 • Alma Mater: Concordia Portland '02

• KNEE-see • Enters 3rd season at the helm of the program. Named head coach on April 18, 2016.  
• 14th head coach in program history. • Was an assistant at Fort Wayne during 2004-05 season.  
• Played four years at Concordia. 2000-01 NAIA All-American and 1997-98 Conference Freshman of the Year.

Season High	Career High	Career Notes
21, vs Eastern Michigan, 12/8/18	Pts.....21, vs Eastern Michigan, 12/8/18	20-point games.....11
9, vs Goshen, 12/16/18	Reb.....10, at Illinois, 11/10/17	10-point games.....16
3, at Milwaukee, 12/1/18	Ast.....3, two times	10-rebound games.....1
1, three times	Stl.....2, at Belmont, 11/15/17	5-rebound games.....20
5, vs Goshen, 12/16/18	Blk.....5, vs Goshen, 12/16/18	Games with a block.....27
6, two times	FG.....7, vs South Dakota, 3/3/18	5-5 games.....1
9, vs Eastern Michigan, 12/8/18	FT.....9, vs Eastern Michigan, 12/8/18	

Season High	Career High	Career Notes
15, vs IU Kokomo, 11/6/18	Pts.....15, vs IU Kokomo, 11/6/18	10-point games.....1
8, vs IU Kokomo, 11/6/18	Reb.....8, vs IU Kokomo, 11/6/18	5-point games.....5
5, vs IU Kokomo, 11/6/18	Ast.....5, vs IU Kokomo, 11/6/18	5-rebound games.....3
8, vs IU Kokomo, 11/6/18	Stl.....8, vs IU Kokomo, 11/6/18	5-assist games.....1
5, vs IU Kokomo, 11/6/18	FG.....5, vs IU Kokomo, 11/6/18	3-steal games.....1
4, at Eastern Illinois, 11/15/18	3PT.....2, at Eastern Illinois, 11/15/18	5-5-5 games.....1
4, two times	FT.....4, two times	

Season High	Career High	Career Notes
6, vs Eastern Michigan, 12/8/18	Pts.....6, vs Eastern Michigan, 12/8/18	5-point games.....1
7, vs IU Kokomo, 11/6/18	Reb.....7, vs IU Kokomo, 11/6/18	5-rebound games.....1
1, at Western Michigan, 11/8/18	Ast.....1, at Western Michigan, 11/8/18	
1, two times	Stl.....1, two times	
2, vs IU Kokomo, 11/6/18	Blk.....2, vs IU Kokomo, 11/6/18	
3, vs Eastern Michigan, 12/8/18	FG.....3, vs Eastern Michigan, 12/8/18	
1, vs Taylor, 11/12/18	FT.....1, vs Taylor, 11/12/18	

Season High	Career High	Career Notes
16, vs Taylor, 11/12/18	Pts.....16, vs Taylor, 11/12/18	10-point games.....4
7, two times	Reb.....7, two times	5-point games.....16
7, at Eastern Illinois, 11/15/18	Ast.....7, at Eastern Illinois, 11/15/18	5-rebound games.....3
3, vs Taylor, 11/12/18	Stl.....3, vs Taylor, 11/12/18	3-three's games.....4
6, vs Taylor, 11/12/18	FG.....6, vs Taylor, 11/12/18	3-steal games.....1
4, vs Taylor, 11/12/18	3PT.....4, vs Taylor, 11/12/18	
3, vs Eastern Michigan, 12/8/18	FT.....3, two times	

Season High	Career High	Career Notes
15, at Loyola-Chicago, 11/29/18	Pts.....23, at Maryville, 1/5/17 *	20-point games.....1
6, at Evansville, 11/20/18	Reb.....7, two times *	10-point games.....12
5, vs Valparaiso, 12/19/18	Ast.....8, vs Bellarmine, 1/28/17 *	5-rebound games.....6
1, two times	Stl.....3, six times *	5-assist games.....2
6, two times	FG.....10, vs Bellarmine, 1/28/17 *	3-three's games.....3
3, at Loyola-Chicago, 11/29/18	3PT.....3, six times *	3-steal games.....2
2, two times	FT.....7, vs Denver, 1/6/18	

Season High	Career High	Career Notes
12, vs Valparaiso, 12/19/18	Pts.....19, at Xavier, 11/29/17	10-point games.....20
5, vs IU Kokomo, 11/6/18	Reb.....6, at Illinois, 11/10/17	5-point games.....44
7, vs Goshen, 12/16/18	Ast.....7, two times	5-rebound games.....7
3, two times	Stl.....3, four times	5-assist games.....7
5, vs Valparaiso, 12/19/18	FG.....7, at Xavier, 11/29/17	3-three's games.....4
3, at Loyola-Chicago, 11/29/18	3PT.....3, four times	3-steal games.....4
4, at Evansville, 11/20/18	FT.....8, vs Loyola-Chicago, 11/12/17	

Season High	Career High	Career Notes
22, vs IU Kokomo, 11/6/18	Pts.....23, vs Eastern Illinois, 12/8/17	Double-Double.....5
14, vs Valparaiso, 12/19/18	Reb.....14, vs Valparaiso, 12/19/18	20-point games.....8
4, two times	Ast.....5, three times	10-point games.....49
4, at Evansville, 11/20/18	Stl.....5, vs Grace, 11/16/2015	10-rebound games.....7
8, vs Goshen, 12/16/18	FG.....9, vs Eastern Illinois, 12/8/17	5-assist games.....3
3, at Loyola-Chicago, 11/29/18	3PT.....3, two times	5-5-5 games.....3
8, vs Eastern Michigan, 12/8/18	FT.....8, two times	

Season High	Career High	Career Notes
13, two times	Pts.....38, at Northern Illinois, 11/22/16 *	10-point games.....3
11, at Western Michigan, 11/8/18	Reb.....23, at Northern Illinois, 11/22/16 *	5-point games.....6
2, two times	Ast.....3, three times *	10-rebound games.....1
3, two times	Stl.....5, three times *	5-rebound games.....5
3, vs IU Kokomo, 11/6/18	Blk.....6, two times *	Games with a block.....5
6, two times	FG.....11, at Northern Illinois, 11/22/16 *	
4, vs SIUE, 11/24/18	FT.....15, at Northern Illinois, 11/22/16 *	

Season High	Career High	Career Notes
4, vs Goshen, 12/16/18	Pts.....4, vs Goshen, 12/16/18	
2, vs Goshen, 12/16/18	Reb.....2, vs Goshen, 12/16/18	
	Ast.....	
1, vs Goshen, 12/16/18	Blk.....1, vs Goshen, 12/16/18	
1, vs Goshen, 12/16/18	FG.....1, vs Goshen, 12/16/18	
2, vs Goshen, 12/16/18	FT.....2, vs Goshen, 12/16/18	

Season High	Career High	Career Notes
2, two times	Pts.....2, two times	
1, two times	Reb.....1, two times	
	Ast.....	
1, two times	Stl.....1, two times	
1, two times	FG.....1, two times	
	3PT.....	
	FT.....	

Season High	Career High	Career Notes
1, vs Goshen, 12/16/18	Pts.....4, at South Dakota, 1/13/18	Member of the Finish National Team.
1, vs Goshen, 12/16/18	Reb.....2, three times	
1, vs Goshen, 12/16/18	Ast.....1, vs Goshen, 12/16/18	
	Blk.....	
	FG.....1, two times	
	3PT.....1, vs Western Illinois, 12/30/17	Missed most of the 2017-18 season due to injury.
1, vs Goshen, 12/16/18	FT.....4, at South Dakota, 1/13/18	

Season High	Career High	Career Notes
20, vs Goshen, 12/16/18	Pts.....23, at North Dakota State, 1/20/18	20-point games.....2
7, at Evansville, 11/20/18	Reb.....7, at Evansville, 11/20/18	10-point games.....17
3, two times	Ast.....3, two times	5-point games.....27
3, vs Eastern Michigan, 12/8/18	Stl.....3, vs Eastern Michigan, 12/8/18	3-steal games.....1
8, vs Goshen, 12/16/18	FG.....8, two times	3-three's games.....18
5, at Eastern Illinois, 11/15/18	3PT.....7, at North Dakota State, 1/20/18	Games with a 3.....29
3, vs Eastern Michigan, 12/8/18	FT.....3, three times	

• Was an assistant coach at the University of San Diego for 11 seasons.  
• Helped lead San Diego to an overall record of 222-124 since 2005, including five consecutive 20-win seasons and WNIT appearances.  
• Niecee and her husband, Steve, have two children: son Sebastian and daughter Skyler.