

PURDUE — FORT WAYNE —

PURDUE FORT WAYNE RECORD

OVERALL: 3-7	LOSS-4
SUMMIT LEAGUE: 0-0	LOSS-10
NON-LEAGUE: 3-7	LOSS-4
HOME: 2-2	LOSS-2
AWAY: 1-5	LOSS-2
NEUTRAL: 0-0	LOSS-1

2018-19 SCHEDULE

NOVEMBER (3-5)

6	IU KOKOMO	W, 87-50
8	at Western Michigan	L, 69-61
12	TAYLOR	W, 84-74
15	at Eastern Illinois	L, 72-63
18	at Purdue	L, 78-44
20	at Evansville	W, 72-66
24	SIUE	L, 57-49
29	at Loyola-Chicago	L, 81-67

DECEMBER (0-2)

1	at Milwaukee	L, 70-48
8	Eastern Michigan	L, 87-72
16	Goshen	2 P.M.
19	Valparaiso	7 P.M.
28	at North Dakota State	6 P.M.
30	at North Dakota	2 P.M.

JANUARY (0-0)

3	SOUTH DAKOTA STATE	5 P.M.
9	ORAL ROBERTS	7 P.M.
12	at South Dakota	2 P.M.
19	at Western Illinois	5:30 P.M.
23	OMAHA	7 P.M.
26	DENVER	3 P.M.
30	at Oral Roberts	8 P.M.

FEBRUARY (0-0)

2	SOUTH DAKOTA	2 P.M.
6	WESTERN ILLINOIS	7 P.M.
13	at Denver	9 P.M.
16	at Omaha	2 P.M.
20	at South Dakota State	8 P.M.
28	NORTH DAKOTA	5 P.M.

MARCH (0-0)

2	NORTH DAKOTA STATE	2 P.M.
SUMMIT LEAGUE TOURNAMENT (Mar. 8-11)		
8-9	Quarterfinals	TBD
10	Semifinals	TBD
11	Championship	TBD

• Summit League Matches

CAPS/BOLD = Home Matches | All Times Eastern

PURDUE FORT WAYNE REFERENCES

As a part of university changes beginning July 1, 2018, we respectfully ask to refer to any athletic-related subjects as "Purdue Fort Wayne" or the "Purdue Fort Wayne Mastodons." **PLEASE DO NOT IN ANY CONTEXT** refer to any team as "IPFW" or "Indiana University - Purdue University Fort Wayne" as it **no longer exists**. Please **do not** use "Lady 'Dons" when referring to women's teams.



LAST GAME:

L, 87-72 vs. Eastern Michigan (Dec. 8)

COACH:

Niecee Nelson | 3rd Season

SCORING LEADER:

De'Jour Young | 13.0 ppg

REBOUNDING LEADER:

De'Jour Young | 5.9 rpg

ASSIST LEADER:

Anna Lappenkuper | 2.9 apg

STEAL LEADER:

De'Jour Young | 1.7 spg

BLOCK LEADER:

Jaelencia Williams | 1.1 bpg

GAMEDAY INFORMATION

WHEN: December 16 | 2 p.m.

WHERE: Fort Wayne, Ind. | Gates Sports Center (1,800)

LIVE STATS: Purdue Fort Wayne Live Stats

LIVE AUDIO: Purdue Fort Wayne Stretch Internet

LIVE VIDEO: Purdue Fort Wayne Broadcast

SERIES HISTORY: Goshen leads 6-3

LAST MEETING: Purdue Fort Wayne 75, Goshen 45 | February 18, 1984 | Fort Wayne, Ind.

MASTODON PROBABLE STARTERS (SUBJECT TO CHANGE)



Jaelencia Williams 6-2 So.
Indianapolis, Ind. / Southport

GP	GS	PPG	RPG	Ast	FG%	3FG%	FT%
10	3	9.1	4.10	4	.516	.000	.509



Hannah Albrecht 5-7 Jr.
Crown Point, Ind. / Crown Point H.S. / Saint Joseph's (IN)

GP	GS	PPG	RPG	Ast	FG%	3FG%	FT%
10	9	7.4	1.90	16	.377	.346	.778



Anna Lappenkuper 5-8 Jr.
Herne, Germany / Otto Hahn Gymnasium

GP	GS	PPG	RPG	Ast	FG%	3FG%	FT%
10	10	5.6	3.40	29	.344	.333	.625



De'Jour Young 5-7 Sr.
Fort Wayne, Ind. / Concordia Lutheran

GP	GS	PPG	RPG	Ast	FG%	3FG%	FT%
10	10	13.0	5.90	17	.412	.364	.704



Kierstyn Repp 5-10 So.
Archbold, Ohio / Archbold

GP	GS	PPG	RPG	Ast	FG%	3FG%	FT%
10	7	10.0	2.60	6	.402	.364	.750

WOMEN'S BASKETBALL

PURDUE FORT WAYNE MASTODONS

3-7, 0-0 SUMMIT LEAGUE

VS

GOSHEN MAPLE LEAFS

6-7, 0-5 CROSSROADS LEAGUE



GOSHEN
MAPLE LEAFS

LAST GAME:

L, 75-48 at Taylor (Dec. 8)

COACH:

Stephanie Miller | 8th Season

SCORING LEADER:

Graysen Cockerham | 13.5 ppg

REBOUNDING LEADER:

Taniece Chapman | 6.8 rpg

ASSIST LEADER:

Haley Archibeque | 4.4 apg

STEAL LEADER:

Graysen Cockerham | 2.7 spg

BLOCK LEADER:

Keyaira Murff | 1.3 bpg

TALE OF THE TAPE

CATEGORY	'DONS	GC
POINTS SCORED	64.7	62.6
POINTS ALLOWED	70.4	66.4
FG PCT.	.44	.394
OPP. FG PCT.	.427	.386
3-POINT PCT.	.348	.336
OPP. 3-POINT PCT.	.359	.340
FREE THROW PCT.	.649	.658
REBOUNDS	32.8	37.2
REBOUND MARGIN	-4.4	+3.6
ASSISTS	11.5	12.8
TURNOVERS	15.9	20.1
STEALS	8.0	8.7
BLOCKED SHOTS	3.9	1.8

GoMastodons.com/WBBstats



@MastodonWBB

@GoMastodons

#GoDons

2018-19 SUMMIT LEAGUE STANDINGS

(as of 12/11/2018)

Team	Summit				Overall					
	Rec.	Pct.	PF	PA	Rec.	Pct.	PF	PA	Last 10	Strk.
South Dakota	0-0	0.000	0	0	9-1	0.900	769	563	9-1	Won 7
Denver	0-0	0.000	0	0	7-3	0.700	839	730	7-3	Lost 1
South Dakota State	0-0	0.000	0	0	6-3	0.667	635	577	6-3	Won 3
Omaha	0-0	0.000	0	0	5-4	0.556	539	502	5-4	Won 1
Oral Roberts	0-0	0.000	0	0	5-5	0.500	714	670	5-5	Lost 1
Purdue Fort Wayne	0-0	0.000	0	0	3-7	0.300	647	704	3-7	Lost 4
Western Illinois	0-0	0.000	0	0	3-8	0.273	802	857	3-7	Lost 3
North Dakota	0-0	0.000	0	0	2-7	0.222	497	627	2-7	Lost 3
North Dakota State	0-0	0.000	0	0	2-7	0.222	532	618	2-7	Lost 6

2018-19 SUMMIT LEAGUE PLAYERS OF THE WEEK

Date	Player	Pos.	School	Feb. 18
Nov. 12	Taylor Frederick	F	South Dakota	Feb. 25
Nov. 19	Macy Miller	G	South Dakota State	
Nov. 26	Madison Nelson	F	Denver	
Dec. 3	Lexi Klabo	F	North Dakota	
Dec. 10	Hannah Sjerven	C	South Dakota	
Dec. 17				
Dec. 26				
Jan. 2				
Jan. 7				
Jan. 15				
Jan. 21				
Jan. 28				
Feb. 4				
Feb. 12				

SUMMIT LEAGUE COMPOSITE SCHEDULE

Friday, November 23

Lamar 110, Denver 117
North Dakota State 68, Pacific 75
Baylor 72, South Dakota State 66

Saturday, November 24

Oral Roberts 81, Texas State 64
North Texas 92, North Dakota State 78
St. Bonaventure 62, Denver 76
Buffalo 61, South Dakota State 55
South Dakota 64, Montana 41

Sunday, November 25

Omaha 57, Florida A&M 50

Tuesday, November 27

North Dakota 63, Rhode Island 77
William Woods 73, Western Illinois 81

Wednesday, November 28

North Dakota State 63, Northern Ill. 81
North Dakota 59, Massachusetts 52
Oral Roberts 61, Arkansas 74
Iowa State 59, South Dakota 64

Thursday, November 29

Omaha 51, Detroit Mercy 42
Green Bay 47, South Dakota State 77

Saturday, December 1

Green Bay 49, South Dakota 55
Loyola Marymount 75, Denver 104
Southern Utah 59, Oral Roberts 64

Sunday, December 2

Kansas City 69, North Dakota State 59
Austin Peay 75, Western Illinois 77

Monday, December 3

Central Christian 47, Oral Roberts 94

Tuesday, December 4

Western Illinois 68, Bradley 82
South Dakota State 71, Chattanooga 54
South Dakota 85, Missouri State 74
North Dakota 60, Northern Iowa 64
Denver 74, Wyoming 78

Thursday, December 6

UTA 80, Oral Roberts 62

Friday, December 7

Milwaukee 64, North Dakota 46
Eastern Illinois 64, Western Illinois 62

Saturday, December 8

Northern Illinois 86, Western Illinois 61
Drake 71, South Dakota State 80
Denver 71, Southern Utah 70

Sunday, December 9

North Dakota 35, Iowa State 87
Milwaukee 57, North Dakota State 55
Bakersfield 46, Omaha 53
Bellevue 40, South Dakota 79

Tuesday, December 11

Denver 64, New Mexico State 66

Wednesday, December 12

Oregon at South Dakota State 8 P.M.

Friday, December 14

Oral Roberts at Sam Houston State 7:30 P.M.
Savannah State at South Dakota State 8 P.M.

Saturday, December 15

South Dakota at Missouri 4 P.M.
Denver at Nebraska TBA

Sunday, December 16

North Dakota State at Valparaiso 2 P.M.
Oral Roberts at Houston Baptist 3 P.M.

Tuesday, December 18

South Dakota State at Montana State 9 P.M.

Wednesday, December 19

Samford at Denver 1 P.M.
North Dakota at Stetson 1 P.M.
Grambling at South Dakota 1:30 P.M.
San Francisco at North Dakota State 3 P.M.

Thursday, December 20

Loyola Marymount at South Dakota 4 P.M.
UTEP at Western Illinois 5:30 P.M.
South Dakota State at Wyoming 8:30 P.M.

Friday, December 21

North Dakota State at Stetson 11 A.M.
Denver at Colorado State 2 P.M.
Indiana at South Dakota 4 P.M.
Furman at Western Illinois 5:30 P.M.
Oral Roberts at Oklahoma State 8 P.M.

PURDUE FORT WAYNE AT A GLANCE

GENERAL INFO

Address	2101 E. Coliseum Blvd.
City/Zip	Fort Wayne, IN / 46805
Founded	1964
Enrollment	10,414
Nickname	Mastodons
Colors	Gold and Black
Affiliation	NCAA Division I
Conference	The Summit League
Chancellor	Dr. Ron Elsenbaumer
Athletic Director	Kelley Hartley Hutton

MEDIA SERVICES

Asst. Director / WBB Contact	Brian Alden
E-mail	aldenbs@pfw.edu
Office Phone	(260) 481-6646
Cell Phone	(859) 468-8963
Office Fax	(260) 481-6002

COACHING STAFF

Head Coach	Niecee Nelson
Alma Mater 'Yr.	Concordia Portland '02
Record at School/Yrs.	12-55 / 3rd
Career Record/Yrs.	Same
Assistant Coach	Marcie Alberts (6th season)
Alma Mater 'Yr.	Ohio State '97
Assistant Coach	Haley Seibert (4th season)
Alma Mater 'Yr.	IPFW '15
Assistant Coach	Akilah Sims (1st season)
Alma Mater 'Yr.	IUPUI '16

SEASON IN REVIEW

2017-18 Overall Record	4-24
2017-18 Summit Record/Finish	1-13 / 8th
Letterwinners Returning/Lost	7 / 5
Starters Returning/Lost	4 / 1
Newcomers	5

HISTORY

First Year of Varsity Basketball	1976-77
First Year of NCAA Division I Basketball	2001-02
First Year in The Summit League	2007-08
All-Time Record	468-659
All-Time Division I Record	164-342
All-Time Summit League Record	71-112
All-time NCAA Tournament Record	0-3
Last NCAA Appearance	3/7/1996
Result	L, 71-79 vs. Lake Superior State
Years in Post-Season play	12
Last Post-Season Game	3/19/2014 (WBI)
Result	L, 84-71 at UIC

First Varsity Game	12/9/76 at Huntington; L, 41-38
500th Game	1/9/97 at Saint Joseph's (IN); W, 73-61
750th Game	1/25/06 vs. Butler; L, 70-60
1,000th Game	3/19/14 at UIC; L, 84-71

First Program Victory	12/11/76 vs. Grace; W, 72-31
250th Program Victory	2/10/96 at Kentucky Wesleyan; W, 91-76

Conference/Membership Affiliations

AIAW Independent	1976-77 to 1981-82
NCAA D-III Independent	1982-83 to 1983-84
NCAA D-II Great Lakes Valley Conference	1984-85 to 2000-01
NCAA D-I Independent	2001-02 to 2006-07
NCAA D-I The Summit League	2007-08 to present

PURDUE FORT WAYNE MASTODONS ROSTER

No.	Name	Ht.	Pos.	Cl.	Hometown	High School / Previous School
00	Jaelencia Williams (<i>JUH-len-see-uh</i>)	6-2	C	So.	Indianapolis, Ind.	Southport
3	Sierra Bell	5-7	G	Jr.	Danville, Ill.	Schlarman Academy / Northeast Community College
4	Ellie Dykstra	6-1	F	Fr.	Byron Center Mich.	Byron Center
5	Hannah Hess	5-10	G	R-So.	Oregon, Ohio	Clay
10	Hannah Albrecht	5-7	G	Jr.	Crown Point, Ind.	Crown Point / Saint Joseph's (IN)
12	Anna Lappenküper (<i>AHH-nuh LAH-pen-cooper</i>)	5-8	G	Jr.	Herne, Germany	Otto Hahn Gymnasium
13	De'Jour Young (<i>D-zhur</i>)	5-7	G	Sr.	Fort Wayne, Ind.	Concordia Lutheran
14	Sh'Toya Sanders (<i>SHUH-toy-yuh</i>)	6-0	F	R-Jr.	Fort Wayne, Ind.	Wayne / Chicago State
15	Cam Douglas	5-11	F	Fr.	San Deigo, Calif.	Mount Miguel
23	Amaya Johns (<i>UH-my-yuh</i>)	5-9	G	Fr.	Plainfield, Ill.	Oswego East
31	Sofia Rajala (<i>RUH-jah-Luh</i>)	6-0	F	So.	Helsinki, Finland	Mäkelänrinne Sports
32	Kierstyn Repp (<i>Rep</i>)	5-10	G	So.	Archbold, Ohio	Archbold

Head Coach: Niecee Nelson (*KNEE-see*)
Assistant Coaches: Marcie Alberts, Haley Seibert (*sigh-BERT*) and Akilah Sims
Graduate Manager: Kendall Festervand

GOSHEN MAPLE LEAFS ROSTER

No.	Name	Cl.	Pos.	Ht.	Hometown	Previous School
5	Logan Kyre (<i>KY-er</i>)	So.	G/F	5-7	Olivet, Mich.	Olivet
10	Haley Archibeque (<i>ARCH-i-BECK</i>)	Sr.	G	5-3	Sylvania, Ohio	Sylvania Northview
20	Caitlyn O'Neal	Sr.	G	5-5	Russiaville, Ind.	Davis & Elkins College
22	Mariah Roe (<i>muh-RYE-uh</i>)	So.	G	5-6	Kettering, Ohio	Kettering Fairmont
23	Kiarah Copeland (<i>key-ARR-uh</i>)	Fr.	G	5-5	Wyoming, Mich.	Wyoming
24	Emily Brandeberry	Fr.	G/F	5-8	Maumee, Ohio	Anthony Wayne
25	Alyson Prigge (<i>PRIG-ee</i>)	Jr.	F	5-11	Hamler, Ohio	Patrick Henry
32	Claire Rauck (<i>ROWK</i>)	So.	G/F	5-9	Sellersburg, Ind.	Providence
33	Keyaira Murff (<i>key-AIR-uh</i>)	So.	C	6-1	Indianapolis, Ind.	Lawrence Central
34	TaNiece Chapman (<i>tuh-NIECE</i>)	Fr.	F/C	5-10	Fort Wayne, Ind.	South Side
35	Sydney Stein STYNE	Sr.	F	5-9	Clayton, Ind.	Cascade
40	Graysen Cockerham (<i>COCK-er-um</i>)	Fr.	G/F	5-9	Brighton, Mich.	Hartland

Head Coach: Stephanie Miller
Assistant Coaches: Vinnie Granato, Jo'Mani Thomas, Jaime Stack Applegate, Andrew Snyder and Kami Angle

All-Time Results vs. Goshen

02/27/1977	N	Goshen	L, 43-55	Valparaiso, Ind.
12/08/1978	A	Goshen	L, 50-66	Goshen, Ind.
02/23/1979	A	Goshen	L, 45-61	Goshen, Ind.
12/07/1979	A	Goshen	L, 33-61	Goshen, Ind.
02/24/1981	A	Goshen	W, 47-45	Goshen, Ind.
02/20/1982	H	GOSHEN	L, 58-75	Fort Wayne, Ind.
02/25/1982	A	Goshen	L, 51-65	Goshen, Ind.
02/19/1983	A	Goshen	W, 78-56	Goshen, Ind.
02/18/1984	H	GOSHEN	W, 75-45	Fort Wayne, Ind.
11/06/2014	H	Goshen (exhib.)	W, 98-65	Fort Wayne, Ind.
11/04/2015	H	Goshen (exhib.)	W, 82-67	Fort Wayne, Ind.

Overall: 3-6
League: 0-0
Home: 1-1
Away: 2-4
Neutral: 0-1

Mastodons vs.

18-19 OPPONENTS	All-Time	Under Nelson
Denver	3-8	0-4
Eastern Illinois	2-4	1-1
Eastern Michigan	0-2	0-1
Evansville	2-1	1-0
Goshen	3-6	0-0
IU Kokomo	1-0	1-0
Loyola-Chicago	1-2	1-1
Milwaukee	2-5	0-2
North Dakota	0-1	0-0
North Dakota State	9-18	1-3
Omaha	6-6	2-2
Oral Roberts	5-14	0-4
Purdue	0-6	0-1
SIUE	9-11	0-1
South Dakota	3-12	0-4
South Dakota State	1-31	0-4
Taylor	7-4	1-0
Valparaiso	5-11	0-1
Western Illinois	10-13	0-4
Western Michigan	1-5	0-2
TOTALS	70-160	8-35

ON THIS DATE... DECEMBER 16 (2-3)

2017	at #23/21 Michigan	L, 77-45
2012	at Michigan State	L, 36-64
2007	at Duquesne	L, 74-83
2000	WAYNE STATE (MI)	W, 75-54
1989	SOUTHERN INDIANA	W, 104-72

ALL-TIME IN DECEMBER... BY DAY AND LOCATION

Sunday	7-21
Monday	5-10
Tuesday	13-21
Wednesday	8-16
Thursday	19-18
Friday	12-17
Saturday	47-46

Home	75-50
Away	27-92
Neutral	9-7

ALL-TIME RECORD... BY DAY OF THE WEEK

Sunday	15-45
Monday	37-53
Tuesday	48-61
Wednesday	37-52
Thursday	104-133
Friday	33-54
Saturday	190-256

ALL-TIME RECORD... BY MONTH

November	65-94
December	111-149
January	135-212
February	140-174
March	17-30

Mastodons vs.

CROSSROADS	All-Time	Under Nelson
Bethel	1-0	0-0
Goshen	3-6	0-0
Grace	14-2	0-0
Huntington	7-7	0-0
Indiana Wesleyan	2-6	0-0
Marian	4-3	0-0
Mount Vernon Nazarene	0-0	0-0
Saint Francis (IN)	14-9	0-0
Spring Arbor	0-1	0-0
Taylor (IN)	7-4	1-0
TOTALS	52-38	1-0

HEAD COACH NIECEE NELSON

Niecee Nelson was appointed as Fort Wayne's women's basketball head coach on April 18, 2016. An assistant coach at the University of San Diego for 11 seasons, she is the 14th head coach in the 40-year history of the program. Nelson is no stranger to Fort Wayne, however, having served as an assistant coach for the Mastodons for one season during 2004-05, after getting her start in coaching as a graduate assistant at the University of Wyoming for two seasons (2002-04).

Nelson helped lead San Diego to an overall record of 222-124 since 2005, including five consecutive 20-win seasons and postseason WNIT appearances. The Toreros, under the direction of head coach Cindy Fisher, made one NCAA Tournament appearance since '05, winning the WCC Tournament in 2008, and have made six overall appearances in the WNIT, first advancing to the event in 2007. USD was 25-8 in 2015-16, tying for the second-most wins in program history while advancing to the third round of the WNIT.

Nelson's on court responsibilities at USD included point guard and shooting guard development, while serving as the program's offensive coordinator. She has helped develop 13 All-WCC First Team guards, including Dominique Conners, a three-time honoree and USD's all-time leader in points and steals. Nelson also helped develop Amanda Rego, the program's only WCC Player of the Year (2006-07), who was the national assist leader that season, and is the school's career leader in assists.

Nelson's off court responsibilities at USD included serving as the program's academic coordinator, budget management and ordering of team equipment, including uniforms and apparel, as well as managing team travel. Additionally, she shared in the duties of recruiting as well as the opponent scouting and game strategy. Nelson has also assisted in creating practice plans and individual workouts.

Nelson was an assistant at Fort Wayne during 2004-05, with primary responsibilities in team travel, post player development, marketing and academic support. Within two months of arriving at Fort Wayne, she was promoted to recruiting coordinator, leading the charge in overseas recruiting into Brazil and Europe.

Prior to Fort Wayne, Nelson served as a graduate assistant at Wyoming with Coach Fisher. She worked closely with the staff and team on practice and game day coaching, individual workouts, academic support, film exchange, and guard and post development.

Nelson earned 2001 NAIA All-America honors at Concordia University in Portland, Oregon. A two-time team captain, she was named to the 2001 Lutheran Brotherhood All-America Team. Nelson was a two-time All-Cascade Conference First Team selection (2001, 2002), and the 1998 Cascade Conference Freshman of the Year.

Nelson graduated from Concordia in 2002 with a Bachelor of Arts degree in Education with an emphasis in Elementary Education, adding minors in Business Marketing and Psychology. She earned a Master of Science degree in Kinesiology and Health with an emphasis in Health Promotion from Wyoming in 2004.

Niecee and her husband, Steve, have two children: son Sebastian and daughter Skyler.

PURDUE FORT WAYNE IN SUMMIT LEAGUE AND NCAA STATISTICS

TEAM	Statistic	(of 349) NCAA	(of 9) Summit
Assist Turnover Ratio	0.72	225	6
Assists	115	172	7
Assists Per Game	11.5	271	7
Blocked Shots	39	54	2
Blocked Shots Per Game	3.9	89	3
Fewest Fouls	175	275	5
Fewest Turnovers	159	251	6
Field-Goal Percentage	41.4	133	4
Field-Goal Percentage Defense	42.7	284	7
Free Throw Attempts	171	90	5
Free Throws Made	111	125	6
Free-Throw Percentage	64.9	251	7
Personal Fouls Per Game	17.5	164	4
Rebound Margin	-4.3	279	8
Rebounds	331	165	8
Rebounds Per Game	33.1	321	9
Scoring Defense	70.4	292	7
Scoring Margin	-5.7	268	7
Scoring Offense	64.7	180	6
Steals	80	103	4
Steals Per Game	8	176	4
Three Pt FG Defense	35.9	315	8
Three-Point Field Goals Attempted	201	81	5
Three-Point Field Goals Made	70	63	5
Three-Point Field Goals Per Game	7	98	6
Three-Point Field-Goal Percent	34.8	70	4
Turnover Margin	-0.5	216	7
Turnovers Forced	15.4	250	6
Turnovers Per Game	15.9	150	5

INDIVIDUAL

	Statistic	NCAA	Summit
Blocked Shots			
Jaelencia Williams	11	139	6
Blocked Shots Per Game			
Sh'Toya Sanders	1.13	203	6
Jaelencia Williams	1.1	228	8
Free Throw Attempts			
De'Jour Young	54	37	3
Jaelencia Williams	53	42	4
Free Throws Made			
De'Jour Young	38	46	4
Minutes Played			
De'Jour Young	340:55	51	2
Anna Lappenküper	306:25	148	6
Minutes Played Per Game			
De'Jour Young	34.09	132	3
Three-Point Field Goals Attempted			
Kierstyn Repp	66	68	3
Three-Point Field Goals Made			
Kierstyn Repp	24	66	4
Three-Point Field Goals Per Game			
Kierstyn Repp	2.4	124	5
Three-Point Field-Goal Percentage			
Kierstyn Repp	36.4	150	6

As of 12/11

Does not include teams reclassifying

Season and Career Totals 2018-19 Career

DOUBLE-DOUBLES

De'Jour Young	-	4
---------------	---	---

20-PLUS POINT GAMES

De'Jour Young	2	6
Hannah Albrecht	-	1
Kierstyn Repp	-	1
Jaelencia Williams	1	1

DOUBLE-DIGIT SCORING GAMES

De'Jour Young	7	46
Anna Lappenküper	1	19
Jaelencia Williams	2	13
Kierstyn Repp	5	15
Hannah Albrecht	3	10
Hannah Hess	2	4
Sh'Toya Sanders	3	3
Sierra Bell	1	1

10-PLUS REBOUND GAMES

De'Jour Young	-	6
Jaelencia Williams	-	1
Sh'Toya Sanders	1	1

5-PLUS ASSIST GAMES

Anna Lappenküper	1	5
De'Jour Young	-	3
Sierra Bell	1	1
Hannah Hess	1	1

3-PLUS STEAL GAMES

De'Jour Young	2	12
Anna Lappenküper	1	5
Hannah Albrecht	-	3
Sierra Bell	1	1
Hannah Hess	1	1
Kierstyn Repp	1	1

3-PLUS THREE-POINT FG GAMES

Kierstyn Repp	6	16
Anna Lappenküper	1	4
Hannah Hess	2	4
Hannah Albrecht	1	3
De'Jour Young	1	1

STARTS

De'Jour Young	10	84
Anna Lappenküper	10	59
Hannah Albrecht	9	35
Kierstyn Repp	7	22
Jaelencia Williams	3	18
Sh'Toya Sanders	7	7
Hannah Hess	3	5
Sofia Rajala	-	1
Ellie Dykstra	1	1

5-5-5 GAMES

At least 5 in three categories (pts, rbs, ast, stl or blk)		
De'Jour Young	-	3
Sierra Bell	1	1

Single Game Stat Leaders 2018-19 Career

TEAM LEADER IN POINTS

De'Jour Young	6	30
Jaelencia Williams	1	8
Kierstyn Repp	1	5
Anna Lappenküper	-	4
Hannah Albrecht	1	3
Sh'Toya Sanders	1	1

TEAM LEADER IN REBOUNDS

De'Jour Young	4	39
Jaelencia Williams	1	14
Sh'Toya Sanders	5	5
Anna Lappenküper	-	1
Hannah Albrecht	-	1
Kierstyn Repp	-	1
Sierra Bell	1	1

TEAM LEADER IN ASSISTS

De'Jour Young	2	22
Anna Lappenküper	6	19
Hannah Albrecht	1	12
Hannah Hess	1	2
Jaelencia Williams	1	2
Kierstyn Repp	-	1
Sierra Bell	1	1

TEAM LEADER IN STEALS

De'Jour Young	4	32
Anna Lappenküper	2	13
Hannah Albrecht	1	8
Hannah Hess	2	7
Kierstyn Repp	3	6
Jaelencia Williams	-	3
Sierra Bell	3	3
Sh'Toya Sanders	2	2

TEAM LEADER IN BLOCKS

De'Jour Young	-	20
Jaelencia Williams	4	20
Anna Lappenküper	2	5
Sh'Toya Sanders	4	4
Kierstyn Repp	1	3
Hannah Hess	-	1
Hannah Albrecht	-	1
Sierra Bell	1	1

POINTS OFF THE BENCH

Jaelencia Williams	3	12
Hannah Hess	4	9
Kierstyn Repp	1	6
De'Jour Young	-	4
Sierra Bell	4	4
Anna Lappenküper	-	3
Hannah Albrecht	1	1

Miscellaneous Game Stats

SCORES FIRST

Fort Wayne	4
Opponents	6

HOW MASTODONS SCORED FIRST POINT

Free Throw	2
Jumper	4
Layup	2
Three-Pointer	2

FIRST MASTODON POINT SCORED BY

Jaelencia Williams	3
Kierstyn Repp	2
Hannah Albrecht	2
De'Jour Young	1
Sierra Bell	1
Sh'Toya Sanders	1

SCORING RUNS OF 10-0 OR BETTER

Fort Wayne	4
Opponents	8

TIP-OFFS CONTROLLED

Fort Wayne	7
Opponents	3

Sh'Toya Sanders	5/7	(.714)
Jaelencia Williams	2/2	(1.000)
Ellie Dykstra	0/1	(.000)

MASTODONS FIRST SUBSTITUTION

Hannah Hess	6
Jaelencia Williams	3
Sierra Bell	2
Kierstyn Repp	1
Sh'Toya Sanders	1

PLAYERS FOULED OUT

Fort Wayne	3
Opponents	1

De'Jour Young	1	4
Anna Lappenküper	-	2
Kierstyn Repp	1	2
Hannah Albrecht	1	1

THREE- AND FOUR-POINT PLAYS

Fort Wayne	8
Opponents	4

De'Jour Young	2	16
Jaelencia Williams	2	7
Anna Lappenküper	-	4
Hannah Albrecht	1	2
Sierra Bell	2	2
Hannah Hess	1	1

BENCH POINTS

Purdue Fort Wayne	213 (21.3 ppg.)
Opponents	193 (19.3 ppg.)

LARGEST HALFTIME LEAD

21 (47-26) vs IU Kokomo (11/6/18)

LARGEST HALFTIME DEFICIT

22 (39-17) at Purdue (11/18/18)

LARGEST WIN

37 (87-50) vs IU Kokomo (11/6/18)

LARGEST DEFEAT

34 (78-44) at Purdue (11/18/18)

LARGEST LEAD

39 (87-48, 1:15, 4th) vs IU Kokomo (11/6/18)

LARGEST DEFICIT

40 (77-37, 3:00, 4th) at Purdue (11/18/18)

LARGEST DEFICIT OVERCOME TO WIN

5 (54-49, 1:32, 3rd) at Evansville (11/20/18)

LARGEST LEAD GIVEN UP IN LOSS

8 (18-10, 9:51, 2nd) at Western Michigan (11/8/18)

MOST CONSECUTIVE POINTS

11, (1:39, 1st - 8:36, 2nd) vs IU Kokomo (11/6/18)

MOST CONSECUTIVE POINTS BY OPP.

22 (9:30-1:29, 2nd) at Western Michigan (11/8/18)

LONGEST WINNING STREAK

LONGEST LOSING STREAK

4 (11/24-present)

LARGEST HOME CROWD

983, vs IU Kokomo (11/6/18)

LARGEST ROAD CROWD

5,970, at Purdue (11/20/18)

MOST TIME LEADING

39:31, vs IU Kokomo (11/6/18)

MOST TIME LEADING IN LOSS

8:25, at Western Michigan (11/8/18)

MOST TIME WITH SCORE TIED

7:48, at Western Michigan (11/8/18)

MOST TIME TRAILING

39:34, at Milwaukee (12/1/18)

MOST LEAD CHANGES

13, vs. Taylor (11/12/18)

MOST TIE SCORES

7, at Western Michigan (11/8/18)

STARTING LINEUPS

Game	G	G	G	G/F	C/F
IU Kokomo	Lappenküper	Young	Albrecht	Repp	Sanders
Western Michigan	Lappenküper	Young	Albrecht	Repp	Sanders
Taylor	Lappenküper	Young	Albrecht	Repp	Sanders
Eastern Illinois	Lappenküper	Young	Albrecht	Repp	Sanders
Purdue	Lappenküper	Young	Hess	Sanders	Williams
Evansville	Lappenküper	Young	Albrecht	Repp	Sanders
SIUE	Lappenküper	Young	Albrecht	Repp	Sanders
Loyola-Chicago	Lappenküper	Young	Hess	Albrecht	Williams
Milwaukee	Lappenküper	Young	Hess	Albrecht	Dykstra
Eastern Michigan	Lappenküper	Young	Albrecht	Repp	Williams
Goshen					
Valparaiso					
North Dakota State					
North Dakota					
South Dakota State					
Oral Roberts					
South Dakota					
Western Illinois					
Omaha					
Denver					
Oral Roberts					
South Dakota					
Western Illinois					
Denver					
Omaha					
South Dakota State					
North Dakota					
North Dakota State					

BY ROTATION

3-3	Lappenküper	Young	Albrecht	Repp	Sanders
0-1	Lappenküper	Young	Hess	Sanders	Williams
0-1	Lappenküper	Young	Hess	Albrecht	Williams
0-1	Lappenküper	Young	Hess	Albrecht	Dykstra
0-1	Lappenküper	Young	Albrecht	Repp	Williams

BY PLAYER

Lappenküper	3-7
Young	3-7
Albrecht	3-6
Repp	3-4
Sanders	3-4
Williams	0-3
Hess	0-3
Dykstra	0-1

TOP-10 BENCH SCORERS...

Player	Pts.	Opponent	Date
Hannah Hess	16	Taylor	11/12
Sierra Bell	15	IU Kokomo	11/6
Kierstyn Repp	12	at Milwaukee	12/1
Hannah Albrecht	12	at Purdue	11/18
Jaelencia Williams	12	Taylor	11/12
Hannah Hess	11	Eastern Michigan	12/8
Jaelencia Williams	10	IU Kokomo	11/6
Hannah Hess	9	at Western Michigan	11/8
Jaelencia Williams	9	at Western Michigan	11/8
Jaelencia Williams	8	at Milwaukee	12/1
Jaelencia Williams	8	SIUE	11/24
Sierra Bell	8	SIUE	11/24
Sierra Bell	8	at Western Michigan	11/8
Hannah Hess	8	at Eastern Illinois	11/15
Sierra Bell	8	at Eastern Illinois	11/15

WHY MASTODONS?...

It all started about 10,000 years ago...

That's when mastodons roamed the southern Great Lakes region of North America. These stocky versions of modern elephants reached heights of about ten feet at the shoulder, with tusks that curved upward that were six feet or more in length. Mastodons were browsers who fed mostly on leaves and twigs from small trees and shrubs.

One such mastodon found its final resting place about two miles south of Angola, Indiana, on land that would eventually become part of Orsie Routsong's farm. In the fall of 1968, Routsong decided to expand a small pond on his property. An excavator was hired and instructed to pile the excavated material around the edge of the pond. Several days after the excavation was finished a heavy rain storm pounded the piles of dirt.

The next day, a young neighbor boy of Routsong's discovered a large bone in one of the dirt piles. Routsong knew it was something out of the ordinary, so he called Jack Sunderman, chair of the IPFW Geology Department, to identify the bone, and to ask for advice on what to do with it. Sunderman says his first question was, "How big is the bone," with Routsong's answer being "pretty big, maybe 3 or 4 feet long."

When Sunderman got to the farm, he identified the bone as a leg bone of a mastodon. He told Routsong a skeleton like this would have scientific and instructional value if a large portion of it could be located. Routsong agreed, and also agreed to have the IPFW Geology Department do the excavation. Sunderman got two more faculty members, Geoffrey Matthews and Bernd Erdtmann, and several geology students to help in the project.

After all the mastodon bones were collected, cleaned, and preserved, Routsong agreed to have the adult mastodon skeleton placed on permanent display at IPFW; the skull of a nearby baby mastodon is now on loan to Science Central.

In the spring of 1970, The Communicator (IPFW's student newspaper) began a drive to come up with a mascot for IPFW. Some of the suggested choices included the Boiler-Hoosiers, Warhawks, Marauders, Frontiersmen, Pioneers, Elfs, and Hobbits. Those names and others came from student suggestions. Steve Pettyjohn, who served as the student body president in 1968-69, wrote a letter to the editor about the school mascot. In his letter, Pettyjohn extolled the virtues of choosing the mastodon as IPFW's mascot: "It sounds different, strange - that's exactly why. It's different and yes, even strange. For God's Sakes, let's have the courage to be a little different."

In the meantime, former Indiana Congressman Mark Souder, who served as student body president in 1969-70, recalls being lobbied by the Geology Club to choose the mastodon.

According to Nusbaumer, "Souder appointed a committee in student government to select a name although he was lobbying hard for the mastodon." After some discussion on the subject, Souder says a vote was taken by the committee and the mastodon came out the winner. Souder finished his recollection with these thoughts: "History shows that the advocacy of the geology club was correct. The fast, decisive action of the elected student government—though it did not please everyone and was not a precedent that the University desired to see—has also been upheld by history as IPFW regularly scores high in any list of unique university nicknames; even in this era when everybody strives to be different. We did it decades ago."

WHAT IS A MASTODON?...(ACCORDING TO WIKIPEDIA)

Mastodons are any species of extinct proboscideans (mammals with tusks and long, muscular trunks) in the genus *Mammut*, distantly related to elephants, that inhabited North and Central America during the late Miocene or late Pliocene up to their extinction at the end of the Pleistocene 10,000 to 11,000 years ago. Mastodons lived in herds and were predominantly forest dwelling animals that fed on a mixed diet of browsing and grazing with a seasonal preference for browsing, in contrast to living elephants that are mostly grazing animals.

Modern reconstructions based on partial and skeletal remains reveal that mastodons were very similar in appearance to elephants and, to a lesser degree, mammoths, though not closely related to either one. Compared to mammoths, mastodons had shorter legs, a longer body and were more heavily muscled, a build similar to that of the current Asian elephants. The average body size of the species was around 2.3 m (7 ft 7 in) in height at the shoulders, corresponding to a large female or a small male, but large males could grow up to 2.8 m (9 ft 2 in) in height and weigh as much as 4.5 tonnes (5 short tons).

PURDUE FORT WAYNE WHEN...	2018-19	NELSON			
Overall	3-7	12-55	Plays a team with ≥ 500 record	2-6	6-44
Home	2-2	9-22	Plays a team with < 500 record	1-1	6-11
Road	1-5	2-31	Plays in the state of Indiana	3-3	10-27
Neutral	0-0	1-2	Plays outside Indiana	0-4	2-27
At Memorial Coliseum	0-0	0-2	Plays in Eastern Time Zone	2-4	10-33
Wearing White	2-2	4-9	Plays in Central Time Zone	1-3	2-20
Wearing Grey	0-0	2-3	Plays in Mountain Time Zone	0-0	0-2
Wearing Black	1-5	3-8	Plays in Pacific Time Zone	0-0	0-0
Wearing Pink	0-0	0-1	Plays during the day	1-6	6-31
Summit League	0-0	3-27	Plays at night (5pm or later)	2-1	6-24
Summit League Home	0-0	3-12	Plays in November	3-5	7-16
Summit League Road	0-0	0-15	Plays in December	0-2	3-14
Non-League	3-6	9-27	Plays in January	0-0	2-12
Non-League Home	2-2	6-10	Plays in February	0-0	1-12
Non-League Road	1-5	2-16	Plays in March	0-0	0-1
Following a win	0-3	0-12	Plays on Sunday	0-1	1-4
Following a loss	2-4	11-38	Plays on Monday	1-0	1-3
Against top 25 (AP) teams	0-0	0-1	Plays on Tuesday	2-0	3-5
Against Mid-Major top 25 teams	0-0	0-13	Plays on Wednesday	0-0	2-9
In Overtime	0-0	0-1	Plays on Thursday	0-3	0-11
In Multiple Overtimes	0-0	0-0	Plays on Friday	0-0	1-3
Regular Season Tournaments	0-0	1-2	Plays on Saturday	0-3	4-20
Postseason	0-0	0-1	Attendance is ≤ 999	3-5	12-38
Wins Tip	3-4	8-17	Attendance is $\geq 1,000$	0-2	0-17
Scores First	1-3	4-14	Margin is 1 point	0-0	1-0
Leads after 1st quarter	3-2	8-9	Margin is between 2-5	0-0	2-0
Trails after 1st quarter	0-5	3-46	Margin is between 6-10	2-3	5-8
Tied after 1st quarter	0-0	1-0	Margin is between 11-20	0-2	3-22
Leads at half	2-0	8-3	Margin is more than 20	1-2	1-24
Trails at half	1-7	4-50	Scores ≤ 49 pts.	0-3	0-16
Tied at half	0-0	0-1	Scores 50-59 pts.	0-0	0-25
Leading with 5:00 left	3-0	10-0	Scores 60-69 pts.	0-3	3-9
Trailing with 5:00 left	0-6	2-54	Scores 70-79 pts.	1-1	6-4
Tied with 5:00 left	0-1	0-1	Scores 80-89 pts.	2-0	2-1
Shoots $\geq 50\%$	2-0	4-0	Scores 90-99 pts.	0-0	1-0
Shoots $< 50\%$	1-7	8-55	Scores 100+ pts.	0-0	0-0
Opponent shoots $\geq 50\%$	0-3	1-23	Opponent Scores ≤ 49 pts.	0-0	0-1
Opponent shoots $< 50\%$	3-4	11-32	Opponent scores 50-59 pts.	1-1	4-2
Shoots better than opp.	3-3	9-5	Opponent scores 60-69 pts.	1-1	4-17
Shoots worse than opp.	0-4	3-50	Opponent scores 70-79 pts.	1-3	4-21
Makes 5+ 3-Pt. shots	3-5	10-27	Opponent scores 80-89 pts.	0-2	0-10
Makes 9+ 3-Pt. shots	1-2	4-6	Opponent scores 90-99 pts.	0-0	0-1
More 3-Pt. made than opp.	2-3	8-18	Opponent scores 100+ pts.	0-0	0-2
Has equal 3-Pt. made	0-2	0-7	Force 20 or more turnovers	1-0	2-4
Fewer 3-Pt. made than opp.	1-2	4-30	Commit 15 or more turnovers	2-4	5-33
Shoots 3-Pt. better than opp.	3-2	10-14	Make 10 or more steals	2-1	4-4
Shoots 3-Pt. worse than opp.	0-5	2-41	Starters outscore opp. starters	2-0	8-2
Shoots 3-Pt. 35% or better	1-3	9-16	≤ 2 players score 10+ pts.	0-5	2-40
Shoots 3-Pt. less than 35%	2-4	3-39	3 players score 10+ pts.	0-0	1-11
Opp. Shoots 3-Pt. 35% or better	1-3	3-38	4+ players score 10+ pts.	3-1	9-3
Opp. Shoots 3-Pt. less than 35%	2-4	9-17	1+ player with 20+ points	2-1	3-9
More FTs made than opp.	2-2	10-14	1+ player with 10+ rebounds	0-1	0-9
Has equal FTs made	0-1	0-3	1+ player with double-double	0-0	0-4
Fewer FTs made than opp.	1-4	2-38	1+ player with 5+ 3-Pt. made	0-1	0-4
Out-rebounds opp.	2-2	8-16	1+ player fouls out	0-3	4-20
Has equal rebounds	1-0	2-1	More bench points	2-4	8-21
Is out-rebounded	0-5	2-38	Has equal bench points	0-0	0-1
More turnovers than opp.	0-3	5-38	Fewer bench points	1-3	4-32
Has equal turnovers as opp.	0-1	0-3	More points in the paint	2-1	6-6
Fewer turnovers than opp.	3-3	7-14	Has equal points in the paint	0-1	0-2
More assists than opp.	2-1	3-6	Fewer points in the paint	1-5	6-47
Has equal assists	0-0	2-1	More points off turnovers	3-2	8-8
Fewer assists than opp.	1-6	7-48	Has equal points off turnovers	0-1	1-3
More blocks than opp.	3-1	6-8	Fewer points off turnovers	0-4	3-43
Has equal blocks	0-1	1-4	More 2nd chance points	1-4	7-21
Fewer blocks than opp.	0-5	5-43	Has equal 2nd chance points	0-0	0-1
More steals than opp.	2-3	7-15	Fewer 2nd chance points	2-3	5-33
Has equal steals	0-2	0-6	More fast break points	2-1	4-7
Fewer steals than opp.	1-2	5-34	Has equal fast break points	1-2	1-8
More fouls than opp.	1-4	3-39	Fewer fast break points	0-4	7-40
Has equal fouls	1-0	1-0	Longest Winning Streak	1	1
Fewer fouls than opp.	1-3	8-16	Longest Losing Streak	4	11
			Current Streak	L4	

HASTA LA VISTA, BASKETBALL...

The Mastodons were a swatting machine in its season opener, as the 'Dons finished with 10 blocks against IU Kokomo. Their 10 blocks are tied for third most in program history, as the 'Dons had had 11 blocks twice. The Last time the Mastodons finished with double-digit blocks as a team came on Nov. 23, 2010 when they had 11 against Indiana Tech.

STOP! THIEF!...

In her first game as a Mastodon, Sierra Bell became only the third player in program history with eight or more steals, when she made eight against IU Kokomo on Nov. 6. The last player to have at least eight was Kayla Drake, whom set a program record with 10 steals at South Dakota State on Jan. 22, 2011.

MAKING THE ROUNDS...

Of the current 32 Division I basketball conferences, Purdue Fort Wayne has taken on at least one school, currently or when they played, in all but four of those leagues. The four remaining conferences the Mastodons have yet to play are: Colonial Athletic Association, Ivy League, Southwestern Athletic Conference, and West Coast Conference. Three other leagues (Big Sky Conference, Pacific 12 Conference, and Southland Conference) Purdue Fort Wayne played a current member while they were a part of another conference.

SEASON OPENERS...

With its season-opening victory over IU Kokomo, the Purdue Fort Wayne women's basketball team improved its all-time record to 17-26 in season openers. The last time the 'Dons won a season opener came during the 2015-16 season when they defeated Trine.

SUMMIT LEAGUE PRESEASON POLL...

Purdue Fort Wayne was picked to finish ninth in the Summit League preseason poll of the league's head coaches. The Mastodons received 181 points as coaches were not allowed to vote for their own teams.

South Dakota State was tabbed as the preseason favorite to win the 2018-19 Summit League Championship, receiving 24 first-place votes to finish atop the poll with 624 points.

2018-19 Summit League Preseason Poll

Place	Team	Points (1st)
1.	South Dakota State	624 (24)
2.	South Dakota	557 (9)
3.	Western Illinois	469
4.	Oral Roberts	435
5.	Denver	431
6.	North Dakota	380
7.	North Dakota State	271
8.	Omaha	233
9.	Purdue Fort Wayne	181

Preseason Player of the Year:

Macy Miller – South Dakota State

First Team

Name	School	Pos.	Year
Macy Miller	South Dakota State	G	Sr.
Madison Guebert	South Dakota State	G	Sr.
Ciara Duffy	South Dakota	G	Jr.
Allison Arens	South Dakota	G	Sr.
Taylor Higginbotham	Western Illinois	G	Sr.
Lexi Klabo	North Dakota	F	Sr.

Second Team

Name	School	Pos.	Year
Myah Selland	South Dakota State	G/F	So.
Maya Mayberry	Oral Roberts	G	So.
Claire Gritt	Denver	G	So.
Madison McKeever	South Dakota	G	Jr.
Tagyn Laron	South Dakota State	F	Jr.

WOMEN'S MID-MAJOR POLL...

(Dec. 4)

Rank	School	Rec.	Pts.
1	Gonzaga (20)	9-1	753
2	Drake (11)	8-2	714
3	South Dakota	9-1	709
4	South Dakota State	6-3	702
5	Central Michigan	7-1	673
6	Buffalo	6-2	598
7	FGCU	7-2	585
8	Green Bay	5-3	532
9	Drexel	6-2	510
10	Bucknell	7-2	461
11	Marist	7-2	435
12	Maine	7-2	401
13	Northeastern	8-0	373
14	Wright State	7-3	360
15	Ohio	8-0	295
16	Belmont	5-3	292
17	Saint Mary's	5-3	205
18	James Madison	6-2	202
19	Penn	6-2	195
20	IUPUI	6-3	165
21	Denver	7-2	141
22	Loyola Marymount	6-2	97
23	BYU	6-3	89
24	South Alabama	8-0	88
25	UC Irvine	7-1	69

OTHERS RECEIVING VOTES:

Quinnipiac 68, Miami Ohio 54, Stony Brook 53, New Mexico State 44, Abilene Christian 35, Portland State 29, Princeton 22, Toledo 22, American 20, Troy 15, Northern Colorado 14, Bradley 12, Youngstown State 10, Little Rock 9, Idaho 7, Campbell 6, Lamar 4, Pacific 3, Morehead State 2, Mercer 1, Radford 1.

ACTIVE CAREER LEADERS...

Points	De'Jour Young, 975
Rebounds	De'Jour Young, 480
Field Goals Made	De'Jour Young, 347
3-Pointers Made	Kierstyn Repp, 85
Free Throws Made	De'Jour Young, 235
Assists	De'Jour Young, 155
Steals	De'Jour Young, 111
Blocked Shots	De'Jour Young, 35
Games Played	De'Jour Young, 95
Games Started	De'Jour Young, 84
Minutes Played	De'Jour Young, 2,787

Gates Center Attendance Records

1.	1/19/2002	Toledo	1,827
2.	12/10/2006	Indiana	1,801
3.	11/19/2004	Bowling Green	1,438
4.	11/21/2017	UIC	1,289
5.	12/29/2013	Ball State	1,278
6.	1/24/2015	Denver	1,215
7.	1/13/1996	Southern Indiana	1,150
8.	12/6/2014	Northern Kentucky	1,147
9.	12/6/2012	Purdue	1,124
10.	11/12/2013	Indiana	1,085

PURDUE FORT WAYNE WINS VS. LOSSES...

Category	Wins	Losses
Points per game	81.0	57.7
Opp. points per game	63.3	73.4
FG pct.	.505	.370
Opp. field goal pct.	.369	.454
3 pt. FG pct.	.339	.352
Opp. 3 pt. FG pct.	.304	.391
Free throw pct.	.661	.643
Opp. Free throw pct.	.622	.711
Rebounds per game	38.7	30.3
Opp. Rebounds per game	35.3	38.0
Rebound margin	+3.4	-7.7
Assists per game	14.0	10.4
Opp. Assists per game	12.3	16.4
Turnovers per game	16.0	15.9
Opp. Turnovers per game	19.3	13.7
Turnover margin	+3.3	-2.2
Steals per game	11.7	6.4
Opp. Steals per game	7.0	7.1
Blocks per game	8.0	2.1
Opp. Blocks per game	2.0	3.7
Fouls per game	16.3	18.0
Opp. Fouls per game	17.3	16.7

PURDUE FORT WAYNE INDIVIDUAL GAME HIGHS

Points	22	De'Jour Young vs IU Kokomo (11/06/18)
Field Goals Made	7	De'Jour Young at Evansville (11/20/18)
	7	De'Jour Young vs IU Kokomo (11/06/18)
Field Goal Att.	16	Sh'Toya Sanders at Evansville (11/20/18)
FG Pct (min 6 made)	.750 (6-8)	Sh'Toya Sanders vs IU Kokomo (11/06/18)
3-Point FG Made	5	Kierstyn Repp at Eastern Illinois (11/15/18)
3-Point FG Att.	10	Kierstyn Repp at Eastern Illinois (11/15/18)
	10	Kierstyn Repp vs IU Kokomo (11/06/18)
3-Pt FG Pct (min 3 made)	.750 (3-4)	Hannah Albrecht at Loyola-Chicago (11/29/18)
Free Throws Made	9	Jaelencia Williams vs Eastern Michigan (12/08/18)
Free Throw Att.	12	Jaelencia Williams vs Eastern Michigan (12/08/18)
FT Pct (min 6 made)	.889 (8-9)	De'Jour Young vs Eastern Michigan (12/08/18)
Rebounds	11	Sh'Toya Sanders at Western Michigan (11/08/18)
Assists	7	Hannah Hess at Eastern Illinois (11/15/18)
Steals	8	Sierra Bell vs IU Kokomo (11/06/18)
Blocked Shots	3	Jaelencia Williams vs Taylor (IN) (11/12/18)
	3	Sh'Toya Sanders vs IU Kokomo (11/06/18)

PURDUE FORT WAYNE TEAM GAME HIGHS

POINTS	87	IU KOKOMO (11/06/18)
FIELD GOALS MADE	35	IU KOKOMO (11/06/18)
FIELD GOAL ATTEMPTS	62	TAYLOR (IN) (11/12/18)
	62	IU KOKOMO (11/06/18)
FIELD GOAL PERCENTAGE	.565 (35-62)	IU KOKOMO (11/06/18)
3 PT FIELD GOALS MADE	11	at Loyola-Chicago (11/29/18)
	11	at Eastern Illinois (11/15/18)
3 PT FG ATTEMPTS	25	at Milwaukee (12/01/18)
3 PT FG PERCENTAGE	.524 (11-21)	at Loyola-Chicago (11/29/18)
FREE THROWS MADE	23	EASTERN MICHIGAN (12/08/18)
FREE THROW ATTEMPTS	28	EASTERN MICHIGAN (12/08/18)
FREE THROW PERCENTAGE	.821 (23-28)	EASTERN MICHIGAN (12/08/18)
REBOUNDS	41	at Eastern Illinois (11/15/18)
ASSISTS	16	at Loyola-Chicago (11/29/18)
	16	IU KOKOMO (11/06/18)
STEALS	17	IU KOKOMO (11/06/18)
BLOCKED SHOTS	10	IU KOKOMO (11/06/18)
TURNOVERS	26	at Eastern Illinois (11/15/18)
FOULS	24	at Purdue (11/18/18)

PURDUE FORT WAYNE TEAM GAME LOWS

POINTS	44	at Purdue (11/18/18)
FIELD GOALS MADE	13	at Milwaukee (12/01/18)
FIELD GOAL ATTEMPTS	49	EASTERN MICHIGAN (12/08/18)
FIELD GOAL PERCENTAGE	.241 (13-54)	at Milwaukee (12/01/18)
3 PT FIELD GOALS MADE	2	SIUE (11/24/18)
3 PT FG ATTEMPTS	15	at Western Michigan (11/08/18)
3 PT FG PERCENTAGE	.118 (2-17)	SIUE (11/24/18)
FREE THROWS MADE	4	at Western Michigan (11/08/18)
	4	at Loyola-Chicago (11/29/18)
FREE THROW ATTEMPTS	8	at Loyola-Chicago (11/29/18)
FREE THROW PERCENTAGE	.400 (4-10)	at Western Michigan (11/08/18)
REBOUNDS	17	at Loyola-Chicago (11/29/18)
ASSISTS	7	SIUE (11/24/18)
STEALS	1	at Eastern Illinois (11/15/18)
BLOCKED SHOTS	0	at Western Michigan (11/08/18)
	0	EASTERN MICHIGAN (12/08/18)
TURNOVERS	11	at Loyola-Chicago (11/29/18)
FOULS	11	at Evansville (11/20/18)

OPPONENT INDIVIDUAL GAME HIGHS

Points	28	Courtne Lewis vs Eastern Michigan (12/08/18)
Field Goals Made	28	Karle Pace at Eastern Illinois (11/15/18)
	10	Ae'Rianna Harris at Purdue (11/18/18)
Field Goal Att.	10	Karle Pace at Eastern Illinois (11/15/18)
	19	Taylor Steele at Eastern Illinois (11/15/18)
	19	Karle Pace at Eastern Illinois (11/15/18)
FG Pct (min 6 made)	1.000 (10-10)	Ae'Rianna Harris at Purdue (11/18/18)
3-Point FG Made	6	Courtne Lewis vs Eastern Michigan (12/08/18)
	6	Janae Gonzales at Loyola-Chicago (11/29/18)
	6	Karle Pace at Eastern Illinois (11/15/18)
3-Point FG Att.	11	Becca Buchs vs Taylor (IN) (11/12/18)
3-Pt FG Pct (min 3 made)	.800 (4-5)	Natalia Pineda vs Eastern Michigan (12/08/18)
Free Throws Made	7	Kayana Traylor at Purdue (11/18/18)
Free Throw Att.	9	Dominique Oden at Purdue (11/18/18)
FT Pct (min 6 made)	.875 (7-8)	Kayana Traylor at Purdue (11/18/18)
Rebounds	12	Abby O'Connor at Loyola-Chicago (11/29/18)
	12	Allie Troeckler vs SIUE (11/24/18)
Assists	7	Jenna Annecchiarico vs Eastern Michigan (12/08/18)
	7	Anna Newman at Evansville (11/20/18)
Steals	4	Kira Arthofer at Eastern Illinois (11/15/18)
Blocked Shots	3	Ryaen Johnson at Milwaukee (12/01/18)
	3	Kaylan Coffman at Evansville (11/20/18)
	3	Nina Farkic at Western Michigan (11/08/18)

OPPONENT TEAM GAME HIGHS

POINTS	87	EASTERN MICHIGAN (12/08/18)
FIELD GOALS MADE	30	EASTERN MICHIGAN (12/08/18)
FIELD GOAL ATTEMPTS	70	at Eastern Illinois (11/15/18)
FIELD GOAL PERCENTAGE	.617 (29-47)	at Loyola-Chicago (11/29/18)
3 PT FIELD GOALS MADE	12	EASTERN MICHIGAN (12/08/18)
	12	TAYLOR (IN) (11/12/18)
3 PT FG ATTEMPTS	33	TAYLOR (IN) (11/12/18)
3 PT FG PERCENTAGE	.556 (10-18)	at Loyola-Chicago (11/29/18)
FREE THROWS MADE	20	at Purdue (11/18/18)
FREE THROW ATTEMPTS	31	at Purdue (11/18/18)
FREE THROW PERCENTAGE	.929 (13-14)	at Loyola-Chicago (11/29/18)
REBOUNDS	46	SIUE (11/24/18)
ASSISTS	22	at Loyola-Chicago (11/29/18)
	22	at Purdue (11/18/18)
STEALS	12	at Eastern Illinois (11/15/18)
BLOCKED SHOTS	6	at Milwaukee (12/01/18)
	6	at Loyola-Chicago (11/29/18)
TURNOVERS	26	IU KOKOMO (11/06/18)
FOULS	21	at Milwaukee (12/01/18)
	21	at Evansville (11/20/18)

OPPONENT TEAM GAME LOWS

POINTS	50	IU KOKOMO (11/06/18)
FIELD GOALS MADE	16	IU KOKOMO (11/06/18)
FIELD GOAL ATTEMPTS	47	at Loyola-Chicago (11/29/18)
FIELD GOAL PERCENTAGE	.286 (16-56)	IU KOKOMO (11/06/18)
3 PT FIELD GOALS MADE	2	SIUE (11/24/18)
3 PT FG ATTEMPTS	13	at Purdue (11/18/18)
3 PT FG PERCENTAGE	.143 (2-14)	SIUE (11/24/18)
FREE THROWS MADE	2	at Evansville (11/20/18)
FREE THROW ATTEMPTS	6	at Evansville (11/20/18)
FREE THROW PERCENTAGE	.333 (2-6)	at Evansville (11/20/18)
REBOUNDS	28	TAYLOR (IN) (11/12/18)
	28	EASTERN MICHIGAN (12/08/18)
ASSISTS	7	IU KOKOMO (11/06/18)
STEALS	2	at Loyola-Chicago (11/29/18)
BLOCKED SHOTS	0	TAYLOR (IN) (11/12/18)
TURNOVERS	8	at Eastern Illinois (11/15/18)
FOULS	12	TAYLOR (IN) (11/12/18)
	12	at Eastern Illinois (11/15/18)

PURDUE FORT WAYNE TEAM RECORDS (MIN. 20 GAMES)

Record

MOST WINS.....	23 (1995-96)
CONSECUTIVE WINS.....	14 (11/18/95-1/13/96)
MOST HOME WINS.....	12 (1982-83, 1988-89, 1995-96)
CONSECUTIVE HOME WINS.....	12 (12/1/95-2/24/96)
MOST LOSSES.....	24 (1998-99, 2016-17)
CONSECUTIVE LOSSES.....	14 (11/13/98-1/16/99)
MOST GAMES PLAYED.....	31 (2010-11)
LARGEST HOME CROWD (GATES).....	1,827, Toledo (1/19/02)
LARGEST HOME CROWD (COLISEUM).....	2,500, NDSU (2/26/06)
LARGEST ROAD CROWD.....	9,194, Wichita State (11/8/13)

Points

GAME HIGH.....	117, vs Tri-State (12/3/88)
SEASON HIGH.....	2,431 (1989-90)
GAME LOW.....	28, Indiana State (12/28/02)
SEASON LOW.....	1,110 (1978-79)

Field Goals Made

GAME HIGH.....	48, at Southern Indiana (2/7/91)
SEASON HIGH.....	901 (1989-90)
GAME LOW.....	11, Wichita State (11/8/13)
SEASON LOW.....	11, Winthrop (12/23/05)
	443 (1978-79)

Field Goal Attempts

GAME HIGH.....	92, at Purdue (11/21/04)
SEASON HIGH.....	1,864 (2007-08)
GAME LOW.....	38, Wichita State (11/8/13)
SEASON LOW.....	1,263 (1978-79)

Field Goal Percentage

GAME HIGH.....	.720 (36-of-50), at IUPUI (1/23/92)
SEASON HIGH.....	.492 (877-1782), (1991-92)
GAME LOW.....	.163 (15-of-92), Purdue (11/21/04)
LOW SEASON.....	.331 (595-1798), (2004-05)

3-Point Field Goals Made

GAME HIGH.....	18, at Missouri-St. Louis (2/15/01)
SEASON HIGH.....	271 (2013-14)
GAME LOW.....	0, Several times
SEASON LOW.....	13 (1992-93)

3-Point Field Goal Attempts

GAME HIGH.....	48, vs Bowling Green (11/19/04)
	48, vs Grace (12/11/99)
SEASON HIGH.....	743 (2013-14)
GAME LOW.....	0, Several times
SEASON LOW.....	59 (1992-93)

3-Point Field Goal Percentage (min. 10 att.)

GAME HIGH800 (8-of-10), at Cleveland State (1/26/04)
SEASON HIGH.....	.430 (89-207), (1989-90)
GAME LOW.....	.000 (0-of-10), St. Joseph's (1/3/91)
LOW SEASON.....	.220 (44-200), (1997-98)

Free Throws Made

GAME HIGH.....	42, vs NKU (12/21/95)
SEASON HIGH.....	604 (1995-96)
GAME LOW.....	1, Indianapolis (2/20/97) and (3/6/1993)
SEASON LOW.....	214 (1979-80)

Free Throw Attempts

GAME HIGH.....	52, vs NKU (12/21/95)
	52, at Wayne State (11/16/90)
SEASON HIGH.....	821 (1991-92)
GAME LOW.....	2, Ashland (2/20/88)
SEASON LOW.....	382 (1982-83)

Free Throw Percentage (min. 10 made/20 att.)

GAME HIGH.....	1.000 (24-of-24), vs Indiana (11/12/13)
SEASON HIGH.....	.794 (409-515), (2012-13)
GAME LOW.....	.433 (13-of-30), Kentucky (11/21/03)
SEASON LOW.....	.483 (224-464), (1978-79)

Rebounds

GAME HIGH.....	65, vs Shippensburg (11/19/95)
SEASON HIGH.....	1,244 (1991-92)
GAME LOW.....	18, IUPUI (3/2/13)
SEASON LOW.....	132 (1978-79)

Assists

GAME HIGH.....	31, at Southern Indiana (2/7/91)
SEASON HIGH.....	551 (1994-95)
GAME LOW.....	1, Wichita State (11/8/13)
	1, Hampton (11/29/86)
SEASON LOW.....	125 (1980-81)

Blocks

GAME HIGH.....	11, vs Indiana Tech (11/23/10)
	11, vs Kalamazoo (12/2/05)
SEASON HIGH.....	119 (2009-10)
GAME LOW.....	0, Several times
SEASON LOW.....	18 (1986-87)

Steals

GAME HIGH.....	25, vs Kalamazoo (12/2/05)
SEASON HIGH.....	315 (1990-91)
GAME LOW.....	0, St. Bonaventure (12/2/08)
	0, UMBC (12/20/05)
SEASON LOW.....	188 (2008-09)

Turnovers

GAME HIGH.....	40, Hampton (12/4/87)
SEASON HIGH.....	655 (1989-99)
GAME LOW.....	5, North Dakota State (1/5/09)
SEASON LOW.....	184 (1980-81)



PURDUE FORT WAYNE INDIVIDUAL QUARTER HIGHS

Points	11	De'Jour Young, 3rd, vs IU Kokomo (11/6/18)
FG Made	4 (2x)	MR - De'Jour Young, 3rd, vs IU Kokomo (11/6/18)
FG Att.	6 (2x)	MR - Sh'Toya Sanders, 4th, at Evansville (11/20/18)
3-Pt FG Made	2 (11x)	MR - Kierstyn Repp, 1st, vs Eastern Michigan (12/8/18)
3-P FG Att.	4 (4x)	MR - Kierstyn Repp, 1st, vs Eastern Michigan (12/8/18)
FT Made	4 (4x)	MR - Jaelencia Williams, 3rd, vs Eastern Michigan (12/8/18)
FT Att.	6	Jaelencia Williams, 1st, at Evansville (11/20/18)
Rebounds	6 (2x)	MR - De'Jour Young, 4th, vs Taylor (11/12/18)
Offensive Rebounds	3	Sh'Toya Sanders, 3rd, at Western Michigan (11/8/18)
Defensive Rebounds	5	Sh'Toya Sanders, 3rd, vs SIUE (11/24/18)
Fouls	3 (5x)	MR - Anna Lappenkuper, 4th, vs Eastern Michigan (12/8/18)
Assists	3 (3x)	MR - Hannah Hess, 4th, at Eastern Illinois (11/15/18)
Blocked Shots	2 (2x)	MR - Jaelencia Williams, 4th, vs Taylor (11/12/18)
Steals	3 (2x)	MR - Sierra Bell, 4th, vs IU Kokomo (11/6/18)

PURDUE FORT WAYNE TEAM QUARTER HIGHS

Points	24 (2x)	MR - 3rd, vs Taylor (11/12/18)
1st Quarter Points	23	vs IU Kokomo (11/6/18)
2nd Quarter Points	24	vs IU Kokomo (11/6/18)
3rd Quarter Points	24	vs Taylor (11/12/18)
4th Quarter Points	23 (2x)	MR - vs Taylor (11/12/18)
Fewest Points (Non-OT)	3	1st, at Milwaukee (12/1/18)
FG Made	11	2nd, vs IU Kokomo (11/6/18)
FG Att.	18 (2x)	MR - 3rd, at Western Michigan (11/8/18)
Highest FG Pct.	.733 (11-15)	2nd, vs IU Kokomo (11/6/18)
Lowest FG Pct.	.143 (2-14)	1st, at Purdue (11/18/18)
3-Pt FG Made	4 (2x)	MR - 2nd, at Milwaukee (12/1/18)
3-Pt FG Att.	10	2nd, vs Taylor (11/12/18)
3-Pt FG Pct. (2 made)	.800 (4-5)	2nd, at Milwaukee (12/1/18)
FT Made	10	4th, vs Eastern Michigan (12/8/18)
FT Att.	14	4th, vs Eastern Michigan (12/8/18)
FT Pct (6 made)	1.000 (7-7)	3rd, vs Eastern Michigan (12/8/18)
Rebounds	14	3rd, at Western Michigan (11/8/18)
Offensive Rebounds	7	4th, at Milwaukee (12/1/18)
Defensive Rebounds	10 (3x)	MR - 3rd, vs SIUE (11/24/18)
Fouls	10	4th, vs SIUE (11/24/18)
Assists	6 (2x)	MR - 3rd, at Loyola-Chicago (11/29/18)
Turnovers	13	1st, at Eastern Illinois (11/15/18)
Blocked Shots	4	4th, vs Taylor (11/12/18)
Steals	7	4th, vs IU Kokomo (11/6/18)

OPPONENT INDIVIDUAL QUARTER HIGHS

Points	16	Janae Gonzales, 1st, at Loyola-Chicago (11/29/18)
FG Made	5 (2x)	MR - Janae Gonzales, 1st, at Loyola-Chicago (11/29/18)
FG Att.	7 (3x)	MR - Courtnie Lewis, 1st, vs Eastern Michigan (12/8/18)
3-Pt FG Made	4	Janae Gonzales, 1st, at Loyola-Chicago (11/29/18)
3-P FG Att.	5	Courtnie Lewis, 1st, vs Eastern Michigan (12/8/18)
FT Made	4 (4x)	MR - Corrienne Cardwell, 4th, vs Eastern Michigan (12/8/18)
FT Att.	4	Many times
Rebounds	5 (3x)	MR - Abby O'Connor, 2nd, at Loyola-Chicago (11/29/18)
Offensive Rebounds	3 (2x)	MR - Allie Troeckler, 4th, vs SIUE (11/24/18)
Defensive Rebounds	5	Abby O'Connor, 2nd, at Loyola-Chicago (11/29/18)
Fouls	3	Lizzie Odegard, 4th, at Milwaukee (12/1/18)
Assists	5	Kayana Traylor, 2nd, at Purdue (11/18/18)
Blocked Shots	3 (2x)	MR - Ryaen Johnson, 4th, at Milwaukee (12/1/18)
Steals	2 (8x)	MR - Jenna Annechiarico, 1st, vs Eastern Michigan (12/8/18)

OPPONENT TEAM QUARTER HIGHS

Points	29	4th, at Loyola-Chicago (11/29/18)
1st Quarter Points	25	at Eastern Illinois (11/15/18)
2nd Quarter Points	24	at Western Michigan (11/8/18)
3rd Quarter Points	24	vs Eastern Michigan (12/8/18)
4th Quarter Points	29	at Loyola-Chicago (11/29/18)
Fewest Points (Non-OT)	6	4th, at Eastern Illinois (11/15/18)
FG Made	10 (6x)	MR - 1st, at Milwaukee (12/1/18)
FG Att.	23	2nd, at Eastern Illinois (11/15/18)
Highest FG Pct.	.857 (6-7)	4th, at Milwaukee (12/1/18)
Lowest FG Pct.	.133 (2-15)	3rd, vs IU Kokomo (11/6/18)
3-Pt FG Made	5	3rd, vs Eastern Michigan (12/8/18)
3-Pt FG Att.	10	3rd, at Western Michigan (11/8/18)
3-Pt FG Pct. (2 made)	.833 (5-6)	3rd, vs Eastern Michigan (12/8/18)
FT Made	11	4th, vs SIUE (11/24/18)
FT Att.	16	4th, vs SIUE (11/24/18)
FT Pct (6 made)	1.000 (9-9)	4th, vs Eastern Michigan (12/8/18)
Rebounds	15	3rd, at Milwaukee (12/1/18)
Offensive Rebounds	7 (2x)	MR - 4th, vs SIUE (11/24/18)
Defensive Rebounds	11	3rd, at Milwaukee (12/1/18)
Fouls	8	4th, at Evansville (11/20/18)
Assists	9	2nd, at Purdue (11/18/18)
Turnovers	8 (2x)	MR - 4th, at Milwaukee (12/1/18)
Blocked Shots	4	4th, at Loyola-Chicago (11/29/18)
Steals	5 (2x)	MR - 1st, at Eastern Illinois (11/15/18)

PURDUE FORT WAYNE INDIVIDUAL RECORDS

Points	GAME..... 43, Lindy Jones at St. Joseph's (1/27/96)
SEASON..... 43, Amanda Hyde at Southern Illinois (11/29/12)	
CAREER..... 752, Lisa Miller (1991-92)	
CAREER..... 2358, Lisa Miller (1988-92)	

Scoring Average

SEASON..... 26.0, Lindy Jones (1995-96)
CAREER..... 21.2, Lisa Miller (1988-92)

Field Goals Made

GAME..... 18, Lindy Jones at St. Joseph's (1/27/96)
SEASON..... 243, Lisa Miller (1991-92)
CAREER..... 808, Lisa Miller (1988-92)

Field Goals Attempted

GAME..... 30, Lindy Jones at St. Joseph's (1/27/96)
SEASON..... 537, Johnna Lewis-Carlisle (2007-08)
CAREER..... 1658, Johnna Lewis-Carlisle (2004-08)

Field Goal Percentage (min. 10 att.)

GAME..... .909 (10-of-11), Stephanie Rosado at Centenary (12/31/10)
SEASON..... .578 (170-294), Rhonda Unverferth (1984-85)
CAREER..... .561 (216-385), Amy Neuhouser (1988-90)

3-Point Field Goals Made

GAME	9, Jamie Holderman vs SIUE (2/1/01)
.....	9, Jamie Holderman at Bellarmine (1/13/00)
SEASON	96, Anne Boese (2009-10)
CAREER	301, Anne Boese (2008-12)

3-Point Field Goals Attempted

GAME.....	17, Anne Boese at Oral Roberts (12/29/10)
.....	17, Jordan Zuppe vs Toledo (11/29/08)
.....	17, Jamie Holderman at Missouri-St. Louis (2/15/01)
SEASON.....	96, Anne Boese, (2009-10)
CAREER.....	768, Anne Boese, (2008-12)

3-Point Field Goal Percentage (min. 5 att.)

GAME..... 1.000 (6-of-6), Hilary O'Connell vs UMBC (12/20/05)
SEASON..... .461 (41-89), Trish Fleming (2000-01)
CAREER..... .413 (229-555), Haley Seibert (2011-15)

Free Throws Made

GAME..... 22, Ashley Johnson vs North Dakota State (2/26/06)
SEASON..... 266, Lisa Miller, (1991-92)
CAREER..... 741, Lisa Miller, (1988-92)

Free Throw Attempts

GAME..... 24, Lisa Miller at Wayne State (11/16/90)
SEASON..... 336, Lisa Miller, (1991-92)
CAREER..... 922, Lisa Miller, (1988-92)

Free Throw Percentage (min. 9 att.)

GAME ... 1.000 (14-of-14) Haley Seibert vs NKU (12/6/14)	
..... 1.000 (14-of-14) Amanda Hyde vs Indiana (11/12/13)	
..... 1.000 (14-of-14) Amanda Hyde vs Purdue (12/6/12)	
..... 1.000 (14-of-14) Lisa Miller vs St. Joseph's (1/2/92)	
..... 1.000 (14-of-14) Lisa Miller vs Tri-State (12/3/88)	
SEASON..... .914 (127-139), Haley Seibert (2014-15)	
CAREER..... .868 (315-363), Haley Seibert (2011-15)	

Rebounds

GAME..... 23, Vereba Bibbs vs UALR (11/28/03)
SEASON..... 280, Pam Edwards, (1991-92)
CAREER..... 937, Lisa Miller, (1988-92)

Rebound Average

SEASON..... 10.9, Ann McCleneghen (1979-80)
CAREER..... 8.4, Lisa Miller (1988-92)

Assists

GAME... 15, Wendy Recker vs Southern Indiana (1/28/95)
SEASON..... 197, Wendy Recker, (1994-95)
CAREER..... 419, Wendy Recker, (1993-96)

Assists Average

SEASON..... 7.3, Wendy Recker (1994-95)
CAREER..... 5.1, Wendy Recker (1993-96)

Blocks

GAME..... 8, Stephanie Rosado Indiana Tech (11/23/10)
SEASON..... 47, Stephanie Rosado, (2010-11)
CAREER..... 130, Jennie Newhard, (1992-96)

Blocks Average

SEASON.....	1.6, Jennie Newhard (1993-94)
.....	1.6, Shalauna McMillan (1996-97)
CAREER.....	1.3, Jennie Newhard (1992-96)

Steals

GAME.. 10, Kayla Drake at South Dakota State (1/22/11)
SEASON..... 80, Sue Hendricks, (1980-81)
CAREER..... 249, Lindy Jones, (1992-96)

Steals Average

SEASON..... 3.5, Sue Hendricks (1980-81)
CAREER..... 2.8, Laure Renninger (1982-84)

Games Played

SEASON.....	31, Amanda Hyde (2010-11)
.....	31, Stephanie Rosado (2010-11)
.....	31, Erin Murphy (2010-11)
.....	31, Anne Boese (2010-11)
.....	31, Jordan Zuppe (2010-11)
CAREER.....	121, Jordan Zuppe (2007-11)

Games Started

SEASON.....	31, Anne Boese (2010-11)
.....	31, Stephanie Rosado (2010-11)
.....	31, Jordan Zuppe (2010-11)
CAREER.....	118, Jordan Zuppe (2007-11)

THE LAST TIME PURDUE FORT WAYNE...
IN THE RANKINGS

Was Ranked	No. 18, 3/7/1996
Played a Ranked (AP) Team	at No. 23 Michigan, 12/16/2017 (L, 77-45)
Defeated a Ranked (AP) Team	at No. 21 Michigan State, 12/1/2013 (W, 81-76)

CONSECUTIVE GAME STREAKS

Won 5+ Consecutive Games	Dec. 31, 2010 - Jan. 24, 2011 (6 straight)
Won 10+ Consecutive Games	Nov. 18, 1995 - Jan. 13, 1996 (14 straight)
Lost 5+ Consecutive Games	Jan. 13, 2018 - Mar. 3, 2018 (11 straight)
Lost 10+ Consecutive Games	Jan. 13, 2018- Mar. 3, 2018 (11 straight)

SCORING

Scored 20-24 points	Jaelencia Williams (21), vs. Eastern Michigan, 12/8/2018
Scored 25-29 points	Josie Fisher (28), at Western Illinois, 2/4/2016
Scored 30-39 points	Kamilah Carter (30), vs. North Dakota State, 2/27/2016
Scored ≥ 40 points	Amanda Hyde (41), at SIUE, 11/26/2013
Freshman Scored 25+ points	Josie Fisher (28), at Western Illinois, 2/4/2016
Came off the bench to score 20	Kierstyn Repp (23), at North Dakota State, 1/20/2018
Consecutive 25 point games	Amanda Hyde, (28), vs. Denver, 3/9/2014; (25), at UIC, 3/19/2014
Hit game-winning shot under :30	Anna Lappenküper (FG/0:00.0) vs. Quincy, 11/25/2017
Four-point play	Courtney Ogle, 2-18, 2nd quarter, at IUPUI, 2/21/2016
Two players scored 20 points	Josie Fisher (28) and Kamilah Carter (22), at Western Illinois, 2/4/2016
Three players scored 20 points	vs. Omaha, 3/1/2014
.....	Haley Seibert (23), Ariana Simmons (22), Amanda Hyde (20)
None in double figures	at Western Michigan, 12/6/2016
One in double figures	Sh'Toya Sanders (12), vs. SIUE, 11/24/2018
Two in double figures	Kiertyn Repp (12) and De'Jour Young (10), at Milwaukee, 12/1/2018
Three in double figures	vs. South Dakota State, 2/24/2018
.....	Jaelencia Williams (14), Kierstyn Repp (13) and Peyton Fallis (10)

Four in double figures	vs. Eastern Michigan, 12/8/2018
.....	Jaelencia Williams (21), Kierstyn Repp (17), De'Jour Young (12) and Hannah Hess (11)
Five in double figures	vs. IU Kokomo, 11/6/2018De'Jour Young (22),
.....	Sierra Bell (15), Sh'Toya Sanders (13), Kierstyn Repp (13) and Jaelencia Williams (10)
Six in double figures	vs. Loyola-Chicago, 11/12/2017; Hannah Albrecht (16), De'Jour Young (12),
.....	KeShyra McCarver (12), Kierstyn Repp (12), Anna Lappenküper (12) and Jaelencia Williams (11)
Scored ≥ 25 points/quarter	27, 4th quarter, vs. Omaha, 1/9/2018
Scored ≥ 50 points/half	50, 2nd half, vs. Eastern Illinois, 12/8/2017
Scored ≥ 100 points	101, vs. Indiana Tech, 12/1/2013
Scored ≥ 100 points/road game	112, at Indiana-South Bend, 1/9/2002
Scored ≥ 100 points/neutral site	106, vs. Western Illinois, 3/10/2013 (@ Souix Falls, S.D.)
Scored < 10 points/quarter	9, 3rd quarter, at Milwaukee, 12/1/2018
Scored ≤ 20 points/half	20, 1st half, vs. SIUE, 11/24/2018
Scored ≤ 30 points/half	22, 1st half, at Milwaukee, 12/1/2018
Scored < 50 points/game	48, at Milwaukee, 12/1/2018
Overcame 10-point deficit to win	10, vs. North Dakota State, 31-21 (4:48, 2nd), 2/11/2017
Overcame 15-point deficit to win	17, at IUPUI, 40-23 (19:17, 2nd), 12/23/2004
Won by 40 or more points	52, vs. Grace, 91-39, 11/16/15

FIELD GOAL SHOOTING

Shot ≥ 60%/quarter600 (6-of-10), 2nd quarter, vs. Eastern Michigan, 12/8/2018
Shot ≥ 70%/quarter733 (11-of-15), 2nd quarter, vs. IU Kokomo, 11/6/2018
Shot ≥ 60%/half633 (19-of-30), 1st half, vs. IU Kokomo, 11/6/2018
Shot ≥ 70%/half727 (16-of-22), 2nd half, vs. Eastern Illinois, 12/8/2017
Shot ≥ 60%/game708 (34-of-48), vs. Eastern Illinois, 12/8/2017
Shot ≥ 70%/game708 (34-of-48), vs. Eastern Illinois, 12/8/2017
Shot ≤ 20%/quarter200 (3-of-15), 3rd quarter, at Milwaukee, 12/1/2018
Shot ≤ 20%/half185 (5-of-27), 1st half, at Western Michigan, 12/6/2016
Shot ≤ 30%/quarter294 (5-of-17), 4th quarter, at Milwaukee, 12/1/2018
Shot ≤ 30%/half250 (8-of-32), 2nd half, at Milwaukee, 12/1/2018
Shot ≤ 30%/game241 (13-of-54), at Milwaukee, 12/1/2018
Shot ≤ 30%/game and won288 (15-of-52), vs. Oral Roberts, 2/17/2016
Shot ≥ 50%/game and lost532 (25-of-47), at South Dakota State, 2/8/2015

THREE-POINTERS

Made 6	Kierstyn Repp (6), at Coastal Carolina, 12/4/2017
Made 7	Kierstyn Repp (7), at North Dakota State, 1/20/2018
Made 8	Anne Boese (8), vs. Butler, 11/20/2011
Made 9	Jamie Holderman (9), vs. SIU-Edwardsville, 2/1/2001
Attempted ≥ 10	Kierstyn Repp (10), at Eastern Illinois, 11/15/2018
Attempted ≥ 15	Anne Boese (17), at Oral Roberts, 12/29/2010
Purdue Fort Wayne Made ≥ 15	16, at Chicago State, 12/4/2014
Purdue Fort Wayne Did not make a three-pointer	at Western Michigan, 12/6/2016
Purdue Fort Wayne Attempted ≥ 30	30, at North Dakota State, 1/20/2018
Purdue Fort Wayne Attempted ≥ 44	48, vs. Bowling Green, 11/19/2004
Purdue Fort Wayne Shot 60% (min. 10 att.)600 (6-of-10), vs. Defiance, 11/12/2016

FREE THROWS

Made 10-of-10 or better	10-10, Josie Fisher, vs. North Dakota State, 2/27/2016
Purdue Fort Wayne Shot 90% (min. 10 att.)905 (19-of-21), vs. Omaha, 1/9/2018
Purdue Fort Wayne Shot ≤ 50%500 (4-of-8), at Loyola-Chicago, 11/29/2018
Purdue Fort Wayne Made ≥ 40	40 (attempted 48) vs. Southern Indiana, 2/6/1992
Purdue Fort Wayne Made ≤ 5 FTs	4 (attempted 8), at Loyola-Chicago, 11/29/2018
Purdue Fort Wayne Attempted ≥ 50 FTs	52 (made 42), vs. Northern Kentucky, 12/21/1995
Purdue Fort Wayne Attempted ≤ 5 FTs	5 (made 4), vs. Western Illinois, 12/28/2016

MINUTES PLAYED

Played every minute	40, Kierstyn Repp, vs. Eastern Michigan, 12/8/2018
Two or more played every minute	at Loyola-Chicago, 11/29/2018
.....	40, Hannah Albrecht and De'Jour Young

REBOUNDS

Had ≥ 10 rebounds	Sh'Toya Sanders (11), at Western Michigan, 11/8/2018
Two Players Had ≥ 10 rebounds	vs. USC Upstate, 11/21/2015
.....	Courtney Ogle (10) and De'Jour Young (10)
Three Players Had ≥ 10 rebounds	at Saint Joseph's (IN), 2/9/1999
.....	Angie Womack (12), Katie Bruening (12), and Laura Douglas (10)
Had ≥ 15 rebounds	Keanna Gary (16), at Denver, 1/9/2016
Had ≥ 20 rebounds	Verea Bibbs (23), vs. UALR, 11/28/2003
Had 10 rebounds in consecutive games	Keanna Gary
.....	(16), at Denver, 1/9/2016 and (11) vs. South Dakota State, 1/13/2016
Had 10 rebounds in three consecutive games	Keanna Gary
.....	(16) vs. Western Illinois, 1/7/2016; (16), at Denver, 1/9/2016; and (11) vs. South Dakota State, 1/13/2016
Had 10 rebounds in four consecutive games	Keanna Gary
.....	(10), vs. IUPUI, 1/1/2016; (16), vs. Western Illinois, 1/7/2016;
.....	(16), at Denver, 1/9/2016; and (11) vs. South Dakota State, 1/13/2016
Had 10 rebounds in five consecutive games	Lisa Miller
.....	(13) at Kentucky Wesleyan, 2/18/1989; (10) vs. Northern Kentucky, 2/23/1989;
.....	(13) vs. Ashland, 2/25/1989; (16) vs. Wayne State, 2/28/1989; and (12) vs. Taylor, 11/17/1989
Purdue Fort Wayne had ≥ 50 rebounds	52, vs. Detroit , 12/2/2014
Purdue Fort Wayne had ≥ 60 rebounds	65, vs. Shippensburg, 11/19/1995

DOUBLE-DOUBLES

Last Player	De'Jour Young (11 pts/10 rbs), at Valparaiso, 12/21/2017
Freshman	KeShyra McCarver (22 pts/14 rbs), at Illinois, 11/14/2014
Points & Rebounds	De'Jour Young (11 pts/10 rbs), at Valparaiso, 12/21/2017
Points & Assists	Maggie Bruening (12 pts/10 ast), vs. Morehead State, 1/5/2004
Points & Steals	Kayla Drake (27 pts/10 stl), at South Dakota State, 1/22/2011
Rebounds & Assists	Lindsay Wertz (10 rbs/10 ast), at Quincy, 2/17/2001
Double-double in consecutive games	Keanna Gary
.....	(10 pts/10 rbs), vs. IUPUI, 1/1/2016; (10 pts/16 rbs), vs. Western Illinois, 1/7/2016
Double-double in three consecutive games	Stephanie Rosado
.....	(14 pts/10 rbs), vs. Akron, 11/15/2010; (22 pts/12 rbs), at Youngstown State, 11/20/2010;
.....	(31 pts/13 rbs), vs. Indiana Tech, 11/23/2010
Double-double in four consecutive games	Sarah Turner
.....	(16 pts/11 rbs), vs. Ashland, 1/4/1988; (22 pts/13 rbs), vs. Lewis, 1/9/1988;
.....	(15 pts/10 rbs), vs. Huntington 1/16/1988; (17 pts/10 rbs), vs. Kentucky Wesleyan, 1/21/1988
Two players had double-doubles	at North Dakota State, 1/9/2014
.....	Amanda Hyde (35 pts/10 rbs) and Stefanie Mauk (12 pts/10 rbs)
Three players had double-doubles	vs. Taylor, 11/17/1989 (@ Huntington, Ind.)
.....	Lisa Miller (20 pts/12 rbs), Robin Scott (14 pts/10 rbs), and Pam Edwards (11 pts/11 rbs)
30 points and 10 rebounds	Amanda Hyde (35 pts/10 rbs), at North Dakota State, 1/9/2014
20 points and 15 rebounds	Stefanie Mauk (20 pts/15 rbs), vs. Rochester, 12/22/2012
30 points and 15 rebounds	Pam Edwards (31 pts/18 rbs), vs. Ashland, 1/25/1992

ASSISTS

Had ≥ 8 assists	Rachel Rinehart (8), vs. Western Illinois, 1/2/2015
Had ≥ 9 assists	Amanda Hyde (9), at Detroit, 12/21/2013
Had ≥ 10 assists	Jordan Zuppe (11), vs. Oral Roberts, 1/29/2011
Had ≥ 15 assists	Wendy Recker (15), vs. Southern Indiana, 1/28/1995
Had 10 assists in consecutive games	Maggie Bruening
.....	(10), vs. Morehead State, 1/5/2004; (10), vs. Air Force, 1/7/2004
Purdue Fort Wayne had 20-24 assists	20, vs. Kent State, 11/19/2015
Purdue Fort Wayne had 25-29 assists	28, vs. Kalamazoo, 12/2/2005
Purdue Fort Wayne had ≥ 30 assists	31, vs. Southern Indiana, 2/7/1991
Purdue Fort Wayne had ≤ 5 assists	5, vs. South Dakota State, 2/24/2018

BLOCKED SHOTS

Blocked 5-6 shots	Ariana Simmons (5), vs. Ball State, 12/29/2013
Blocked ≥ 7 shots	Stephanie Rosado (8), vs. Indiana Tech, 11/23/2010
Fort Wayne blocked ≥ 10 shots	10, vs. IU Kokomo, 11/6/2018

STEALS

Had 5 steals	Rachel Rinehart vs. Western Illinois, 12/28/2016
Had 6 steals	Rachel Rinehart vs. Oral Roberts, 1/21/2017
Had 7 steals	Haley Seibert at North Dakota State, 1/17/2015
Had ≥ 8 steals	Sierra Bell (8), vs. IU Kokomo, 11/6/2018
Two Players Had ≥ 5 steals	at Milwaukee, 12/28/2015
.....	Rachel Rinehart (6) and Josie Fisher (5)
Had 5 steals in consecutive games	Kayla Drake
.....	(10), at South Dakota State, 1/22/2011; (6), at North Dakota State, 1/24/2011
Purdue Fort Wayne had ≥ 20 steals	21, at Milwaukee, 12/28/2015

TURNOVERS

Committed ≥ 20 turnovers	26, at Eastern Illinois, 11/15/2018
Committed ≥ 25 turnovers	26, at Eastern Illinois, 11/15/2018
Committed ≤ 5 turnovers	5, at Western Illinois, 2/4/2016
Committed < 10 turnovers	9, at Denver, 2/4/2017

OVERTIME

Played an OT game	at Coastal Carolina (L, 64-58), 12/4/2017
Played multiple overtimes	at North Dakota State (W, 98-89, 2ot), 1/9/2014
Won an OT game	at North Dakota State (W, 98-89, 2ot), 1/9/2014
Won in multiple overtimes	at North Dakota State (W, 98-89, 2ot), 1/9/2014
Won an OT game at home	vs. UMKC (W, 82-76), 12/3/2011
Won an OT game at neutral site	vs. Western Illinois (W, 106-101, 2ot), 3/10/2013
Won an OT game on the road	at North Dakota State (W, 98-89, 2ot), 1/9/2014
Lost an OT game	at Coastal Carolina (L, 64-58), 12/4/2017
Lost in multiple overtimes	at Hampton (L, 78-77, 2ot), 12/19/2010
Lost an OT game at home	vs. Detroit (L, 81-74), 12/2/2014
Lost an OT game on the road	at Coastal Carolina (L, 64-58), 12/4/2017





00

JAELENCIA WILLIAMS

Sophomore | 6-2

Indianapolis, Ind.

Southport

CENTER

SEASON HIGH	CATEGORY	CAREER HIGH
30, vs. Eastern Michigan, 12/8/2018.....	Minutes.....	30, vs. Eastern Michigan, 12/8/2018
21, vs. Eastern Michigan, 12/8/2018.....	Points.....	21, vs. Eastern Michigan, 12/8/2018
8, at Milwaukee, 12/1/2018.....	Rebounds.....	10, at Illinois, 11/10/2017
3, at Milwaukee, 12/1/2018.....	Assists.....	3, two times
1, two times.....	Steals.....	2, at Belmont, 12/16/2017
3, vs. Taylor, 11/12/2018.....	Blocks.....	3, two times
6, vs. Eastern Michigan, 12/8/2018.....	FG Made.....	7, vs. South Dakota, 3/3/2018
12, vs. Eastern Michigan, 12/8/2018..	FG Attempts ...	14, vs. Loyola-Chicago, 11/12/2017
.....	3-PT Made.....	1, two times
.....	3-PT Attempts.....	1, three times
9, vs. Eastern Michigan, 12/8/2018.....	FT Made.....	9, vs. Eastern Michigan, 12/8/2018
12, vs. Eastern Michigan, 12/8/2018..	FT Attempts ..	12, vs. Eastern Michigan, 12/8/2018

CAREER NOTES

- Majoring in Visual Communication Design

PRIOR TO FORT WAYNE

- Led her team in scoring with 15.7 points, 9.3 rebounds and 1.9 blocks per game
- Was an All-Conference Indiana First-Team selection
- Named to the Indiana Basketball Coaches Association Large School All-State Team

ABOUT INDIANAPOLIS, INDIANA

- Is the capital and largest city of the state of Indiana, founded in 1821
- Home of the NFL's Indianapolis Colts and NBA's Indiana Pacers
- The long list of notable people from greater Indianapolis include: Jane Pauley, Brendan Fraser, Steve McQueen, Gordon Hayward, Oscar Robertson, John Wooden and David Letterman

ABOUT SOUTHPORT HIGH SCHOOL

- Nickname is the Cardinals
- Notable alumni include former ABA and Naismith Memorial Basketball Hall of Famer Louie Dampier, former MLB player Chuck Klein, soap opera star Terry Lester, and current outfielder for the Philadelphia Phillies Cameron Perkins

SEASON STATS

Opponent	Date	gs	min	Total		3-Pointers		Free throws		Rebounds				pf	a	t/o	blk	stl	pts	avg	
				fg-fga	pct	3fg-fga	pct	ft-fga	pct	off	def	tot	avg								
IU KOKOMO	11/06/18		15	5-8	.625	0-0	.000	0-3	.000	1	3	4	4.0	1	0	2	1	0	10	10.0	
at Western Michigan	11/08/18		12	3-8	.375	0-0	.000	3-4	.750	2	1	3	3.5	2	0	2	0	1	9	9.5	
TAYLOR (IN)	11/12/18		23	5-5	1.000	0-0	.000	2-4	.500	4	1	5	4.0	2	0	1	3	0	12	10.3	
at Eastern Illinois	11/15/18		16	3-4	.750	0-0	.000	1-3	.333	1	6	7	4.8	2	0	3	2	0	7	9.5	
at Purdue	11/18/18	*	20	2-4	.500	0-0	.000	1-6	.167	0	2	2	4.2	4	0	2	1	0	5	8.6	
at Evansville	11/20/18		16	2-4	.500	0-0	.000	3-8	.375	2	1	3	4.0	1	0	1	1	0	7	8.3	
SIUE	11/24/18		15	2-3	.667	0-0	.000	4-5	.800	0	1	1	3.6	3	0	0	1	0	8	8.3	
at Loyola-Chicago	11/29/18	*	9	2-4	.500	0-0	.000	0-0	.000	0	2	2	3.4	2	0	2	0	0	4	7.8	
at Milwaukee	12/01/18		28	2-10	.200	0-0	.000	4-8	.500	4	4	8	3.9	4	3	4	2	1	8	7.8	
EASTERN MICHIGAN	12/08/18	*	30	6-12	.500	0-0	.000	9-12	.750	3	3	6	4.1	3	1	1	0	0	21	9.1	
Totals			3	184	32-62	.516	0-0	.000	27-53	.509	17	24	41	4.1	24	4	18	11	2	91	9.1

Games played: 10
Minutes/game: 18.4
Points/game: 9.1
FG Pct: 51.6
FT Pct: 50.9

Rebounds/game: 4.1
Assists/game: 0.4
Turnovers/game: 1.8
Assist/turnover ratio: 0.2
Steals/game: 0.2
Blocks/game: 1.1

CAREER STATS

Season	gp-gs	min/avg	Total fg-fga	pct	3-Point fg-fga	pct	F-Throws ft-fta	pct	Rebounds				pf	fo	ast	to	blk	stl	Scoring	
2017-18	28-15	518/18.5	91-190	.479	2-3	.667	45-66	.682	60	77	137	4.9	48	0	10	44	26	7	229	8.2
2018-19	10-3	184/18.4	32-62	.516	0-0	.000	27-53	.509	17	24	41	4.1	24	0	4	18	11	2	91	9.1
TOTAL	38-18	702/18.5	123-252	.488	2-3	.667	72-119	.605	77	101	178	4.7	72	0	14	62	37	9	320	8.4



3

SIERRA BELL

Junior | 5-7

Danville, Ill.

Schlarman Academy

Northeast Community College

GUARD

SEASON HIGH	CATEGORY	CAREER HIGH
22, vs. IU Kokomo, 11/6/2018	Minutes	22, vs. IU Kokomo, 11/6/2018
15, vs. IU Kokomo, 11/6/2018	Points	15, vs. IU Kokomo, 11/6/2018
8, vs. IU Kokomo, 11/6/2018	Rebounds	8, vs. IU Kokomo, 11/6/2018
5, vs. IU Kokomo, 11/6/2018	Assists	5, vs. IU Kokomo, 11/6/2018
8, vs. IU Kokomo, 11/6/2018	Steals	8, vs. IU Kokomo, 11/6/2018
1, two times	Blocks	1, two times
5, vs. IU Kokomo, 11/6/2018	FG Made	5, vs. IU Kokomo, 11/6/2018
10, at Western Michigan, 11/8/2018	FG Attempts	10, at Western Michigan, 11/8/2018
2, at Eastern Illinois, 11/15/2018	3-PT Made	2, at Eastern Illinois, 11/15/2018
3, two times	3-PT Attempts	3, two times
4, two times	FT Made	4, two times
5, vs. SIUE, 11/24/2018	FT Attempts	5, vs. SIUE, 11/24/2018

CAREER NOTES

- Transferred in for the 2018-19 season
- Majoring in Criminal Justice

PRIOR TO FORT WAYNE

- Played at Northeast Community College in Norfolk, Nebraska for two seasons
- In 2017-18, led the team in assists (3.3 per game) and steals (1.9 per game). Averaged 10.7 points per game
- Named to the Iowa Community College Athletic Conference's (ICCAC) 2017-18 Division I All-Region First Team

ABOUT DANVILLE, ILLINOIS

- Founded in 1827 | Population of 33,027
- Notable people from Danville include: Gene Hackman, Dick Van Dyke, Jerry Van Dyke, Robin Yount and Irving Azoff

ABOUT SCHLARMAN ACADEMY

- Nickname is the Hilltoppers
- Notable alumni include former NFL player Zeke Bratkowski

SEASON STATS

Opponent	Date	gs	min	Total		3-Pointers		Free throws		Rebounds				pf	a	t/o	blk	stl	pts	avg
				fg-fga	pct	3fg-fga	pct	ft-fla	pct	off	def	tot	avg							
IU KOKOMO	11/06/18		22	5-8	.625	1-1	1.000	4-4	1.000	3	5	8	8.0	3	5	6	0	8	15	15.0
at Western Michigan	11/08/18		21	4-10	.400	0-2	.000	0-0	.000	0	5	5	6.5	3	3	1	0	2	8	11.5
TAYLOR (IN)	11/12/18		13	1-8	.125	0-3	.000	2-2	1.000	0	2	2	5.0	4	2	1	0	1	4	9.0
at Eastern Illinois	11/15/18		13	3-5	.600	2-3	.667	0-0	.000	1	1	2	4.3	2	1	2	0	0	8	8.8
at Purdue	11/18/18		13	0-3	.000	0-1	.000	1-2	.500	0	0	0	3.4	2	1	1	0	0	1	7.2
at Evansville	11/20/18		6	0-0	.000	0-0	.000	0-0	.000	0	2	2	3.2	0	0	1	1	0	0	6.0
SIUE	11/24/18		16	2-5	.400	0-1	.000	4-5	.800	1	4	5	3.4	2	3	2	0	0	8	6.3
at Loyola-Chicago	11/29/18		18	3-9	.333	0-0	.000	1-3	.333	1	0	1	3.1	4	3	2	1	2	7	6.4
at Milwaukee	12/01/18		dnp	-	-	-	-	-	-	-	-	-	-	-	-	-	-	-	-	-
EASTERN MICHIGAN	12/08/18		dnp	-	-	-	-	-	-	-	-	-	-	-	-	-	-	-	-	-
Totals		0	122	18-48	.375	3-11	.273	12-16	.750	6	19	25	3.1	20	18	16	2	13	51	6.4

Games played: 8
Minutes/game: 15.3
Points/game: 6.4
FG Pct: 37.5
3FG Pct: 27.3
FT Pct: 75.0

Rebounds/game: 3.1
Assists/game: 2.3
Turnovers/game: 2.0
Assist/turnover ratio: 1.1
Steals/game: 1.6
Blocks/game: 0.3

CAREER STATS

Season	gp-gs	min/avg	Total		3-Point		F-Throws		Rebounds				pf	fo	ast	to	blk	stl	Scoring	
			fg-fga	pct	fg-fga	pct	ft-fa	pct	off	def	tot	avg							pts	avg
2018-19	8-0	122/15.3	18-48	.375	3-11	.273	12-16	.750	6	19	25	3.1	20	0	18	16	2	13	51	6.4
TOTAL	8-0	122/15.3	18-48	.375	3-11	.273	12-16	.750	6	19	25	3.1	20	0	18	16	2	13	51	6.4



ELLIE
DYKSTRA

Freshman | 6-1
 Byron Center Mich.
 Byron Center

FORWARD

4

SEASON HIGH	CATEGORY	CAREER HIGH
17, vs. IU Kokomo, 11/6/2018	Minutes	17, vs. IU Kokomo, 11/6/2018
6, vs. Eastern Michigan, 12/8/2018	Points	6, vs. Eastern Michigan, 12/8/2018
7, vs. IU Kokomo, 11/6/2018	Rebounds	7, vs. IU Kokomo, 11/6/2018
1, at Western Michigan, 11/8/2018	Assists	1, at Western Michigan, 11/8/2018
1, at Purdue, 11/18/2018	Steals	1, at Purdue, 11/18/2018
2, vs. IU Kokomo, 11/6/2018	Blocks	2, vs. IU Kokomo, 11/6/2018
3, vs. Eastern Michigan, 12/8/2018	FG Made	3, vs. Eastern Michigan, 12/8/2018
4, vs. Eastern Michigan, 12/8/2018	FG Attempts	4, vs. Eastern Michigan, 12/8/2018
	3-PT Made	
1, at Milwaukee, 12/1/2018	3-PT Attempts	1, at Milwaukee, 12/1/2018
1, vs. Taylor, 11/12/2018	FT Made	1, vs. Taylor, 11/12/2018
2, vs. Taylor, 11/12/2018	FT Attempts	2, vs. Taylor, 11/12/2018

CAREER NOTES

- Majoring in Business
- Uncle Jeff played football at Western Michigan for four years, other uncle Todd played football for four seasons at Saginaw Valley State, brother Mitchell played baseball at Muskegon Community College.

PRIOR TO FORT WAYNE

- Three-time Class A All-Ottawa-Kent Conference selection
- Three-time All-Area honoree
- Named a Basketball Coaches Association of Michigan Class A Honorable Mention her last two seasons
- Averaged 13.9 points, 6.0 rebounds, 4.4 assists and 3.2 steals her junior year.

ABOUT BYRON CENTER, MICHIGAN

- Population of 5,822
- Located about 14 miles south-southwest of Grand Rapids.

ABOUT BYRON CENTER HIGH SCHOOL

- Nickname is the Bulldogs

SEASON STATS

Opponent	Date	Total		3-Pointers		Free throws		Rebounds												
		gs	min	fg-fga	pct	3fg-fga	pct	ft-fga	pct	off	def	tot	avg	pf	a	t/o	blk	stl	pts	avg
IU KOKOMO	11/06/18		17	1-1	1.000	0-0	.000	0-0	.000	2	5	7	7.0	0	0	2	2	0	2	2.0
at Western Michigan	11/08/18		2	0-0	.000	0-0	.000	0-0	.000	0	1	1	4.0	1	1	1	0	0	0	1.0
TAYLOR (IN)	11/12/18		2	0-0	.000	0-0	.000	1-2	.500	1	1	2	3.3	2	0	0	0	0	1	1.0
at Eastern Illinois	11/15/18		1	0-0	.000	0-0	.000	0-0	.000	0	0	0	2.5	1	0	1	0	0	0	0.8
at Purdue	11/18/18		7	0-1	.000	0-0	.000	0-0	.000	0	0	0	2.0	0	0	0	0	1	0	0.6
at Evansville	11/20/18		1	0-0	.000	0-0	.000	0-0	.000	0	0	0	1.7	0	0	0	0	0	0	0.5
SIUE	11/24/18		dnp		-		-		-		-	-	-	-	-	-	-	-	-	-
at Loyola-Chicago	11/29/18		11	1-3	.333	0-0	.000	0-0	.000	0	0	0	1.4	1	0	0	0	0	2	0.7
at Milwaukee	12/01/18	*	5	0-1	.000	0-1	.000	0-0	.000	0	0	0	1.3	1	0	0	0	0	0	0.6
EASTERN MICHIGAN	12/08/18		10	3-4	.750	0-0	.000	0-0	.000	0	1	1	1.2	0	0	0	0	0	6	1.2
Totals		1	56	5-10	.500	0-1	.000	1-2	.500	3	8	11	1.2	6	1	4	2	1	11	1.2

Games played: 9
 Minutes/game: 6.2
 Points/game: 1.2
 FG Pct: 50.0
 3FG Pct: 0.0
 FT Pct: 50.0

Rebounds/game: 1.2
 Assists/game: 0.1
 Turnovers/game: 0.4
 Assist/turnover ratio: 0.3
 Steals/game: 0.1
 Blocks/game: 0.2

CAREER STATS

Season	gp-gs	min/avg	Total fg-fga	pct	3-Point fg-fga	pct	F-Throws ft-fa	pct	Rebounds off	def	tot	avg	pf	fo	ast	to	blk	stl	Scoring pts	avg
2018-19	9-1	56/6.2	5-10	.500	0-1	.000	1-2	.500	3	8	11	1.2	6	0	1	4	2	1	11	1.2
TOTAL	9-1	56/6.2	5-10	.500	0-1	.000	1-2	.500	3	8	11	1.2	6	0	1	4	2	1	11	1.2



5

**HANNAH
HESS**

R-Sophomore | 5-10
Oregon, Ohio
Clay

GUARD

SEASON HIGH	CATEGORY	CAREER HIGH
37, vs. Taylor, 11/12/2018.....	Minutes.....	37, vs. Taylor, 11/12/2018
16, vs. Taylor, 11/12/2018.....	Points.....	16, vs. Taylor, 11/12/2018
7, two times.....	Rebounds.....	7, two times
7, at Eastern Illinois, 11/15/2018.....	Assists.....	7, at Eastern Illinois, 11/15/2018
3, vs. Taylor, 11/12/2018.....	Steals.....	3, vs. Taylor, 11/12/2018
1, two times.....	Blocks.....	1, three times
6, vs. Taylor, 11/12/2018.....	FG Made.....	6, vs. Taylor, 11/12/2018
11, vs. Taylor, 11/12/2018.....	FG Attempts.....	14, vs. Western Illinois, 12/30/2017
4, vs. Taylor, 11/12/2018.....	3-PT Made.....	4, vs. Taylor, 11/12/2018
8, vs. Taylor, 11/12/2018.....	3-PT Attempts.....	10, vs. Western Illinois, 12/30/2017
3, vs. Eastern Michigan, 12/8/2018.....	FT Made.....	3, two time
3, vs. Eastern Michigan, 12/8/2018.....	FT Attempts.....	3, two times

CAREER NOTES

- Missed the 2016-17 season due to injury, used a reshirt season
- Majoring in Biology

PRIOR TO FORT WAYNE

- Named to the 2015-16 Division I All-Ohio First Team
- Averaged 16.0 points and 4.0 rebounds per game as a senior
- Was a two-time First Team All-Three Rivers Athletic Conference and First Team All-District selection
- Named the District 7 Player of the Year in her final season at Clay

ABOUT OREGON, OHIO

- Population of 20,291 | Motto: "A City of Opportunity"
- Is part of the industrial suburb of Toledo, Ohio
- Home to the Sundance Drive-In, one of the last in the region

ABOUT CLAY HIGH SCHOOL

- Nickname is the Bulldogs
- Notable alumni include NFL Offensive Guard for the Indianapolis Colts Eric Herman, and MLB player A.J. Achter and Chinese Professional Baseball League Jutsin Thomas

SEASON STATS

Opponent	Date	gs	min	Total fg-fga	pct	3-Pointers 3fg-fga	pct	Free throws ft-fta	pct	Rebounds off	def	tot	avg	pf	a	t/o	blk	stl	pts	avg
IU KOKOMO	11/06/18	13		1-3	.333	0-1	.000	0-0	.000	0	1	1	1.0	3	1	1	0	1	2	2.0
at Western Michigan	11/08/18	22		4-7	.571	1-2	.500	0-0	.000	0	2	2	1.5	1	0	0	0	1	9	5.5
TAYLOR (IN)	11/12/18	37		6-11	.545	4-8	.500	0-0	.000	1	6	7	3.3	2	3	3	1	3	16	9.0
at Eastern Illinois	11/15/18	31		3-6	.500	2-5	.400	0-0	.000	0	2	2	3.0	2	7	2	1	0	8	8.8
at Purdue	11/18/18	*	25	3-8	.375	3-7	.429	0-0	.000	0	1	1	2.6	2	2	2	0	2	9	8.8
at Evansville	11/20/18	13		1-2	.500	0-1	.000	0-0	.000	0	3	3	2.7	0	1	0	0	1	2	7.7
SIUE	11/24/18	14		1-5	.200	1-3	.333	0-0	.000	0	3	3	2.7	2	0	2	0	0	3	7.0
at Loyola-Chicago	11/29/18	*	25	1-4	.250	1-4	.250	0-0	.000	0	1	1	2.5	2	2	1	0	0	3	6.5
at Milwaukee	12/01/18	*	29	1-5	.200	1-3	.333	2-2	1.000	1	6	7	3.0	4	2	1	0	0	5	6.3
EASTERN MICHIGAN	12/08/18	29		4-6	.667	0-1	.000	3-3	1.000	0	4	4	3.1	1	1	2	0	1	11	6.8
Totals		3	238	25-57	.439	13-35	.371	5-5	1.000	2	29	31	3.1	19	19	14	2	9	68	6.8

Games played: 10
 Minutes/game: 23.8
 Points/game: 6.8
 FG Pct: 43.9
 3FG Pct: 37.1
 FT Pct: 100.0

Rebounds/game: 3.1
 Assists/game: 1.9
 Turnovers/game: 1.4
 Assist/turnover ratio: 1.4
 Steals/game: 0.9
 Blocks/game: 0.2

CAREER STATS

Season	gp-gs	min/avg	Total fg-fga	pct	3-Point fg-fga	pct	F-Throws ft-fta	pct	Rebounds off	def	tot	avg	pf	fo	ast	to	blk	stl	Scoring pts	avg
2017-18	27-2	364/13.5	34-113	.301	21-78	.269	8-9	.889	5	28	33	1.2	18	0	15	25	2	10	97	3.6
2018-19	10-3	238/23.8	25-57	.439	13-35	.371	5-5	1.000	2	29	31	3.1	19	0	19	14	2	9	68	6.8
TOTAL	37-5	602/16.3	59-170	.347	34-113	.301	13-14	.929	7	57	64	1.7	37	0	34	39	4	19	165	4.5



10

HANNAH
ALBRECHT

Junior | 5-7
Crown Point, Ind.
Crown Point
Saint Joseph's (IN)

GUARD

CAREER NOTES

- Transferred in for the 2017-18 season
- Majoring in Marketing
- Brothers Spike played at Michigan and Purdue, and Stephen played at Toledo and Brown; father Chuck played at Vincennes and Purdue Calumet; grandfather Charles played briefly at Indiana.

PRIOR TO FORT WAYNE

- Played one season at Saint Joseph's (IN) before it closed in May of 2017
- Named Third Team All-Great Lakes Valley Conference (GLVC)
- Named to the GLVC All-Freshman Team

SEASON HIGH	CATEGORY	CAREER HIGH
40, at Loyola-Chicago, 11/29/2018	Minutes	43, vs. William Jewell, 2/11/2017 *
15, at Loyola-Chicago, 11/29/2018	Points	23, at Maryville, 1/5/2017 *
6, at Evansville, 11/20/2018	Rebounds	7, two times *
3, at Evansville, 11/20/2018	Assists	8, vs. Bellarmine, 1/28/2017 *
2, at Western Michigan, 11/8/2018	Steals	3, six times *
—	Blocks	2, at Truman State, 2/4/2017 *
6, two times	FG Made	10, vs. Bellarmine, 1/28/2017 *
15, at Milwaukee, 12/1/2018	FG Attempts	16, vs. Bellarmine, 1/28/2017 *
3, at Loyola-Chicago, 11/29/2018	3-PT Made	3, six times *
6, at Milwaukee, 12/1/2018	3-PT Attempts	7, four times *
2, two times	FT Made	7, vs. Denver, 1/6/2018
2, three times	FT Attempts	7, vs. Denver, 1/6/2018

* = Includes while at Saint Joseph's

ABOUT CROWN POINT, INDIANA

- Population of 27,317 | Incorporated 1868 | Nickname: Hub of Lake County
- Some of the more well known residents and former residents of Crown Point include World War I General William G. Hann and billionaire entrepreneur Dean White
- Used as a set location to film for the movie Public Enemies

ABOUT CROWN POINT HIGH SCHOOL

- Nickname is the Bulldogs
- Notable alumni include Indiana Supreme Court justice Geoffrey G. Slaughter, astronaut Jerry L. Ross, and former professional baseball player and now analyst on the MLB network Dan Plesac

SEASON STATS

Opponent	Date	gs	min	Total fg-fga	pct	3-Pointers 3fg-fga	pct	Free throws ft-fa	pct	Rebounds off	def	tot	avg	pf	a	t/o	blk	stl	pts	avg
IU KOKOMO	11/06/18	*	28	3-5	.600	0-1	.000	0-0	.000	0	1	1	1.0	1	2	2	0	1	6	6.0
at Western Michigan	11/08/18	*	17	0-0	.000	0-0	.000	0-0	.000	0	1	1	1.0	2	1	1	0	2	0	3.0
TAYLOR (IN)	11/12/18	*	35	6-10	.600	2-3	.667	0-0	.000	0	1	1	1.0	1	1	3	0	0	14	6.7
at Eastern Illinois	11/15/18	*	29	2-8	.250	1-3	.333	1-2	.500	0	2	2	1.3	1	1	4	0	0	6	6.5
at Purdue	11/18/18	*	22	4-9	.444	2-4	.500	2-2	1.000	0	1	1	1.2	2	0	3	0	0	12	7.6
at Evansville	11/20/18	*	31	2-7	.286	0-1	.000	1-1	1.000	2	4	6	2.0	3	3	0	0	0	5	7.2
SIUE	11/24/18	*	36	3-8	.375	0-3	.000	1-2	.500	0	1	1	1.9	2	2	1	0	0	7	7.1
at Loyola-Chicago	11/29/18	*	40	6-13	.462	3-4	.750	0-0	.000	0	2	2	1.9	1	2	2	0	1	15	8.1
at Milwaukee	12/01/18	*	39	3-15	.200	1-6	.167	2-2	1.000	0	4	4	2.1	1	2	3	0	0	9	8.2
EASTERN MICHIGAN	12/08/18	*	17	0-2	.000	0-1	.000	0-0	.000	0	0	0	1.9	5	2	3	0	0	0	7.4
Totals		9	294	29-77	.377	9-26	.346	7-9	.778	2	17	19	1.9	19	16	22	0	4	74	7.4

Games played: 10
Minutes/game: 29.4
Points/game: 7.4
FG Pct: 37.7
3FG Pct: 34.6
FT Pct: 77.8

Rebounds/game: 1.9
Assists/game: 1.6
Turnovers/game: 2.2
Assist/turnover ratio: 0.7
Steals/game: 0.4

CAREER STATS

Season	gp-gs	min/avg	Total fg-fga	pct	3-Point fg-fga	pct	F-Throws ft-fa	pct	Rebounds off	def	tot	avg	pf	fo	ast	to	blk	stl	pts	avg
2016-17*	29-26	301/10.4	95-225	.422	31-92	.337	48-55	.873	10	64	74	2.6	48	1	48	47	5	29	269	9.3
2017-18	27-26	835/30.9	67-172	.390	23-55	.418	39-47	.830	6	72	78	2.9	47	0	53	56	5	20	196	7.3
2018-19	10-9	294/29.4	29-77	.377	9-26	.346	7-9	.778	2	17	19	1.9	19	1	16	22	0	4	74	7.4
TOTAL	37-35	1129/30.5	96-249	.386	32-81	.395	46-56	.821	8	89	97	2.6	66	1	69	78	5	24	270	7.3
All*	66-61	1430/21.7	191-474	.403	63-173	.364	94-111	.847	18	153	171	2.6	114	2	117	125	10	53	539	8.2

* include statistics from Saint Joseph's



12

ANNA LAPPENKÜPER

Junior | 5-9
 Herne, Germany
 Otto Hahn Gymnasium

GUARD

CAREER NOTES

- 2016-17 Summit League Academic Honor Roll
- Majoring in Management

PRIOR TO FORT WAYNE

- Member of the U20 German National team that won the 2017 FIBA U20 Women's European Championship, Division B title
- Team captain of the German U16 team that won gold in Division B at the 2014 FIBA Women's European Championship

SEASON HIGH	CATEGORY	CAREER HIGH
40, at Western Michigan, 11/8/2018.....	Minutes.....	40, three times
10, at Evansville, 11/20/2018.....	Points.....	19, at Xavier, 11/29/2017
5, vs. IU Kokomo, 11/6/2018.....	Rebounds.....	6, at Illinois, 11/10/2017
6, vs. IU Kokomo, 11/6/2018.....	Assists.....	7, vs. Eastern Illinois, 12/8/2017
3, vs. Eastern Michigan, 12/8/2018.....	Steals.....	3, three times
2, at Evansville, 11/20/2018.....	Blocks.....	2, at Evansville, 11/20/2018
4, vs. Taylor, 11/12/2018.....	FG Made.....	7, at Xavier, 11/29/2017
10, at Loyola-Chicago, 11/29/2018.....	FG Attempts.....	15, at South Dakota State, 1/5/2017
3, at Loyola-Chicago, 11/29/2018.....	3-PT Made.....	3, four times
6, at Loyola-Chicago, 11/29/2018.....	3-PT Attempts.....	10, at South Dakota State, 1/5/2017
4, at Evansville, 11/20/2018.....	FT Made.....	8, vs. Loyola-Chicago, 11/12/2017
4, at Evansville, 11/20/2018.....	FT Attempts.....	9, vs. Loyola-Chicago, 11/12/2017

ABOUT HERNE, GERMANY

- Home to the Cranger Kirmes funfair every first week of August. The second largest carnival in Germany with an average of around 4,500,000 visitors. Its origins can be traced back to the 15th century

ABOUT GERMANY

- Population: 82,175,700, 16th largest in the world | Official language is German
- East Germany and West Germany reunified on October 3, 1990
- Is the largest music market in Europe and home to German-born music composers Johann Sebastian Bach and Ludwig van Beethoven
- Known as a leading automobile haven of the world include Mercedes-Benz, BMW, Volkswagen, Audi and Porsche

SEASON STATS

Opponent	Date	gs	min	Total		3-Pointers		Free throws		Rebounds				pf	a	t/o	blk	stl	pts	avg	
				fg-fga	pct	3fg-fga	pct	ft-fta	pct	off	def	tot	avg								
IU KOKOMO	11/06/18	*	30	1-4	.250	0-2	.000	0-0	.000	0	5	5	5.0	2	6	2	0	2	2	2.0	
at Western Michigan	11/08/18	*	40	1-5	.200	1-2	.500	0-0	.000	2	1	3	4.0	2	4	4	0	2	3	2.5	
TAYLOR (IN)	11/12/18	*	29	4-9	.444	1-3	.333	0-0	.000	1	2	3	3.7	0	4	4	0	2	9	4.7	
at Eastern Illinois	11/15/18	*	24	1-3	.333	0-0	.000	0-0	.000	2	2	4	3.8	0	2	5	1	0	2	4.0	
at Purdue	11/18/18	*	32	3-8	.375	1-4	.250	0-2	.000	1	1	2	3.4	3	2	2	0	1	7	4.6	
at Evansville	11/20/18	*	35	3-5	.600	0-1	.000	4-4	1.000	0	4	4	3.5	2	4	3	2	1	10	5.5	
SIUE	11/24/18	*	28	2-3	.667	1-2	.500	0-0	.000	2	4	6	3.9	1	0	3	0	1	5	5.4	
at Loyola-Chicago	11/29/18	*	29	3-10	.300	3-6	.500	0-0	.000	0	2	2	3.6	3	4	2	1	0	9	5.9	
at Milwaukee	12/01/18	*	25	1-5	.200	1-2	.500	1-2	.500	2	1	3	3.6	2	1	1	0	1	4	5.7	
EASTERN MICHIGAN	12/08/18	*	34	2-9	.222	1-5	.200	0-0	.000	1	1	2	3.4	3	2	1	0	3	5	5.6	
Totals			10	306	21-61	.344	9-27	.333	5-8	.625	11	23	34	3.4	18	29	27	4	13	56	5.6

Games played: 10
 Minutes/game: 30.6
 Points/game: 5.6
 FG Pct: 34.4
 3FG Pct: 33.3
 FT Pct: 62.5

Rebounds/game: 3.4
 Assists/game: 2.9
 Turnovers/game: 2.7
 Assist/turnover ratio: 1.1
 Steals/game: 1.3
 Blocks/game: 0.4

CAREER STATS

			Total		3-Point		F-Throws		Rebounds											Scoring	
Season	gp-gs	min/avg	fg-fga	pct	fg-fga	pct	ft-fta	pct	off	def	tot	avg	pf	fo	ast	to	blk	stl	pts	avg	
2016-17	29-24	888/30.6	75-206	.364	19-79	.241	24-34	.706	10	64	74	2.6	62	2	46	84	2	26	193	6.7	
2017-18	27-27	783/29.0	68-188	.362	18-61	.295	39-47	.830	26	36	62	2.3	66	0	54	58	2	16	193	7.1	
2018-19	10-10	306/30.6	21-61	.344	9-27	.333	5-8	.625	11	23	34	3.4	18	0	29	27	4	13	56	5.6	
TOTAL	66-61	1977/30.0	164-455	.360	46-167	.275	68-89	.764	47	123	170	2.6	146	2	129	169	8	55	442	6.7	



SEASON HIGH	CATEGORY	CAREER HIGH
40, at Loyola-Chicago, 11/29/2018	Minutes	40, three times
22, vs. IU Kokomo, 11/6/2018	Points	23, vs. Eastern Illinois, 12/8/2017
9, at Eastern Illinois, 11/15/2018	Rebounds	11, three times
4, at Purdue, 11/14/2018	Assists	5, three times
4, at Evansville, 11/20/2018	Steals	5, vs. Grace, 11/16/2015
2, vs. IU Kokomo, 11/6/2018	Blocks	3, vs. Denver, 1/6/2018
7, two times	FG Made	9, vs. Eastern Illinois, 12/8/2017
13, at Evansville, 11/20/2018	FG Attempts	19, vs. Maryville, 12/19/2017
3, at Loyola-Chicago, 11/29/2018	3-PT Made	3, two times
7, at Milwaukee, 12/1/2018	3-PT Attempts	8, vs. Maryville, 12/19/2017
8, vs. Eastern Michigan, 12/8/2018	FT Made	8, two times
10, vs. IU Kokomo, 11/6/2018	FT Attempts	10, three times

CAREER NOTES

- Majoring in Criminal Justice

PRIOR TO FORT WAYNE

- Led Concordia to the Summit Athletic Conference tournament title in 2015
- Averaged 18.5 points, 7.1 rebounds, 2.6 assists, and 1.5 steals per game
- Was a 2015 First Team All-SAC
- Was a 2015 All-Northeast Indiana First Team honoree

ABOUT FORT WAYNE, INDIANA

- Incorporated on February 22, 1840, and is the second largest city in the state. The nickname, The Summit City, is due to its location at the zenith of the locks on the canal
- Also home to the ECHL's Fort Wayne Komets, the Midwest League's Fort Wayne TinCaps, and the NBA G League's Fort Wayne Mad Ants
- Original home to the Fort Wayne Pistons, before moving to Detroit. Was also home to the Fort Wayne Daisies of the All-American Girls Professional Baseball League

ABOUT CONCORDIA LUTHERAN HIGH SCHOOL

- Nickname is the Cadets
- Notable alumni include leading NFL agent Eugene Parker, sixth round MLB draft pick Brian Reith, and Professional mixed martial artist and former UFC fighter Dave Herman

SEASON STATS

Opponent	Date	gs	min	Total		3-Pointers		Free throws		Rebounds				pf	a	t/o	blk	stl	pts	avg	
				fg-fga	pct	3fg-fga	pct	ft-fta	pct	off	def	tot	avg								
IU KOKOMO	11/06/18	*	24	7-10	.700	1-2	.500	7-10	.700	3	1	4	4.0	3	1	1	2	1	22	22.0	
at Western Michigan	11/08/18	*	31	6-10	.600	2-2	1.000	0-4	.000	2	5	7	5.5	5	1	6	0	1	14	18.0	
TAYLOR (IN)	11/12/18	*	31	6-11	.545	1-2	.500	7-8	.875	4	4	8	6.3	2	2	1	1	2	20	18.7	
at Eastern Illinois	11/15/18	*	31	2-8	.250	1-3	.333	2-2	1.000	2	7	9	7.0	2	1	5	0	0	7	15.8	
at Purdue	11/18/18	*	32	1-7	.143	0-1	.000	2-2	1.000	3	2	5	6.6	3	4	0	0	2	4	13.4	
at Evansville	11/20/18	*	39	7-13	.538	2-6	.333	3-4	.750	1	6	7	6.7	3	1	2	1	4	19	14.3	
SIUE	11/24/18	*	36	1-11	.091	0-2	.000	2-4	.500	1	5	6	6.6	2	2	4	0	2	4	12.9	
at Loyola-Chicago	11/29/18	*	40	6-11	.545	3-6	.500	3-5	.600	1	2	3	6.1	1	3	1	0	1	18	13.5	
at Milwaukee	12/01/18	*	37	2-10	.200	2-7	.286	4-6	.667	2	1	3	5.8	1	0	1	1	1	10	13.1	
EASTERN MICHIGAN	12/08/18	*	40	2-6	.333	0-2	.000	8-9	.889	3	4	7	5.9	3	2	6	0	3	12	13.0	
Totals			10	341	40-97	.412	12-33	.364	38-54	.704	22	37	59	5.9	25	17	27	5	17	130	13.0

Games played: 10
Minutes/game: 34.1
Points/game: 13.0
FG Pct: 41.2
3FG Pct: 36.4
FT Pct: 70.4

Rebounds/game: 5.9
Assists/game: 1.7
Turnovers/game: 2.7
Assist/turnover ratio: 0.6
Steals/game: 1.7
Blocks/game: 0.5

CAREER STATS

Season	gp-gs	min/avg	Total fg-fga	pct	3-Point fg-fga	pct	F-Throws ft-fta	pct	Rebounds off	def	tot	avg	pf	fo	ast	to	blk	stl	Scoring pts	avg
2015-16	30-21	688/22.9	72-176	.409	8-19	.421	51-72	.708	55	52	107	3.6	69	1	34	34	8	33	203	6.8
2016-17	29-29	910/31.4	134-327	.410	12-62	.194	74-87	.851	56	101	157	5.4	77	2	59	68	6	27	354	12.2
2017-18	26-24	848/32.6	101-280	.361	14-65	.215	72-101	.713	64	93	157	6.0	53	0	45	74	16	34	288	11.1
2018-19	10-10	341/34.1	40-97	.412	12-33	.364	38-54	.704	22	37	59	5.9	25	1	17	27	5	17	130	13.0
TOTAL	95-84	2787/29.3	347-880	.394	46-179	.257	235-314	.748	197	283	480	5.1	224	4	155	203	35	111	975	10.3



14

Sh'TOYA SANDERS

R-Junior | 6-0
Fort Wayne, Ind.
Wayne
Chicago State

FOWARD

CAREER NOTES

- Sat out the 2017-18 season due to transfer rules
- Majoring in Criminal Justice

PRIOR TO FORT WAYNE

- Played two seasons at Chicago State (2015-16 and 2016-17)
- Named the Western Athletic Conference Player of the Week on 11/28/2016
- Had 23 rebounds at Northern Illinois on 11/22/2016, which were fifth most by a Division I player that season

SEASON HIGH	CATEGORY	CAREER HIGH
25, vs. SIUE, 11/24/2018	Minutes	38, four times *
13, two times	Points	38, at Northern Illinois, 11/22/2016 *
11, at Western Michigan, 11/8/2018	Rebounds	23, at Northern Illinois, 11/22/2016 *
2, two times	Assists	3, three times *
2, three times	Steals	5, three times *
3, vs. IU Kokomo, 11/6/2018	Blocks	6, two times *
6, two times	FG Made	11, at Northern Illinois, 11/22/2016 *
16, at Evansville, 11/20/2018	FG Attempts	22, at Northern Illinois, 11/22/2016 *
—	3-PT Made	1, two times *
—	3-PT Attempts	3, at Ball State, 12/1/2016 *
4, vs. SIUE, 11/24/2018	FT Made	15, at Northern Illinois, 11/22/2016 *
5, vs. SIUE, 11/24/2018	FT Attempts	19, at Northern Illinois, 11/22/2016 *

* = While at Chicago State

ABOUT FORT WAYNE, INDIANA

- Incorporated on February 22, 1840, and is the second largest city in the state. The nickname, The Summit City, is due to its location at the zenith of the locks on the canal
- Also home to the ECHL's Fort Wayne Komets, the Midwest League's Fort Wayne TinCaps, and the NBA G League's Fort Wayne Mad Ants
- Original home to the Fort Wayne Pistons, before moving to Detroit. Was also home to the Fort Wayne Daisies of the All-American Girls Professional Baseball League

ABOUT WAYNE HIGH SCHOOL

- Nickname is the Generals
- Notable alumni include founder of Sweetwater Sound Chuck Surack, actress Molly Hagen, and former Detroit Lion Roosevelt Barnes

SEASON STATS

Opponent	Date	gs	min	Total		3-Pointers		Free throws		Rebounds				pf	a	t/o	blk	stl	pts	avg
				fg-fga	pct	3fg-fga	pct	ft-fa	pct	off	def	tot	avg							
IU KOKOMO	11/06/18	*	17	6-8	.750	0-0	.000	1-3	.333	0	4	4	4.0	3	0	2	3	1	13	13.0
at Western Michigan	11/08/18	*	24	4-11	.364	0-0	.000	1-2	.500	5	6	11	7.5	4	0	0	0	0	9	11.0
TAYLOR (IN)	11/12/18	*	15	0-2	.000	0-0	.000	1-1	1.000	2	1	3	6.0	4	0	1	1	2	1	7.7
at Eastern Illinois	11/15/18	*	23	3-5	.600	0-0	.000	2-2	1.000	2	2	4	5.5	3	2	2	0	0	8	7.8
at Purdue	11/18/18	*	21	1-7	.143	0-0	.000	0-0	.000	3	2	5	5.4	3	0	2	0	2	2	6.6
at Evansville	11/20/18	*	23	6-16	.375	0-0	.000	1-3	.333	6	2	8	5.8	1	1	2	2	2	13	7.7
SIUE	11/24/18	*	25	4-8	.500	0-0	.000	4-5	.800	1	6	7	6.0	4	0	3	2	1	12	8.3
at Loyola-Chicago	11/29/18		19	3-3	1.000	0-0	.000	0-0	.000	2	3	5	5.9	3	2	1	1	2	6	8.0
at Milwaukee	12/01/18		dnp	-	-	-	-	-	-	-	-	-	-	-	-	-	-	-	-	-
EASTERN MICHIGAN	12/08/18		dnp	-	-	-	-	-	-	-	-	-	-	-	-	-	-	-	-	-
Totals		7	167	27-60	.450	0-0	.000	10-16	.625	21	26	47	5.9	25	5	13	9	10	64	8.0


Games played: 8
Minutes/game: 20.9
Points/game: 8.0
FG Pct: 45.0
FT Pct: 62.5

Rebounds/game: 5.9
Assists/game: 0.6
Turnovers/game: 1.6
Assist/turnover ratio: 0.4
Steals/game: 1.3
Blocks/game: 1.1

CAREER STATS

Season	gp-gs		min/avg		Total		3-Point		F-Throws		Rebounds				* include statistics from Chicago State									
					fg-fga	pct	fg-fga	pct	ft-fa	pct	off	def	tot	avg	pf	fo	ast	to	blk	stl	pts	avg	pts	avg
2015-16*	29-28		742/25.6		99-217	.456	0-0	.000	41-74	.554	77	105	182	6.3	93	4	25	70	47	43	239	8.2		
2016-17*	7-7		215/30.7		36-100	.360	2-7	.286	38-56	.679	25	44	69	9.9	26	2	4	14	29	14	112	16.0		
2018-19	8-7		167/20.9		27-60	.450	0-0	.000	10-16	.625	21	26	47	5.9	25	0	5	13	9	10	64	8.0		
TOTAL	8-7		167/20.9		27-60	.450	0-0	.000	10-16	.625	21	26	47	5.9	25	0	5	13	9	10	64	8.0		
All*	44-42		1124/25.5		162-377	.430	2-7	.286	89-146	.610	123	175	298	6.8	144	6	34	97	85	67	415	9.4		

19 2018-19 PURDUE FORT WAYNE WOMEN'S BASKETBALL GAME NOTES



15

CAMARA
DOUGLAS

Freshman | 5-11
San Deigo, Calif.
Mount Miguel

FORWARD

SEASON HIGH	CATEGORY	CAREER HIGH
.....	Minutes.....
.....	Points.....
.....	Rebounds.....
.....	Assists.....
.....	Steals.....
.....	Blocks.....
.....	FG Made.....
.....	FG Attempts.....
.....	3-PT Made.....
.....	3-PT Attempts.....
.....	FT Made.....
.....	FT Attempts.....

CAREER NOTES

- Majoring in Computer Engineering Tech

PRIOR TO FORT WAYNE

- Averaged 17.8 points, 9.5 rebounds, 2.5 steals and 1.5 blocks per game
- Named both the Grossmont - Hills League and All-East County Player of the Year
- Named to the All-California Interscholastic First Team her senior year
- Named to the first team's for the All-Grossmont - Hills League, San Diego Hoops Report and All-East County
- Earned First Team honors on both the All-Grossmont - Hills League team and All-East County team her junior year

ABOUT SAN DEIGO, CALIFORNIA

- Population of 1,419,516 | Established 1769
- Eighth-largest city in the United States and second-largest in California
- Home to MLB's San Diego Padres. Former home of the NFL's San Diego Chargers, NBA's San Diego Rockets and San Diego Clippers, and the ABA's San Diego Conquistadors/Sails

ABOUT MOUNT MIGUEL HIGH SCHOOL

- Nickname is the Matadors
- Notable alumni include former Pittsburgh Pirates pitcher Jeff Karstens, NFL offensive tackle Khalif Barnes, Television actor Matt Bradford, NFL saftey Robert Griffith, and NFL defensive lineman Ogemdi Nwagbuo



**AMAYA
JOHNS**

23

Freshman | 5-9
Plainfield, Ill.
Oswego East

GUARD

SEASON HIGH	CATEGORY	CAREER HIGH
4, vs. IU Kokomo, 11/6/2018	Minutes	4, vs. IU Kokomo, 11/6/2018
2, vs. IU Kokomo, 11/6/2018	Points	2, vs. IU Kokomo, 11/6/2018
1, vs. IU Kokomo, 11/6/2018	Rebounds	1, vs. IU Kokomo, 11/6/2018
	Assists	
1, vs. IU Kokomo, 11/6/2018	Steals	1, vs. IU Kokomo, 11/6/2018
1, vs. IU Kokomo, 11/6/2018	Blocks	1, vs. IU Kokomo, 11/6/2018
1, vs. IU Kokomo, 11/6/2018	FG Made	1, vs. IU Kokomo, 11/6/2018
3, vs. IU Kokomo, 11/6/2018	FG Attempts	3, vs. IU Kokomo, 11/6/2018
	3-PT Made	
1, two times	3-PT Attempts	1, two times
	FT Made	
	FT Attempts	

CAREER NOTES

- Majoring in General Studies
- Father Jemal played football at Central State

PRIOR TO FORT WAYNE

- Was a 2016-17 All-Southwest Prairie Conference selection
- Named to the Record/Ledger Second Team All-Area as a junior
- Averaged 10.0 points, 4.0 rebounds and 1.7 assists per game her senior year
- Set a school record for free throws made in a season with 71

ABOUT PLAINFIELD, ILLINOIS

- Population of 39,581
- Is a village that includes land in Plainfield and Wheatland townships

ABOUT OSWEGO EAST HIGH SCHOOL

- Nickname is the Wolves

SEASON STATS

Opponent	Date	gs	min	Total		3-Pointers		Free throws		Rebounds										
				fg-fga	pct	3fg-fga	pct	ft-fa	pct	off	def	tot	avg	pf	a	t/o	blk	stl	pts	avg
IU KOKOMO	11/06/18		4	1-3	.333	0-1	.000	0-0	.000	0	1	1	1.0	0	0	0	1	1	2	2.0
at Western Michigan	11/08/18		dnp	-	-	-	-	-	-	-	-	-	-	-	-	-	-	-	-	-
TAYLOR (IN)	11/12/18		1	0-1	.000	0-1	.000	0-0	.000	0	0	0	0.5	0	0	1	0	0	0	1.0
at Eastern Illinois	11/15/18		dnp	-	-	-	-	-	-	-	-	-	-	-	-	-	-	-	-	-
at Evansville	11/20/18		dnp	-	-	-	-	-	-	-	-	-	-	-	-	-	-	-	-	-
SIUE	11/24/18		dnp	-	-	-	-	-	-	-	-	-	-	-	-	-	-	-	-	-
at Loyola-Chicago	11/29/18		dnp	-	-	-	-	-	-	-	-	-	-	-	-	-	-	-	-	-
at Milwaukee	12/01/18		dnp	-	-	-	-	-	-	-	-	-	-	-	-	-	-	-	-	-
EASTERN MICHIGAN	12/08/18		dnp	-	-	-	-	-	-	-	-	-	-	-	-	-	-	-	-	-
Totals		0	5	1-4	.250	0-2	.000	0-0	.000	0	1	1	0.5	0	0	1	1	1	2	1.0

Games played: 2
 Minutes/game: 2.5
 Points/game: 1.0
 FG Pct: 25.0
 3FG Pct: 0.0

Rebounds/game: 0.5
 Turnovers/game: 0.5
 Steals/game: 0.5
 Blocks/game: 0.5

CAREER STATS

			Total		3-Point		F-Throws		Rebounds										Scoring	
Season	gp-gs	min/avg	fg-fga	pct	fg-fga	pct	ft-fa	pct	off	def	tot	avg	pf	fo	ast	to	blk	stl	pts	avg
2018-19	2-0	5/2.5	1-4	.250	0-2	.000	0-0	.000	0	1	1	0.5	0	0	0	1	1	1	2	1.0
TOTAL	2-0	5/2.5	1-4	.250	0-2	.000	0-0	.000	0	1	1	0.5	0	0	0	1	1	1	2	1.0



SOFIA
RAJALA

31

Sophomore | 6-0
 Helsinki, Finland
 Mäkelänrinne Sports

FORWARD

CAREER NOTES

- Majoring in Psychology

PRIOR TO FORT WAYNE

- Named to the Finnish National team in 2016
- Previously a member of the U16 and U18 Finnish National teams
- Led her team in scoring at the 2016 U18 European Championships
- Named the 2017 Finnish Korisliiga League Rookie of the Year

SEASON HIGH	CATEGORY	CAREER HIGH
1, at Milwaukee, 12/1/2018	Minutes	10, vs. Oral Roberts, 1/4/2018
	Points	4, at South Dakota, 1/13/2018
	Rebounds	2, three times
	Assists	
	Steals	
	Blocks	
	FG Made	1, two times
	FG Attempts	3, at #23 Michigan, 12/16/2017
	3-PT Made	1, vs. Western Illinois, 12/30/2017
	3-PT Attempts	3, at #23 Michigan, 12/16/2017
	FT Made	4, at South Dakota, 1/13/2018
	FT Attempts	4, at South Dakota, 1/13/2018

ABOUT HELSINKI, FINLAND

- Population 642,045 | • Is the capital of Finland
- Helsinki is more known for its Art Nouveau architecture. It is considered the Design Capital of the world

ABOUT FINLAND

- Population 5,509,717 | • Official language is Finnish
- Earn its Independence from Ruissia on December 6, 1917
- Finland is one of the countries with the most mature population. Half of voters are estimated to be over 50 years old
- In terms of medals and gold medals won per capita, Finland is the best performing country in Olympic history

CAREER STATS

Season	gp-gs	min/avg	Total		3-Point		F-Throws		Rebounds				Scoring			
			fg-fga	pct	fg-fga	pct	ft-fa	pct	off	def	tot	avg	pf	fo	ast	to
2017-18	10-1	52/5.2	3-12	.250	1-6	.167	6-6	1.000	5	2	7	0.7	7	0	0	5
2018-19	1-0	1/1.0	0-0	.000	0-0	.000	0-0	.000	0	0	0	0.0	0	0	0	0
TOTAL	11-1	53/4.8	3-12	.250	1-6	.167	6-6	1.000	5	2	7	0.6	7	0	0	5



**KIERSTYN
REPP**

Sophomore | 5-10
 Archbold, Ohio
 Archbold

32

GUARD

CAREER NOTES

- Majoring in Business

PRIOR TO FORT WAYNE

- Set school records for most three-point field goals made in a game (9), season (87) and in a career (180)
- Named All-NWOAL, Crescent News, District 7 and All-Northwest District Division III Player of the Year

SEASON HIGH	CATEGORY	CAREER HIGH
40, vs. Eastern Michigan, 12/8/2018	Minutes	40, vs. Eastern Michigan, 12/8/2018
17, two times	Points	23, at North Dakota State, 1/20/2018
7, at Evansville, 11/20/2018	Rebounds	7, at Evansville, 11/20/2018
3, at Evansville, 11/20/2018	Assists	3, at Evansville, 11/20/2018
3, vs. Eastern Michigan, 12/8/2018	Steals	3, vs. Eastern Michigan, 12/8/2018
1, two times	Blocks	2, vs. Findlay, 11/18/2017
6, at Eastern Illinois, 11/15/2018	FG Made	8, at North Dakota State, 1/20/2018
13, at Eastern Illinois, 11/15/2018	FG Attempts	15, at North Dakota State, 1/20/2018
5, at Eastern Illinois, 11/15/2018	3-PT Made	7, at North Dakota State, 1/20/2018
10, two times	3-PT Attempts	13, at Coastal Carolina, 12/4/2017
3, vs. Eastern Michigan, 12/8/2018	FT Made	3, three times
4, vs. Eastern Michigan, 12/8/2018	FT Attempts	5, vs. UIC, 11/21/2017

ABOUT ARCHBOLD, OHIO

- Population 4,346 | Founded 1866
- A more well known former residents of Archbold include current NASCAR driver Sam Hornish Jr.
- Home to Sauder Woodworking Company, fifth largest residential furniture manufacturer in America and the world's leading manufacturer of ready-to-assemble furniture.

ABOUT ARCHBOLD HIGH SCHOOL

- Nicknamed the Blue Streaks.
- Holds eight state titles across four difference sports.
- Women's basketball owns 11 NWOAL championship titles

SEASON STATS

Opponent	Date	gs	min	Total		3-Pointers		Free throws		Rebounds				pf	a	t/o	blk	stl	pts	avg	
				fg-fga	pct	3fg-fga	pct	ft-fa	pct	off	def	tot	avg								
IU KOKOMO	11/06/18	*	30	5-12	.417	3-10	.300	0-0	.000	0	2	2	2.0	3	1	2	1	2	13	13.0	
at Western Michigan	11/08/18	*	31	3-8	.375	3-7	.429	0-0	.000	0	4	4	3.0	2	0	2	0	1	9	11.0	
TAYLOR (IN)	11/12/18	*	14	3-5	.600	1-3	.333	0-0	.000	0	2	2	2.7	2	1	1	1	0	7	9.7	
at Eastern Illinois	11/15/18	*	32	6-13	.462	5-10	.500	0-0	.000	0	4	4	3.0	2	1	2	0	1	17	11.5	
at Purdue	11/18/18		28	2-12	.167	0-6	.000	0-0	.000	0	1	1	2.6	5	0	2	1	1	4	10.0	
at Evansville	11/20/18	*	36	5-11	.455	4-9	.444	2-2	1.000	0	7	7	3.3	1	3	3	0	0	16	11.0	
SIUE	11/24/18	*	30	1-7	.143	0-6	.000	0-0	.000	0	4	4	3.4	2	0	0	0	0	2	9.7	
at Loyola-Chicago	11/29/18		9	1-1	1.000	1-1	1.000	0-0	.000	0	0	0	3.0	0	0	0	0	0	3	8.9	
at Milwaukee	12/01/18		36	4-8	.500	3-6	.500	1-2	.500	0	2	2	2.9	1	0	0	0	2	12	9.2	
EASTERN MICHIGAN	12/08/18	*	40	5-10	.500	4-8	.500	3-4	.750	0	0	0	2.6	1	0	2	0	3	17	10.0	
Totals			7	286		35-87	.402	24-66	.364	6-8	.750	0	26	26	2.6	19	6	14	3	100	10.0

Games played: 10
 Minutes/game: 28.6
 Points/game: 10.0
 FG Pct: 40.2
 3FG Pct: 36.4
 FT Pct: 75.0

Rebounds/game: 2.6
 Assists/game: 0.6
 Turnovers/game: 1.4
 Assist/turnover ratio: 0.4
 Steals/game: 1.0
 Blocks/game: 0.3

CAREER STATS

			Total		3-Point		F-Throws		Rebounds										Scoring	
Season	gp-gs	min/avg	fg-fga	pct	fg-fga	pct	ft-fa	pct	off	def	tot	avg	pf	fo	ast	to	blk	stl	pts	avg
2017-18	28-14	750/26.8	75-220	.341	61-183	.333	11-15	.733	12	58	70	2.5	53	1	19	33	4	12	222	7.9
2018-19	10-7	286/28.6	35-87	.402	24-66	.364	6-8	.750	0	26	26	2.6	19	1	6	14	3	10	100	10.0
TOTAL	38-21	1036/27.3	110-307	.358	85-249	.341	17-23	.739	12	84	96	2.5	72	2	25	47	7	22	322	8.5

PURDUE FORT WAYNE SEASON STATS

RECORD:	OVERALL	HOME	AWAY	NEUTRAL
ALL GAMES	3-7	2-2	1-5	0-0
CONFERENCE	0-0	0-0	0-0	0-0
NON-CONFERENCE	3-7	2-2	1-5	0-0

#	Player	gp-gs	min	avg	Total		3-Point		F-Throw		Rebounds				pf	dq	a	to	blk	stl	pts	avg
					fg-fga	fg%	3fg-fga	3fg%	ft-fga	ft%	off	def	tot	avg								
00	Jaelencia Williams	10-3	184	18.4	32-62	.516	0-0	.000	27-53	.509	17	24	41	4.1	24	0	4	18	11	2	91	9.1
03	Sierra Bell	8-0	122	15.3	18-48	.375	3-11	.273	12-16	.750	6	19	25	3.1	20	0	18	16	2	13	51	6.4
04	Ellie Dykstra	9-1	56	6.2	5-10	.500	0-1	.000	1-2	.500	3	8	11	1.2	6	0	1	4	2	1	11	1.2
05	Hannah Hess	10-3	238	23.8	25-57	.439	13-35	.371	5-5	1.000	2	29	31	3.1	19	0	19	14	2	9	68	6.8
10	Hannah Albrecht	10-9	294	29.4	29-77	.377	9-26	.346	7-9	.778	2	17	19	1.9	19	1	16	22	0	4	74	7.4
12	Anna Lappenkuper	10-10	306	30.6	21-61	.344	9-27	.333	5-8	.625	11	23	34	3.4	18	0	29	27	4	13	56	5.6
13	De'Jour Young	10-10	341	34.1	40-97	.412	12-33	.364	38-54	.704	22	37	59	5.9	25	1	17	27	5	17	130	13.0
14	Sh'Toya Sanders	8-7	167	20.9	27-60	.450	0-0	.000	10-16	.625	21	26	47	5.9	25	0	5	13	9	10	64	8.0
23	Amaya Johns	2-0	5	2.5	1-4	.250	0-2	.000	0-0	.000	0	1	1	0.5	0	0	0	1	1	1	2	1.0
31	Sofia Rajala	1-0	1	1.0	0-0	.000	0-0	.000	0-0	.000	0	0	0	0.0	0	0	0	0	0	0	0	0.0
32	Kierstyn Repp	10-7	286	28.6	35-87	.402	24-66	.364	6-8	.750	0	26	26	2.6	19	1	6	14	3	10	100	10.0
Team											18	16	34				3					
Total.....		10	2000		233-563	.414	70-201	.348	111-171	.649	102	226	328	32.8	175	3	115	159	39	80	647	64.7
Opponents.....		10	2000		251-588	.427	78-217	.359	124-180	.689	129	243	372	37.2	169	1	152	154	32	71	704	70.4

TEAM STATISTICS	PFW	OPP
SCORING	647	704
Points per game	64.7	70.4
Scoring margin	-5.7	-
FIELD GOALS-ATT	233-563	251-588
Field goal pct	.414	.427
3 POINT FG-ATT	70-201	78-217
3-point FG pct	.348	.359
3-pt FG made per game	7.0	7.8
FREE THROWS-ATT	111-171	124-180
Free throw pct	.649	.689
F-Throws made per game	11.1	12.4
REBOUNDS	328	372
Rebounds per game	32.8	37.2
Rebounding margin	-4.4	-
ASSISTS	115	152
Assists per game	11.5	15.2
TURNOVERS	159	154
Turnovers per game	15.9	15.4
Turnover margin	-0.5	-
Assist/turnover ratio	0.7	1.0
STEALS	80	71
Steals per game	8.0	7.1
BLOCKS	39	32
Blocks per game	3.9	3.2
ATTENDANCE	2126	8647
Home games-Avg/Game	4-532	6-1441
Neutral site-Avg/Game	-	0-0

Date	Opponent		Score	Att.
11/06/18	IU KOKOMO	w	87-50	983
11/08/18	at Western Michigan	L	61-69	560
11/12/18	TAYLOR (IN)	w	84-74	441
11/15/18	at Eastern Illinois	L	63-72	139
11/18/18	at Purdue	L	44-78	5970
11/20/18	at Evansville	w	72-66	294
11/24/18	SIUE	L	49-57	351
11/29/18	at Loyola-Chicago	L	67-81	1203
12/01/18	at Milwaukee	L	48-70	481
12/08/18	EASTERN MICHIGAN	L	72-87	351

* - Conference game

Score by Periods	1st	2nd	3rd	4th	Totals
Purdue Fort Wayne	137	154	171	185	647
Opponents	167	188	170	179	704

TV/RADIO ROSTER



#00 JAELENCIA WILLIAMS

6-2 | Center | So.
Indianapolis, Indiana



#3 SIERRA BELL

5-7 | Guard | Jr.
Danville, Illinois



#4 ELLIE DYKSTRA

6-1 | Forward | Fr.
Byron Center Michigan



#5 HANNAH HESS

5-10 | Guard | R-So.
Oregon, Ohio



#10 HANNAH ALBRECHT

5-7 | Guard | Jr.
Crown Point, Indiana



#12 ANNA LAPPENKÜPER

5-9 | Guard | Jr.
Herne, Germany



#13 De'JOUR YOUNG

5-7 | Guard | Sr.
Fort Wayne, Indiana



#14 SH'TOYA SANDERS

6-0 | Forward | R-Jr.
Fort Wayne, Indiana



#15 CAMARA DOUGLAS

5-11 | Forward | Fr.
San Deigo, California



#23 AMAYA JOHNS

5-9 | Guard | Jr.
Plainfield, Illinois



#31 SOFIA RAJALA

6-0 | Forward | So.
Helsinki, Finland



#32 KIERSTYN REPP

5-10 | Guard | So.
Archbold, Ohio



NIECEE NELSON

Head Coach
Head Coach (3rd Season)
Concordia Portland '02



MARCIE ALBERTS

Assistant Coach
Ohio State '97



HALEY SEIBERT

Assistant Coach
IPFW '15



AKILAH SIMS

Assistant Coach
IUPUI '16



KENDALL FESTERVAND

Graduate Manager
U of Texas at Dallas '18

PRONUNCIATIONS

#00 - Jaelencia - JUH-len-see-uh

#12 - Anna Lappenküper - AHH-nuh LAH-pen-cooper

#13 - De'Jour - D-zuhr

#14 Sh'Toya - SHU-toy-yuh

#23 Amaya - UH-my-uh

#31 - Rajala - RUH-jah-Luh

#32 - Repp - Rep

Niecee - KNEE-see

Seibert - sigh-BURT



PURDUE FORT WAYNE MASTODONS

OVERALL	LEAGUE	NON-LEAGUE	HOME	AWAY	NEUTRAL
3-7	0-0	3-7	2-2	1-5	0-0

Head Coach: Niecee Nelson
Alma Mater: Concordia (OR) '02
Record at Fort Wayne: 12-55 (3 years)
42nd Season in Program History
All-Time Record: 468-659

Assistant Coaches: Marcie Alberts,
Haley Seibert and Akilah Sims
Team Captains: De'Jour Young



00 • JAELENCIA WILLIAMS • (JUH-len-see-uh) • C • Fr. • 6-2 • Indianapolis, Ind. • Southport

Season	GP	GS	MPG	Pts	PPG	RPG	Ast	Blk	Stl	FG%	3FG%	FT%
	10	3	18.4	91	9.1	4.10	4	11	2	.516	.000	.509
Career	GP	GS	MPG	Pts	PPG	RPG	Ast	Blk	Stl	FG%	3FG%	FT%
	38	18	18.5	320	8.4	4.68	14	37	9	.488	.667	.605

Season High	Career High
21, vs Eastern Michigan, 12/8/18	21, vs Eastern Michigan, 12/8/18
8, at Milwaukee, 12/1/18	10, at Illinois, 11/10/17
3, at Milwaukee, 12/1/18	3, two times
1, two times	2, at Belmont, 11/15/17
3, vs Taylor, 11/12/18	3, two times
6, vs Eastern Michigan, 12/8/18	7, vs South Dakota, 3/3/18
9, vs Eastern Michigan, 12/8/18	9, vs Eastern Michigan, 12/8/18

Career Notes
20-point games.....11
10-point games.....14
5-point games.....31
10-rebound games.....1
5-rebound games.....18
Games with a block.....26



3 • SIERRA BELL • G • Jr. • 5-7 • Danville, Ill. • Northeast C.C.

Season	GP	GS	MPG	Pts	PPG	RPG	Ast	Blk	Stl	FG%	3FG%	FT%
	8	0	15.3	51	6.4	3.13	18	2	13	.375	.273	.750
Career	GP	GS	MPG	Pts	PPG	RPG	Ast	Blk	Stl	FG%	3FG%	FT%
	8	0	15.3	51	6.4	3.13	18	2	13	.375	.273	.750

Season High	Career High
15, vs IU Kokomo, 11/6/18	15, vs IU Kokomo, 11/6/18
8, vs IU Kokomo, 11/6/18	8, vs IU Kokomo, 11/6/18
5, vs IU Kokomo, 11/6/18	5, vs IU Kokomo, 11/6/18
8, vs IU Kokomo, 11/6/18	8, vs IU Kokomo, 11/6/18
5, vs IU Kokomo, 11/6/18	5, vs IU Kokomo, 11/6/18
4, at Eastern Illinois, 11/15/18	3PT.....2, at Eastern Illinois, 11/15/18
4, two times	FT.....4, two times

Career Notes
10-point games.....1
5-point games.....5
5-rebound games.....3
5-assist games.....1
3-steal games.....1
5-5 games.....1



4 • ELLIE DYKSTRA • F • Fr. • 6-1 • Byron Center Mich. • Byron Center

Season	GP	GS	MPG	Pts	PPG	RPG	Ast	Blk	Stl	FG%	3FG%	FT%
	9	1	6.2	11	1.2	1.22	1	2	1	.500	.000	.500
Career	GP	GS	MPG	Pts	PPG	RPG	Ast	Blk	Stl	FG%	3FG%	FT%
	9	1	6.2	11	1.2	1.22	1	2	1	.500	.000	.500

Season High	Career High
6, vs Eastern Michigan, 12/8/18	6, vs Eastern Michigan, 12/8/18
7, vs IU Kokomo, 11/6/18	7, vs IU Kokomo, 11/6/18
1, at Western Michigan, 11/8/18	1, at Western Michigan, 11/8/18
1, at Purdue, 11/18/18	1, at Purdue, 11/18/18
2, vs IU Kokomo, 11/6/18	2, vs IU Kokomo, 11/6/18
3, vs Eastern Michigan, 12/8/18	3, vs Eastern Michigan, 12/8/18
1, vs Taylor, 11/12/18	1, vs Taylor, 11/12/18

Career Notes
5-point games.....1
5-rebound games.....1



5 • HANNAH HESS • G • So. • 5-9 • Oregon, Ohio • Clay H.S.

Season	GP	GS	MPG	Pts	PPG	RPG	Ast	Blk	Stl	FG%	3FG%	FT%
	10	3	23.8	68	6.8	3.10	19	2	9	.439	.371	1.000
Career	GP	GS	MPG	Pts	PPG	RPG	Ast	Blk	Stl	FG%	3FG%	FT%
	37	5	16.3	165	4.5	1.73	34	4	19	.347	.301	.929

Season High	Career High
16, vs Taylor, 11/12/18	16, vs Taylor, 11/12/18
7, two times	7, two times
7, at Eastern Illinois, 11/15/18	7, at Eastern Illinois, 11/15/18
3, vs Taylor, 11/12/18	3, vs Taylor, 11/12/18
6, vs Taylor, 11/12/18	6, vs Taylor, 11/12/18
4, vs Taylor, 11/12/18	4, vs Taylor, 11/12/18
3, vs Eastern Michigan, 12/8/18	3, two times

Career Notes
10-point games.....4
5-point games.....15
5-rebound games.....3
3-three's games.....4
3-steal games.....1



10 • HANNAH ALBRECHT • G • Fr. • 5-7 • Crown Point, Ind. • Saint Joseph's (IN)

Season	GP	GS	MPG	Pts	PPG	RPG	Ast	Blk	Stl	FG%	3FG%	FT%
	10	9	29.4	74	7.4	1.90	16	0	4	.377	.346	.778
Career	GP	GS	MPG	Pts	PPG	RPG	Ast	Blk	Stl	FG%	3FG%	FT%
	37	35	30.5	270	7.3	2.62	69	5	24	.386	.395	.821

Season High	Career High
15, at Loyola-Chicago, 11/29/18	23, at Maryville, 1/5/17 *
6, at Evansville, 11/20/18	7, two times *
3, at Evansville, 11/20/18	8, vs Bellarmine, 1/28/17 *
1, vs IU Kokomo, 11/6/18	3, six times *
6, two times	10, vs Bellarmine, 1/28/17 *
3, at Loyola-Chicago, 11/29/18	3PT.....3, six times *
2, two times	FT.....7, vs Denver, 1/6/18

Career Notes
20-point games.....1
10-point games.....11
5-rebound games.....6
5-assist games.....1
3-three's games.....3
3-steal games.....2



12 • ANNA LAPPENKUPER • (AHH-nuh LAH-pen-cooper) • G • So. • 5-8 • Herne, Germany • Otto Hahn Gymnasium

Season	GP	GS	MPG	Pts	PPG	RPG	Ast	Blk	Stl	FG%	3FG%	FT%
	10	10	30.6	56	5.6	3.40	29	4	13	.344	.333	.625
Career	GP	GS	MPG	Pts	PPG	RPG	Ast	Blk	Stl	FG%	3FG%	FT%
	66	61	30.0	442	6.7	2.58	129	8	55	.360	.275	.764

Season High	Career High
10, at Evansville, 11/20/18	19, at Xavier, 11/29/17
5, vs IU Kokomo, 11/6/18	6, at Illinois, 11/10/17
7, vs IU Kokomo, 11/6/18	7, vs Eastern Illinois, 12/8/17
3, vs Eastern Michigan, 12/8/18	3, three times
4, vs Taylor, 11/12/18	7, at Xavier, 11/29/17
3, at Loyola-Chicago, 11/29/18	3PT.....3, four times
4, at Evansville, 11/20/18	FT.....8, vs Loyola-Chicago, 11/12/17

Career Notes
10-point games.....19
5-point games.....43
5-rebound games.....7
5-assist games.....6
3-three's games.....4
3-steal games.....3



13 • De'JOUR YOUNG • (D-zhur) • G • Jr. • 5-7 • Fort Wayne, Ind. • Concordia Lutheran

Season	GP	GS	MPG	Pts	PPG	RPG	Ast	Blk	Stl	FG%	3FG%	FT%
	10	10	34.1	130	13.0	5.90	17	5	17	.412	.364	.704
Career	GP	GS	MPG	Pts	PPG	RPG	Ast	Blk	Stl	FG%	3FG%	FT%
	95	84	29.3	975	10.3	5.05	155	35	111	.394	.257	.748

Season High	Career High
22, vs IU Kokomo, 11/6/18	23, vs Eastern Illinois, 12/8/17
9, at Eastern Illinois, 11/15/18	11, three times
4, at Purdue, 11/18/18	4, vs Eastern Illinois, 11/10/17
4, at Evansville, 11/20/18	5, vs Grace, 11/16/2015
7, two times	9, vs Eastern Illinois, 12/8/17
3, at Loyola-Chicago, 11/29/18	3PT.....3, two times
8, vs Eastern Michigan, 12/8/18	FT.....8, two times

Career Notes
Double-Double.....4
20-point games.....8
10-point games.....47
10-rebound games.....6
5-assist games.....3
5-5 games.....3




14 • Sh'TOYA SANDERS • (SHU-toy-yuh) • F • Jr. • 6-0 • Fort Wayne, Ind. • Chicago State

Season	GP	GS	MPG	Pts	PPG	RPG	Ast	Blk	Stl	FG%	3FG%	FT%
	8	7	20.9	64	8.0	5.88	5	9	10	.450	.000	.625
Career	GP	GS	MPG	Pts	PPG	RPG	Ast	Blk	Stl	FG%	3FG%	FT%
	8	7	20.9	64	8.0	5.88	5	9	10	.450	.000	.625

Season High	Career High
13, two times	38, at Northern Illinois, 11/22/16 *
11, at Western Michigan, 11/8/18	23, at Northern Illinois, 11/22/16 *
2, two times	3, three times *
2, three times	5, three times *
3, vs IU Kokomo, 11/6/18	6, two times *
6, two times	11, at Northern Illinois, 11/22/16 *
4, vs SIUE, 11/24/18	15, at Northern Illinois, 11/22/16 *

Career Notes
10-point games.....3
5-point games.....6
10-point games.....1
5-rebound games.....5
Games with a block.....5




15 • CAM DOUGLAS • (RUH-jah-Luh) • F • Fr. • 5-11 • San Deigo, Calif. • Mount Miguel

Season	GP	GS	MPG	Pts	PPG	RPG	Ast	Blk	Stl	FG%	3FG%	FT%
Career	GP	GS	MPG	Pts	PPG	RPG	Ast	Blk	Stl	FG%	3FG%	FT%
23	AMAYA JOUNES	(1/11/1994)	G	Fr	5-9	Plainfield, Ill.	Orange Coast					

Season High	Career High
---	---
---	---
---	---
---	---
---	---
---	---
---	---

Career Notes



23 • AMAYA JOHNS • (UH-my-uh) • G • Fr. • 5-9 • Plainfield, Ill. • Oswego East


Season	GP	GS	MPG	Pts	PPG	RPG	Ast	Blk	Stl	FG%	3FG%	FT%
	2	0	2.5	2	1.0	0.50	0	1	1	.250	.000	.000
Career	GP	GS	MPG	Pts	PPG	RPG	Ast	Blk	Stl	FG%	3FG%	FT%
	2	0	2.5	2	1.0	0.50	0	1	1	.250	.000	.000

31

SOFIA RAJALA / (B/I/H:igh/Low): F-Fr:6-0 / Helsinki, Finland / Mäkelärintie Sports

Season High	Career High
2, vs IU Kokomo, 11/6/18	2, vs IU Kokomo, 11/6/18
1, vs IU Kokomo, 11/6/18	1, vs IU Kokomo, 11/6/18
---	---
1, vs IU Kokomo, 11/6/18	1, vs IU Kokomo, 11/6/18
1, vs IU Kokomo, 11/6/18	1, vs IU Kokomo, 11/6/18
---	---
---	---

Career Notes



31 • SOFIA RAJALA • (RUH-jah-Luh) • F • Fr. • 6-0 • Helsinki, Finland • Mäkelänrinne Sports

Season	GP	GS	MPG	Pts	PPG	RPG	Ast	Blk	Stl	FG%	3FG%	FT%
	1	0	1.0	0	0.0	0.00	0	0	0	.000	.000	.000
Career	GP	GS	MPG	Pts	PPG	RPG	Ast	Blk	Stl	FG%	3FG%	FT%
	11	1	4.8	13	1.2	0.64	0	0	0	.250	.167	1.000

33. KIERSTYN REPP. (Ben). G. Fr. 5-10. Archbold, Ohio. Archbold

Season High	Career High
---	---
---	---
---	---
---	---
---	---
---	---
---	---

Career Notes
Member of the Finish National Team.
Missed most of the 2017-18 season due to injury.



32 • KIERSTYN REPP • (Rep) • G • Fr. • 5-10 • Archbold, Ohio • Archbold

Season	GP	GS	MPG	Pts	PPG	RPG	Ast	Blk	Stl	FG%	3FG%	FT%
	10	7	28.6	100	10.0	2.60	6	3	10	.402	.364	.750
Career	GP	GS	MPG	Pts	PPG	RPG	Ast	Blk	Stl	FG%	3FG%	FT%
	38	21	27.3	322	8.5	2.53	25	7	22	.358	.341	.739

NIECEE NELSON • Head Coach • **Career Record:** 12-55 • **Alma Mater:** Concordia Portland '01

Season High	Career High
17, two times	23, at North Dakota State, 1/20/18
7, at Evansville, 11/20/18	7, at Evansville, 11/20/18
3, at Evansville, 11/20/18	3, at Evansville, 11/20/18
3, vs Eastern Michigan, 12/8/18	3, vs Eastern Michigan, 12/8/18
6, at Eastern Illinois, 11/15/18	8, at North Dakota State, 1/20/18
5, at Eastern Illinois, 11/15/18	3PT.....7, at North Dakota State, 1/20/18
3, vs Eastern Michigan, 12/8/18	FT.....3, three times

Career Notes
20-point games.....1
10-point games.....15
5-point games.....25
3-steal games.....1
3-three's games.....16
Games with a 3.....27



NIECEE NELSON • Head Coach • Career Record: 12-55 • Alma Mater: Concordia Portland '02

• KNEE-see • Enters 3rd season at the helm of the program. Named head coach on April 18, 2016.
• 14th head coach in program history. • Was an assistant at Fort Wayne during 2004-05 season.
• Played four years at Concordia. 2000-01 NAIA All-American and 1997-98 Conference Freshman of the Year.

• Was an assistant coach at the University of San Diego for 11 seasons.
• Helped lead San Diego to an overall record of 222-124 since 2005, including five consecutive 20-win seasons and WNIT appearances.
• Niecee and her husband, Steve, have two children: son Sebastian and daughter Skyler.