

PURDUE — FORT WAYNE —

PURDUE FORT WAYNE RECORD

OVERALL: 7-21	WIN-1
SUMMIT LEAGUE: 3-13	WIN-1
NON-LEAGUE: 4-8	LOSS-1
HOME: 6-8	WIN-1
AWAY: 1-13	LOSS-10
NEUTRAL: 0-0	LOSS-1

2018-19 SCHEDULE

NOVEMBER (3-5)

6	IU KOKOMO	W, 87-50
8	at Western Michigan	L, 69-61
12	TAYLOR	W, 84-74
15	at Eastern Illinois	L, 72-63
18	at Purdue	L, 78-44
20	at Evansville	W, 72-66
24	SIUE	L, 57-49
29	at Loyola-Chicago	L, 81-67

DECEMBER (1-5)

1	at Milwaukee	L, 70-48
8	Eastern Michigan	L, 87-72
16	Goshen	W, 86-45
19	Valparaiso	L, 68-64
28	at North Dakota State	L, 70-54
30	at North Dakota	L, 79-60

JANUARY (2-5)

3	SOUTH DAKOTA STATE	L, 85-52
9	ORAL ROBERTS	L, 72-61
12	at South Dakota	L, 69-51
19	at Western Illinois	L, 73-59
24	OMAHA	W, 56-48
26	DENVER	W, 70-55
30	at Oral Roberts	L, 66-56

FEBRUARY (0-6)

2	SOUTH DAKOTA	L, 71-49
6	WESTERN ILLINOIS	L, 90-61
13	at Denver	L, 82-62
16	at Omaha	L, 70-61
20	at South Dakota State	L, 92-68
28	NORTH DAKOTA	L, 74-58

MARCH (1-0)

2	NORTH DAKOTA STATE	W, 66-46
SUMMIT LEAGUE TOURNAMENT (Mar. 8-11)		
8	South Dakota State	1 P.M.
10	Semifinals	TBD
11	Championship	TBD

• Summit League Matches

CAPS/BOLD = Home Matches | All Times Eastern

PURDUE FORT WAYNE REFERENCES

As a part of university changes beginning July 1, 2018, we respectfully ask to refer to any athletic-related subjects as "Purdue Fort Wayne" or the "Purdue Fort Wayne Mastodons." **PLEASE DO NOT IN ANY CONTEXT** refer to any team as "IPFW" or "Indiana University - Purdue University Fort Wayne" as it **no longer exists**. Please **do not** use "Lady 'Dons" when referring to women's teams.



WOMEN'S BASKETBALL

PURDUE FORT WAYNE MASTODONS

7-21, 3-13 SUMMIT LEAGUE

VS

SOUTH DAKOTA STATE JACKRABBITS

23-6, 15-1 SUMMIT LEAGUE



LAST GAME:

W, 66-46 vs. North Dakota State (Mar. 2)

COACH:

Niecee Nelson | 3rd Season

SCORING LEADER:

De'Jour Young | 12.1 ppg

REBOUNDING LEADER:

Sh'Toya Sanders | 7.0 rpg

ASSIST LEADER:

Anna Lappenkuper | 2.5 apg

STEAL LEADER:

De'Jour Young | 1.6 spg

BLOCK LEADER:

Jaelencia Williams | 1.5 bpg

TALE OF THE TAPE

CATEGORY	'DONS	SDSU
POINTS SCORED	62.2	79.4
POINTS ALLOWED	70.0	62.9
FG PCT.	.408	.482
OPP. FG PCT.	.427	.385
3-POINT PCT.	.322	.366
OPP. 3-POINT PCT.	.335	.0212
FREE THROW PCT.	.665	.0740
REBOUNDS	33.5	39.2
REBOUND MARGIN	-2.7	+7.3
ASSISTS	10.8	18.2
TURNOVERS	16.7	12.9
STEALS	6.9	7.9
BLOCKED SHOTS	4.3	3.2

LAST GAME:

W, 100-62 vs Western Illinois (Mar. 2)

COACH:

Aaron Johnston | 19th Season

SCORING LEADER:

Macy Miller | 17.4 ppg

REBOUNDING LEADER:

Tagyn Larson | 6.4 rpg

ASSIST LEADER:

Macy Miller | 3.5 apg

STEAL LEADER:

Macy Miller | 1.4 spg

BLOCK LEADER:

Tagyn Larson | 1.4 bpg

GAMEDAY INFORMATION - SUMMIT LEAGUE TOURNAMENT

WHEN: March 9 | 1 p.m. ET

WHERE: Sioux Falls, S.D. | Denny Sanford PREMIER Center (12,000)

LIVE STATS: Tournament Live Stats

LIVE AUDIO: ESPN Fort Wayne

LIVE VIDEO: ESPN+

SERIES HISTORY: South leads 33-1

LAST MEETING: South Dakota State 92, Purdue Fort Wayne 68 | February 20, 2019 | Brookings, S.D.

MASTODON PROBABLE STARTERS (SUBJECT TO CHANGE)



Hannah Albrecht				5-7	Jr.		
Crown Point, Ind. / Crown Point H.S. / Saint Joseph's (IN)							
GP	GS	PPG	RPG	Ast	FG%	3FG%	FT%
28	27	8.3	2.54	45	.385	.368	.822



Anna Lappenkuper				5-8	Jr.		
Herne, Germany / Otto Hahn Gymnasium							
GP	GS	PPG	RPG	Ast	FG%	3FG%	FT%
28	28	5.0	2.32	70	.348	.281	.636



De'Jour Young				5-7	Sr.		
Fort Wayne, Ind. / Concordia Lutheran							
GP	GS	PPG	RPG	Ast	FG%	3FG%	FT%
28	28	12.1	6.11	60	.436	.352	.667



Sh'Toya Sanders				6-0	R-Jr.		
Fort Wayne, Ind. / Wayne H.S. / Chicago State							
GP	GS	PPG	RPG	Ast	FG%	3FG%	FT%
25	21	9.2	7.00	11	.487	.000	.529



Kierstyn Repp

Archbold, Ohio / Archbold

GoMastodons.com/WBBstats



@MastodonWBB
@GoMastodons
#GoDons

2018-19 SUMMIT LEAGUE STANDINGS

(as of 3/4/2019)

Team	Summit				Overall					
	Rec.	Pct.	PF	PA	Rec.	Pct.	PF	PA	Last 10	Strk.
South Dakota State	15-1	0.938	1335	967	23-6	0.793	2304	1824	10-0	Won 13
South Dakota	14-2	0.875	1289	972	26-4	0.867	2326	1757	9-1	Won 2
Denver	10-6	0.625	1280	1207	17-12	0.586	2352	2204	6-4	Won 3
Oral Roberts	10-6	0.625	1153	1097	17-12	0.586	2083	1974	7-3	Won 4
Western Illinois	8-8	0.500	1242	1265	12-17	0.414	2201	2284	5-5	Lost 4
North Dakota	6-10	0.375	1087	1213	11-18	0.379	1893	2111	3-7	Lost 1
North Dakota State	4-12	0.250	923	1166	7-21	0.250	1607	1967	1-9	Lost 2
Purdue Fort Wayne	3-13	0.188	944	1142	7-21	0.250	1741	1959	3-7	Won 1
Omaha	2-14	0.125	937	1161	8-21	0.276	1733	1925	2-8	Lost 3

2018-19 SUMMIT LEAGUE PLAYERS OF THE WEEK

Date	Player	Pos.	School	Feb. 12	Lexi Klabo	F	North Dakota
Nov. 12	Taylor Frederick	F	South Dakota	Feb. 18	Tagyn Larson	F	South Dakota State
Nov. 19	Macy Miller	G	South Dakota State	Feb. 25	Macy Miller	G	South Dakota State
Nov. 26	Madison Nelson	F	Denver	Mar. 4	Madison Nelson	F	Denver
Dec. 3	Lexi Klabo	F	North Dakota				
Dec. 10	Hannah Sjerven	C	South Dakota				
Dec. 17	Ciara Duffy	G	South Dakota				
Dec. 22	Taylor Higginbotham	G	Western Illinois				
Dec. 31	Lexi Klabo	F	North Dakota				
Jan. 7	Lauren Loven	G	Denver				
Jan. 15	Myah Selland	F	South Dakota State				
Jan. 21	Olivia Kaufmann	G	Western Illinois				
Jan. 28	<i>De'Jour Young</i>	<i>G</i>	<i>Purdue Fort Wayne</i>				
	Keni Jo Lippe	G	Oral Roberts				
Feb. 4	Taylor Higginbotham	G	Western Illinois				

SUMMIT LEAGUE COMPOSITE SCHEDULE

Saturday, January 5

Western Illinois 64, Oral Roberts 68
North Dakota 66, Denver 87

Sunday, January 6

South Dakota State 98, South Dakota 105
North Dakota State 61, Omaha 78

Wednesday, January 9

Denver 59, South Dakota State 76
Omaha 57, North Dakota 68

Friday, January 11

Western Illinois 60, North Dakota State 68

Saturday, January 12

Oral Roberts 55, South Dakota State 68

Sunday, January 13

Western Illinois 92, North Dakota 80

Wednesday, January 16

Omaha 70, Western Illinois 78

Thursday, January 17

North Dakota State 54, Denver 81

Friday, January 18

South Dakota State 66, North Dakota 48
South Dakota 76, Oral Roberts 72

Sunday, January 20

North Dakota 57, North Dakota State 69
Oral Roberts 76, Denver 93
South Dakota 80, Omaha 49

Wednesday, January 23

North Dakota State at South Dakota State

Thursday, January 24

South Dakota at North Dakota

Saturday, January 26

Western Illinois 49, South Dakota 92
North Dakota State 72, Oral Roberts 101
Omaha 47, South Dakota State 81

Wednesday, January 30

Peru State 44, Omaha 91

Thursday, January 31

South Dakota State 83, Denver 67

Friday, February 1

North Dakota 90, Western Illinois 111

Saturday, February 2

South Dakota State 74, Oral Roberts 65

Sunday, February 3

North Dakota State 70, Western Illinois 82
North Dakota 69, Omaha 68

Wednesday, February 6

Denver 66, Oral Roberts 74
Omaha 33, South Dakota 78

Thursday, February 7

North Dakota State 58, North Dakota 70

Saturday, February 9

Denver 87, North Dakota State 67
Oral Roberts 64, South Dakota 75
North Dakota 58, South Dakota State 81
Western Illinois 79, Omaha 67

Wednesday, February 13

Oral Roberts 65, North Dakota State 54
South Dakota State 82, Omaha 38

Saturday, February 16

South Dakota State 88, North Dakota State 48
Oral Roberts 80, North Dakota 58
South Dakota 83, Western Illinois 61

Thursday, February 21

Denver 58, South Dakota 73

Saturday, February 23

Denver 92, North Dakota 91
Omaha 48, North Dakota State 55
Oral Roberts 92, Western Illinois 85

Sunday, February 24

South Dakota 78, South Dakota State 82

Thursday, February 28

Western Illinois 85, Denver 94
Omaha 64, Oral Roberts 65
North Dakota State 57, South Dakota 76

Saturday, March 2

North Dakota 54, South Dakota 87
Western Illinois 62, South Dakota State 100
Omaha 76, Denver 82

PURDUE FORT WAYNE AT A GLANCE

GENERAL INFO

Address	2101 E. Coliseum Blvd.
City/Zip	Fort Wayne, IN / 46805
Founded	1964
Enrollment	10,414
Nickname	Mastodons
Colors	Gold and Black
Affiliation	NCAA Division I
Conference	The Summit League
Chancellor	Dr. Ron Elsenbaumer
Athletic Director	Kelley Hartley Hutton

MEDIA SERVICES

Asst. Director / WBB Contact	Brian Alden
E-mail	aldenbs@pfw.edu
Office Phone	(260) 481-6646
Cell Phone	(859) 468-8963
Office Fax	(260) 481-6002

COACHING STAFF

Head Coach	Niecee Nelson
Alma Mater 'Yr.	Concordia Portland '02
Record at School/Yrs.	16-69 / 3rd
Career Record/Yrs.	Same
Assistant Coach	Marcie Alberts (6th season)
Alma Mater 'Yr.	Ohio State '97
Assistant Coach	Haley Seibert (4th season)
Alma Mater 'Yr.	IPFW '15
Assistant Coach	Akilah Sims (1st season)
Alma Mater 'Yr.	IUPUI '16

SEASON IN REVIEW

2017-18 Overall Record	4-24
2017-18 Summit Record/Finish	1-13 / 8th
Letterwinners Returning/Lost	7 / 5
Starters Returning/Lost	4 / 1
Newcomers	5

HISTORY

First Year of Varsity Basketball	1976-77
First Year of NCAA Division I Basketball	2001-02
First Year in The Summit League	2007-08
All-Time Record	472-673
All-Time Division I Record	168-356
All-Time Summit League Record	74-125
All-time NCAA Tournament Record	0-3
Last NCAA Appearance	3/7/1996
Result	L, 71-79 vs. Lake Superior State
Years in Post-Season play	12
Last Post-Season Game	3/19/2014 (WBI)
Result	L, 84-71 at UIC

First Varsity Game	12/9/76 at Huntington; L, 41-38
500th Game	1/9/97 at Saint Joseph's (IN); W, 73-61
750th Game	1/25/06 vs. Butler; L, 70-60
1,000th Game	3/19/14 at UIC; L, 84-71

First Program Victory	12/11/76 vs. Grace; W, 72-31
250th Program Victory	2/10/96 at Kentucky Wesleyan; W, 91-76

Conference/Membership Affiliations

AIAW Independent	1976-77 to 1981-82
NCAA D-III Independent	1982-83 to 1983-84
NCAA D-II Great Lakes Valley Conference	1984-85 to 2000-01
NCAA D-I Independent	2001-02 to 2006-07
NCAA D-I The Summit League	2007-08 to present



2019 SUMMIT LEAGUE WOMEN'S BASKETBALL CHAMPIONSHIP

MARCH 9-12, 2019
DENNY SANFORD PREMIER CENTER • SIOUX FALLS, S.D.



QUARTERFINALS

SEMIFINALS

CHAMPIONSHIP

No. 1 South Dakota State

Saturday, March 9
Game 1 • Noon

No. 8 Purdue Fort Wayne

Game 1 Winner

Monday, March 11
Game 5 • Noon

Game 5 Winner

No. 4 Oral Roberts

Sunday, March 10
Game 3 • Noon

Game 3 Winner

No. 5 Western Illinois

Tuesday, March 12
Game 7 • 1 p.m.
ESPNU

2019 SUMMIT LEAGUE
CHAMPION

No. 2 South Dakota

Saturday, March 9
Game 2 • 2:30 p.m.

Game 2 Winner

No. 7 North Dakota State

Monday, March 11
Game 6 • 2:30 p.m.

Game 6 Winner

No. 3 Denver

Sunday, March 10
Game 4 • 2:30 p.m.

Game 3 Winner

No. 6 North Dakota



(All times Central. Quarterfinal and Semifinal games appear on MidcoSN/ESPN+)
The winner of The Summit League Championship earns an automatic NCAA Tournament berth.

WWW.THESUMMITLEAGUE.ORG/CHAMPIONSHIPS

@THESUMMITLEAGUE // @SUMMITHOOPS // @SUMMITCHAMPS



PURDUE FORT WAYNE MASTODONS ROSTER

No.	Name	Ht.	Pos.	Cl.	Hometown	High School / Previous School
00	Jaelencia Williams (<i>JUH-len-see-uh</i>)	6-2	C	So.	Indianapolis, Ind.	Southport
3	Sierra Bell	5-7	G	Jr.	Danville, Ill.	Schlarman Academy / Northeast Community College
4	Ellie Dykstra	6-1	F	Fr.	Byron Center Mich.	Byron Center
5	Hannah Hess	5-10	G	R-So.	Oregon, Ohio	Clay
10	Hannah Albrecht	5-7	G	Jr.	Crown Point, Ind.	Crown Point / Saint Joseph's (IN)
12	Anna Lappenkuper (<i>AHH-nuh LAH-pen-cooper</i>)	5-8	G	Jr.	Herne, Germany	Otto Hahn Gymnasium
13	De'Jour Young (<i>D-zhur</i>)	5-7	G	Sr.	Fort Wayne, Ind.	Concordia Lutheran
14	Sh'Toya Sanders (<i>SHUH-toy-yuh</i>)	6-0	F	R-Jr.	Fort Wayne, Ind.	Wayne / Chicago State
15	Cam Douglas	5-11	F	Fr.	San Deigo, Calif.	Mount Miguel
23	Amaya Johns (<i>UH-my-yuh</i>)	5-9	G	Fr.	Plainfield, Ill.	Oswego East
31	Sofia Rajala (<i>RUH-jah-Luh</i>)	6-0	F	So.	Helsinki, Finland	Mäkelänrinne Sports
32	Kierstyn Repp (<i>Rep</i>)	5-10	G	So.	Archbold, Ohio	Archbold

Head Coach: Niecee Nelson (*KNEE-see*)
Assistant Coaches: Marcie Alberts, Haley Seibert (*sigh-BERT*) and Akilah Sims
Graduate Manager: Kendall Festervand

SOUTH DAKOTA STATE JACKRABBITS ROSTER

No.	Name	Pos.	Ht.	Cl.	Hometown	Previous School
2	Rylie Cascio Jensen	G	5-10	Jr.	Fremont, Neb.	Nebraska
3	Lindsey Theuninck	G	5-7	R-Fr.	Mankato, Minn.	Mankato Loyola
10	Lauren Rongisch	G	5-7	Jr.	Omaha, Neb.	Millard West
11	Madison Guebert	G	5-8	Sr.	Apple Valley, Minn.	Eastview
12	Macy Miller	G	6-0	R-Sr.	Mitchell	Mitchell
21	Tylee Irwin	G	6-0	So.	Wahpeton, N.D.	Wahpeton
24	Tagyn Larson	F	6-2	R-Jr.	Sioux Falls, S.D.	University of Iowa
30	Jordan Ferrand	F	6-2	Fr.	White Bear Lake, Minn.	White Bear Lake
32	Sydney Palmer	G/F	5-11	Sr.	Pierre, S.D.	Pierre T.F. Riggs
33	Paiton Burckhard	F	6-0	Fr.	Aberdeen, S.D.	Aberdeen Central
35	Sydney Stapleton	G	5-10	Fr.	Blaine, Minn.	Centennial
44	Myah Selland	G/F	6-2	So.	Letcher, S.D.	Sanborn Central/Woonsocket
50	Megan Bultsma	C	6-3	Jr.	Plankinton, S.D.	Mt. Vernon/Plankinton
52	Addison Hirschman	C	6-2	Fr.	Kingsley, Iowa	Kingsley-Pierson

Head Coach: Aaron Johnston
Assistant Coaches: Mike Jewett, Carissa Thielbar and Megan Lueck

All-Time Results vs. South Dakota State

1/29/2005	H	SOUTH DAKOTA STATE	L, 73-90	Fort Wayne, Ind.
1/19/2006	A	South Dakota State	L, 53-74	Brookings, S.D.
2/24/2006	H	SOUTH DAKOTA STATE	L, 52-72	Fort Wayne, Ind.
2/10/2007	A	South Dakota State	L, 51-103	Brookings, S.D.
3/1/2007	H	SOUTH DAKOTA STATE	L, 58-70	Fort Wayne, Ind.
1/5/2008	A	South Dakota State	L, 62-68	Brookings, S.D.
2/4/2008	H	SOUTH DAKOTA STATE	L, 72-74 OT	Fort Wayne, Ind.
1/3/2009	H	#21 SOUTH DAKOTA STATE	L, 48-71	Fort Wayne, Ind.
2/2/2009	A	#19 South Dakota State	L, 56-83	Brookings, S.D.
1/25/2010	A	South Dakota State	L, 62-83	Brookings, S.D.
2/20/2010	H	SOUTH DAKOTA STATE	L, 65-76	Fort Wayne, Ind.
3/7/2010	N	South Dakota State	L, 52-93	Sioux Falls, S.D.
1/22/2011	A	South Dakota State	W, 70-67 OT	Brookings, S.D.
2/21/2011	H	SOUTH DAKOTA STATE	L, 47-50	Fort Wayne, Ind.
3/7/2011	N	South Dakota State	L, 67-70	Sioux Falls, S.D.
12/31/2011	A	South Dakota State	L, 58-81	Brookings, S.D.
1/28/2012	H	SOUTH DAKOTA STATE	L, 66-76	Fort Wayne, Ind.
3/3/2012	N	South Dakota State	L, 59-80	Sioux Falls, S.D.
1/12/2013	H	SOUTH DAKOTA STATE	L, 64-66	Fort Wayne, Ind.
2/7/2013	A	South Dakota State	L, 62-72	Brookings, S.D.
3/11/2013	N	South Dakota State	L, 59-86	Sioux Falls, S.D.
1/11/2014	A	South Dakota State	L, 60-77	Brookings, S.D.
2/6/2014	H	SOUTH DAKOTA STATE	L, 66-77	Fort Wayne, Ind.
1/10/2015	H	SOUTH DAKOTA STATE	L, 64-65	Fort Wayne, Ind.
2/8/2015	A	South Dakota State	L, 68-89	Brookings, S.D.
1/13/2016	H	SOUTH DAKOTA STATE	L, 42-61	Fort Wayne, Ind.
2/13/2016	A	South Dakota State	L, 64-92	Brookings, S.D.
3/5/2016	N	South Dakota State	L, 60-80	Sioux Falls, S.D.
1/5/2017	A	South Dakota State	L, 51-73	Brookings, S.D.
2/18/2017	H	SOUTH DAKOTA STATE	L, 59-76	Fort Wayne, Ind.
1/27/2018	A	South Dakota State	L, 49-105	Brookings, S.D.
2/24/2018	H	SOUTH DAKOTA STATE	L, 55-77	Fort Wayne, Ind.
1/3/2019	H	SOUTH DAKOTA STATE	L, 52-85	Fort Wayne, Ind.
2/20/2019	A	South Dakota State	L, 68-92	Brookings, S.D.

Overall: 1-33
League: 1-23
Home: 0-15
Away: 1-13
Neutral: 0-5

ON THIS DATE...

MARCH 9 (0-3)

2014	vs Denver	L, 73-79
2008	vs Oral Roberts	L, 67-82
1990	at #18 Oakland	L, 83-87

ALL-TIME IN MARCH...

BY DAY AND LOCATION

Sunday	1-4
Monday	2-2
Tuesday	0-0
Wednesday	1-3
Thursday	3-5
Friday	1-5
Saturday	10-11

Home	10-5
Away	5-10
Neutral	3-15

ALL-TIME RECORD...

SUMMIT LEAGUE TOURNAMENT

As Higher Seed	2-1
As Lower Seed	0-9

DATE	SEED	OPPONENT	SCORE
3/3/2018	8	South Dakota	L, 32-83
3/5/2016	7	South Dakota State	L, 60-80
3/7/2015	8	South Dakota	L, 70-78
3/9/2014	3	Denver	L, 73-79
3/11/2013	4	South Dakota State	L, 59-86
3/10/2013	4	Western Illinois	W, 106-101 2OT
3/3/2012	8	South Dakota State	L, 59-80
3/7/2011	2	South Dakota State	L, 67-70
3/5/2011	2	UMKC	W, 68-53
3/7/2010	6	South Dakota State	L, 52-93
3/8/2009	5	IUPUI	L, 59-61
3/9/2008	5	Oral Roberts	L, 67-82

ALL-TIME RECORD...

BY DAY OF THE WEEK

Sunday	16-46
Monday	37-53
Tuesday	48-61
Wednesday	37-58
Thursday	105-135
Friday	33-55
Saturday	192-260

ALL-TIME RECORD...

BY MONTH

November	65-94
December	112-152
January	137-216
February	140-181
March	18-30

Mastodons vs.

SUMMIT LEAGUE	All-Time	Under Nelson
Denver	4-9	1-5
North Dakota	0-3	0-2
North Dakota State	10-19	2-4
Omaha	7-7	3-3
Oral Roberts	5-16	0-6
South Dakota	3-14	0-6
South Dakota State	1-33	0-6
Western Illinois	10-15	0-6
TOTALS	40-116	6-38

Mastodons vs.

18-19 OPPONENTS	All-Time	Under Nelson
Denver	4-9	1-5
Eastern Illinois	2-4	1-1
Eastern Michigan	0-2	0-1
Evansville	2-1	1-0
Goshen	4-6	1-0
IU Kokomo	1-0	1-0
Loyola-Chicago	1-2	1-1
Milwaukee	2-5	0-2
North Dakota	0-3	0-2
North Dakota State	10-19	2-4
Omaha	7-7	3-3
Oral Roberts	5-16	0-6
Purdue	0-6	0-1
SIUE	9-11	0-1
South Dakota	3-14	0-6
South Dakota State	1-33	0-6
Taylor	7-4	1-0
Valparaiso	5-11	0-1
Western Illinois	10-15	0-6
Western Michigan	1-5	0-2
TOTALS	74-173	12-48

HEAD COACH NIECEE NELSON

Niecee Nelson was appointed as Fort Wayne's women's basketball head coach on April 18, 2016. An assistant coach at the University of San Diego for 11 seasons, she is the 14th head coach in the 40-year history of the program. Nelson is no stranger to Fort Wayne, however, having served as an assistant coach for the Mastodons for one season during 2004-05, after getting her start in coaching as a graduate assistant at the University of Wyoming for two seasons (2002-04).

Nelson helped lead San Diego to an overall record of 222-124 since 2005, including five consecutive 20-win seasons and postseason WNIT appearances. The Toreros, under the direction of head coach Cindy Fisher, made one NCAA Tournament appearance since '05, winning the WCC Tournament in 2008, and have made six overall appearances in the WNIT, first advancing to the event in 2007. USD was 25-8 in 2015-16, tying for the second-most wins in program history while advancing to the third round of the WNIT.

Nelson's on court responsibilities at USD included point guard and shooting guard development, while serving as the program's offensive coordinator. She has helped develop 13 All-WCC First Team guards, including Dominique Conners, a three-time honoree and USD's all-time leader in points and steals. Nelson also helped develop Amanda Rego, the program's only WCC Player of the Year (2006-07), who was the national assist leader that season, and is the school's career leader in assists.

Nelson's off court responsibilities at USD included serving as the program's academic coordinator, budget management and ordering of team equipment, including uniforms and apparel, as well as managing team travel. Additionally, she shared in the duties of recruiting as well as the opponent scouting and game strategy. Nelson has also assisted in creating practice plans and individual workouts.

Nelson was an assistant at Fort Wayne during 2004-05, with primary responsibilities in team travel, post player development, marketing and academic support. Within two months of arriving at Fort Wayne, she was promoted to recruiting coordinator, leading the charge in overseas recruiting into Brazil and Europe.

Prior to Fort Wayne, Nelson served as a graduate assistant at Wyoming with Coach Fisher. She worked closely with the staff and team on practice and game day coaching, individual workouts, academic support, film exchange, and guard and post development.

Nelson earned 2001 NAIA All-America honors at Concordia University in Portland, Oregon. A two-time team captain, she was named to the 2001 Lutheran Brotherhood All-America Team. Nelson was a two-time All-Cascade Conference First Team selection (2001, 2002), and the 1998 Cascade Conference Freshman of the Year.

Nelson graduated from Concordia in 2002 with a Bachelor of Arts degree in Education with an emphasis in Elementary Education, adding minors in Business Marketing and Psychology. She earned a Master of Science degree in Kinesiology and Health with an emphasis in Health Promotion from Wyoming in 2004.

Niecee and her husband, Steve, have two children: son Sebastian and daughter Skyler.

PURDUE FORT WAYNE IN SUMMIT LEAGUE AND NCAA STATISTICS

TEAM	Statistic	(of 349) NCAA	(of 9) Summit
Assist Turnover Ratio	0.65	290	9
Assists	302	306	8
Assists Per Game	10.8	313	8
Blocked Shots	120	56	2
Blocked Shots Per Game	4.3	54	2
Fewest Fouls	502	208	5
Fewest Turnovers	467	217	8
Field-Goal Percentage	40.8	150	6
Field-Goal Percentage Defense	42.7	299	6
Free Throw Attempts	460	205	6
Free Throws Made	306	236	7
Free-Throw Percentage	66.5	257	9
Personal Fouls Per Game	17.9	214	5
Rebound Margin	-2.6	255	7
Rebounds	942	307	8
Rebounds Per Game	33.64	312	7
Scoring Defense	70	288	5
Scoring Margin	-7.8	287	8
Scoring Offense	62.2	228	7
Steals	193	243	6
Steals Per Game	6.9	246	6
Three Pt FG Defense	33.5	286	5
Three-Point Field Goals Made	169	163	6
Three-Point Field Goals Per Game	6	160	6
Three-Point Field-Goal Percent	32.2	133	6
Turnover Margin	-3.21	307	8
Turnovers Forced	13.46	307	7
Turnovers Per Game	16.7	219	8

INDIVIDUAL

	Statistic	NCAA	Summit
Blocked Shots			
Jaelencia Williams	43	83	3
Sh'Toya Sanders	38	113	5
Blocked Shots Per Game			
Jaelencia Williams	1.54	82	3
Sh'Toya Sanders	1.52	87	4
Rebounds Per Game			
Sh'Toya Sanders	7	249	5
Three-Point Field Goals Attempted			
Kierstyn Repp	188	86	4
Three-Point Field Goals Made			
Kierstyn Repp	64	100	5
Three-Point Field Goals Per Game			
Kierstyn Repp	2.29	107	5
Three-Point Field-Goal Percentage			
Kierstyn Repp	34	136	8

As of 3/4

Does not include teams reclassifying

Season and Career Totals 2018-19 Career

DOUBLE-DOUBLES

De'Jour Young	3	7
Sh'Toya Sanders	2	2
Jaelencia Williams	1	1

20-PLUS POINT GAMES

De'Jour Young	4	8
Kierstyn Repp	1	2
Jaelencia Williams	2	2
Hannah Albrecht	1	2
Anna Lappenküper	1	1
Sh'Toya Sanders	1	1

DOUBLE-DIGIT SCORING GAMES

De'Jour Young	21	60
Anna Lappenküper	4	22
Kierstyn Repp	12	22
Jaelencia Williams	9	20
Hannah Albrecht	9	16
Sh'Toya Sanders	12	12
Hannah Hess	3	5
Sierra Bell	2	2

10-PLUS REBOUND GAMES

De'Jour Young	3	9
Sh'Toya Sanders	4	4
Jaelencia Williams	1	2

5-PLUS ASSIST GAMES

Anna Lappenküper	3	7
De'Jour Young	-	3
Sierra Bell	3	3
Hannah Hess	1	1
Hannah Albrecht	1	1

3-PLUS STEAL GAMES

De'Jour Young	5	15
Anna Lappenküper	6	10
Hannah Albrecht	-	3
Sh'Toya Sanders	3	3
Kierstyn Repp	2	2
Sierra Bell	1	1
Hannah Hess	1	1

3-PLUS THREE-POINT FG GAMES

Kierstyn Repp	14	24
Anna Lappenküper	2	5
Hannah Hess	3	5
Hannah Albrecht	3	5
De'Jour Young	3	3

STARTS

De'Jour Young	28	102
Anna Lappenküper	28	77
Hannah Albrecht	27	53
Kierstyn Repp	25	40
Jaelencia Williams	7	22
Sh'Toya Sanders	21	21
Hannah Hess	3	5
Sofia Rajala	-	1
Ellie Dykstra	1	1

5-5-5 GAMES

At least 5 in three categories (pts, rbs, ast, stl or blk)		
De'Jour Young	1	4
Sierra Bell	3	3
Sh'Toya Sanders	2	2
Jaelencia Williams	1	1

Single Game Stat Leaders 2018-19 Career

TEAM LEADER IN POINTS

De'Jour Young	9	33
Jaelencia Williams	5	12
Kierstyn Repp	4	8
Anna Lappenküper	2	6
Hannah Albrecht	4	6
Sh'Toya Sanders	4	4
Sierra Bell	1	1

TEAM LEADER IN REBOUNDS

De'Jour Young	8	43
Jaelencia Williams	6	19
Sh'Toya Sanders	15	15
Sierra Bell	2	2
Anna Lappenküper	-	1
Hannah Albrecht	-	1
Kierstyn Repp	-	1

TEAM LEADER IN ASSISTS

De'Jour Young	8	28
Anna Lappenküper	12	25
Hannah Albrecht	5	16
Sierra Bell	6	6
Hannah Hess	1	2
Jaelencia Williams	1	2
Kierstyn Repp	-	1

TEAM LEADER IN STEALS

De'Jour Young	9	37
Anna Lappenküper	9	20
Sh'Toya Sanders	10	10
Hannah Albrecht	2	9
Hannah Hess	4	9
Kierstyn Repp	5	8
Jaelencia Williams	-	3
Sierra Bell	4	4
Ellie Dykstra	1	1

TEAM LEADER IN BLOCKS

Jaelencia Williams	15	31
De'Jour Young	1	21
Sh'Toya Sanders	15	15
Anna Lappenküper	3	6
Kierstyn Repp	2	4
Hannah Hess	1	2
Hannah Albrecht	-	1
Sierra Bell	1	1
Ellie Dykstra	1	1

POINTS OFF THE BENCH

Jaelencia Williams	16	22
Hannah Hess	6	11
Sierra Bell	8	8
Kierstyn Repp	1	6
De'Jour Young	-	4
Anna Lappenküper	-	3
Sh'Toya Sanders	2	2
Hannah Albrecht	1	1
Ellie Dykstra	1	1
Sh'Toya Sanders	1	1

Miscellaneous Game Stats

SCORES FIRST

Fort Wayne	16
Opponents	12

HOW MASTODONS SCORED FIRST POINT

Free Throw	5
Jumper	9
Layup	6
Three-Pointer	8

FIRST MASTODON POINT SCORED BY

De'Jour Young	7
Sh'Toya Sanders	6
Kierstyn Repp	5
Jaelencia Williams	4
Hannah Albrecht	3
Anna Lappenküper	2
Sierra Bell	1

SCORING RUNS OF 10-0 OR BETTER

Fort Wayne	10
Opponents	17

TIP-OFFS CONTROLLED

Fort Wayne	19
Opponents	9

Sh'Toya Sanders	15/21	(.714)
Jaelencia Williams	4/6	(.666)
Ellie Dykstra	0/1	(.000)

MASTODONS FIRST SUBSTITUTION

Jaelencia Williams	13
Hannah Hess	12
Sierra Bell	6
Sh'Toya Sanders	4
Kierstyn Repp	1

PLAYERS FOULED OUT

Fort Wayne	11
Opponents	6

De'Jour Young	2	5
Kierstyn Repp	3	4
Anna Lappenküper	1	3
Sierra Bell	3	3
Hannah Albrecht	1	1
Sh'Toya Sanders	1	1

THREE- AND FOUR-POINT PLAYS

Fort Wayne	26
Opponents	24

De'Jour Young	4	18
Jaelencia Williams	7	12
Anna Lappenküper	1	5
Sh'Toya Sanders	6	6
Hannah Albrecht	3	4
Sierra Bell	3	3
Hannah Hess	2	2

BENCH POINTS

Purdue Fort Wayne	515 (18.4 ppg.)
Opponents	551 (19.7 ppg.)

LARGEST HALFTIME LEAD

27 (48-21) vs Goshen (12/16/18)

LARGEST HALFTIME DEFICIT

22 (39-17) at Purdue (11/18/18)

LARGEST WIN

41 (86-45) vs Goshen (12/16/18)

LARGEST DEFEAT

34 (78-44) at Purdue (11/18/18)

LARGEST LEAD

45 (77-32, 8:33, 4th) vs Goshen (12/16/18)

LARGEST DEFICIT

40 (77-37, 3:00, 4th) at Purdue (11/18/18)

LARGEST DEFICIT OVERCOME TO WIN

5 (54-49, 1:32, 3rd) at Evansville (11/20/18)

LARGEST LEAD GIVEN UP IN LOSS

8 (twice) MR - (16-8, 2:08, 1st) at Denver (2/13/19)

MOST CONSECUTIVE POINTS

13, (9:39 - 6:36 1st) vs Goshen (12/16/18)

MOST CONSECUTIVE POINTS BY OPP.

22 (9:30-1:29, 2nd) at Western Michigan (11/8/18)

LONGEST WINNING STREAK

2 - 1/24/19 - 1/28/19

LONGEST LOSING STREAK

7 - (twice) MR - (1/30/19-2/28/19)

LARGEST HOME CROWD

1,536, vs Denver (1/26/19)

LARGEST ROAD CROWD

5,970, at Purdue (11/20/18)

MOST TIME LEADING

39:49, vs Denver (1/26/19)

MOST TIME LEADING IN LOSS

15:59, at Omaha (2/16/19)

MOST TIME WITH SCORE TIED

8:28, vs. South Dakota (2/2/19)

MOST TIME TRAILING

39:47, at South Dakota State (2/20/19)

MOST LEAD CHANGES

13, vs. Taylor (11/12/18)

MOST TIE SCORES

9, vs. South Dakota (2/2/19)

STARTING LINEUPS

Game	G	G	G	G/F	C/F
IU Kokomo	Lappenküper	Young	Albrecht	Repp	Sanders
Western Michigan	Lappenküper	Young	Albrecht	Repp	Sanders
Taylor	Lappenküper	Young	Albrecht	Repp	Sanders
Eastern Illinois	Lappenküper	Young	Albrecht	Repp	Sanders
Purdue	Lappenküper	Young	Hess	Sanders	Williams
Evansville	Lappenküper	Young	Albrecht	Repp	Sanders
SIUE	Lappenküper	Young	Albrecht	Repp	Sanders
Loyola-Chicago	Lappenküper	Young	Hess	Albrecht	Williams
Milwaukee	Lappenküper	Young	Hess	Albrecht	Dykstra
Eastern Michigan	Lappenküper	Young	Albrecht	Repp	Williams
Goshen	Lappenküper	Young	Albrecht	Repp	Williams
Valparaiso	Lappenküper	Young	Albrecht	Repp	Williams
North Dakota State	Lappenküper	Young	Albrecht	Repp	Williams
North Dakota	Lappenküper	Young	Albrecht	Repp	Sanders
South Dakota State	Lappenküper	Young	Albrecht	Repp	Sanders
Oral Roberts	Lappenküper	Young	Albrecht	Repp	Sanders
South Dakota	Lappenküper	Young	Albrecht	Repp	Sanders
Western Illinois	Lappenküper	Young	Albrecht	Repp	Sanders
Omaha	Lappenküper	Young	Albrecht	Repp	Sanders
Denver	Lappenküper	Young	Albrecht	Repp	Sanders
Oral Roberts	Lappenküper	Young	Albrecht	Repp	Sanders
South Dakota	Lappenküper	Young	Albrecht	Repp	Sanders
Western Illinois	Lappenküper	Young	Albrecht	Repp	Sanders
Denver	Lappenküper	Young	Albrecht	Repp	Sanders
Omaha	Lappenküper	Young	Albrecht	Repp	Sanders
South Dakota State	Lappenküper	Young	Albrecht	Repp	Williams
North Dakota	Lappenküper	Young	Albrecht	Repp	Sanders
North Dakota State	Lappenküper	Young	Albrecht	Repp	Sanders

BY ROTATION

6-14	Lappenküper	Young	Albrecht	Repp	Sanders
0-1	Lappenküper	Young	Hess	Sanders	Williams
0-1	Lappenküper	Young	Hess	Albrecht	Williams
0-1	Lappenküper	Young	Hess	Albrecht	Dykstra
1-4	Lappenküper	Young	Albrecht	Repp	Williams

BY PLAYER

Lappenküper	7-21
Young	7-21
Albrecht	7-20
Repp	7-17
Sanders	7-15
Williams	1-6
Hess	0-3
Dykstra	0-1

TOP-10 BENCH SCORERS...

Player	Pts.	Opponent	Date
Jaelencia Williams	23	Oral Roberts	1/9
Jaelencia Williams	18	North Dakota	2/28
Jaelencia Williams	16	South Dakota	2/2
Hannah Hess	16	Taylor	11/12
Sierra Bell	15	IU Kokomo	11/6
Sh'Toya Sanders	14	at South Dakota State	2/20
Jaelencia Williams	12	at Oral Roberts	1/30
Kierstyn Repp	12	at Milwaukee	12/1
Hannah Albrecht	12	at Purdue	11/18
Jaelencia Williams	12	Taylor	11/12
Hannah Hess	11	at Western Illinois	1/19
Hannah Hess	11	Eastern Michigan	12/8
Sierra Bell	11	South Dakota State	1/3

WHY MASTODONS?...

It all started about 10,000 years ago...

That's when mastodons roamed the southern Great Lakes region of North America. These stocky versions of modern elephants reached heights of about ten feet at the shoulder, with tusks that curved upward that were six feet or more in length. Mastodons were browsers who fed mostly on leaves and twigs from small trees and shrubs.

One such mastodon found its final resting place about two miles south of Angola, Indiana, on land that would eventually become part of Orsie Routsong's farm. In the fall of 1968, Routsong decided to expand a small pond on his property. An excavator was hired and instructed to pile the excavated material around the edge of the pond. Several days after the excavation was finished a heavy rain storm pounded the piles of dirt.

The next day, a young neighbor boy of Routsong's discovered a large bone in one of the dirt piles. Routsong knew it was something out of the ordinary, so he called Jack Sunderman, chair of the IPFW Geology Department, to identify the bone, and to ask for advice on what to do with it. Sunderman says his first question was, "How big is the bone," with Routsong's answer being "pretty big, maybe 3 or 4 feet long."

When Sunderman got to the farm, he identified the bone as a leg bone of a mastodon. He told Routsong a skeleton like this would have scientific and instructional value if a large portion of it could be located. Routsong agreed, and also agreed to have the IPFW Geology Department do the excavation. Sunderman got two more faculty members, Geoffrey Matthews and Bernd Erdtmann, and several geology students to help in the project.

After all the mastodon bones were collected, cleaned, and preserved, Routsong agreed to have the adult mastodon skeleton placed on permanent display at IPFW; the skull of a nearby baby mastodon is now on loan to Science Central.

In the spring of 1970, The Communicator (IPFW's student newspaper) began a drive to come up with a mascot for IPFW. Some of the suggested choices included the Boiler-Hoosiers, Warhawks, Marauders, Frontiersmen, Pioneers, Elfs, and Hobbits. Those names and others came from student suggestions. Steve Pettyjohn, who served as the student body president in 1968-69, wrote a letter to the editor about the school mascot. In his letter, Pettyjohn extolled the virtues of choosing the mastodon as IPFW's mascot: "It sounds different, strange - that's exactly why. It's different and yes, even strange. For God's Sakes, let's have the courage to be a little different."

In the meantime, former Indiana Congressman Mark Souder, who served as student body president in 1969-70, recalls being lobbied by the Geology Club to choose the mastodon.

According to Nusbaumer, "Souder appointed a committee in student government to select a name although he was lobbying hard for the mastodon." After some discussion on the subject, Souder says a vote was taken by the committee and the mastodon came out the winner. Souder finished his recollection with these thoughts. "History shows that the advocacy of the geology club was correct. The fast, decisive action of the elected student government—though it did not please everyone and was not a precedent that the University desired to see—has also been upheld by history as IPFW regularly scores high in any list of unique university nicknames; even in this era when everybody strives to be different. We did it decades ago."

WHAT IS A MASTODON?...(ACCORDING TO WIKIPEDIA)

Mastodons are any species of extinct proboscideans (mammals with tusks and long, muscular trunks) in the genus *Mammut*, distantly related to elephants, that inhabited North and Central America during the late Miocene or late Pliocene up to their extinction at the end of the Pleistocene 10,000 to 11,000 years ago. Mastodons lived in herds and were predominantly forest dwelling animals that fed on a mixed diet of browsing and grazing with a seasonal preference for browsing, in contrast to living elephants that are mostly grazing animals.

Modern reconstructions based on partial and skeletal remains reveal that mastodons were very similar in appearance to elephants and, to a lesser degree, mammoths, though not closely related to either one. Compared to mammoths, mastodons had shorter legs, a longer body and were more heavily muscled, a build similar to that of the current Asian elephants. The average body size of the species was around 2.3 m (7 ft 7 in) in height at the shoulders, corresponding to a large female or a small male, but large males could grow up to 2.8 m (9 ft 2 in) in height and weigh as much as 4.5 tonnes (5 short tons).

PURDUE FORT WAYNE WHEN...	2018-19	NELSON
Overall	7-21	16-69
Home	5-8	12-28
Road	1-13	2-39
Neutral	0-0	1-2
At Memorial Coliseum	0-1	0-3
Wearing White	4-7	6-14
Wearing Grey	1-1	3-4
Wearing Black	1-14	3-16
Wearing Pink	1-0	1-1
Summit League	3-13	6-40
Summit League Home	2-5	5-17
Summit League Road	0-8	0-23
Non-League	4-8	10-28
Non-League Home	3-3	7-11
Non-League Road	1-5	2-16
Following a win	1-5	1-14
Following a loss	5-16	14-50
Against top 25 (AP) teams	0-0	0-1
Against Mid-Major top 25 teams	0-4	0-17
In Overtime	0-0	0-1
In Multiple Overtimes	0-0	0-0
Regular Season Tournaments	0-0	1-2
Postseason	0-0	0-1
Wins Tip	7-12	12-25
Scores First	4-11	7-22
Leads after 1st quarter	7-5	12-12
Trails after 1st quarter	0-15	3-60
Tied after 1st quarter	0-1	1-1
Leads at half	6-1	12-4
Trails at half	1-20	4-63
Tied at half	0-1	0-2
Leading with 5:00 left	7-0	14-0
Trailing with 5:00 left	0-20	2-68
Tied with 5:00 left	0-1	0-1
Shoots ≥ 50%	4-0	6-0
Shoots < 50%	3-21	10-69
Opponent shoots ≥ 50%	0-7	1-27
Opponent shoots < 50%	7-14	15-42
Shoots better than opp.	7-4	13-6
Shoots worse than opp.	0-17	3-63
Makes 5+ 3-Pt. shots	6-14	13-36
Makes 9+ 3-Pt. shots	1-3	4-7
More 3-Pt. made than opp.	6-7	12-22
Has equal 3-Pt. made	0-4	0-9
Fewer 3-Pt. made than opp.	1-10	4-37
Shoots 3-Pt. better than opp.	7-7	14-19
Shoots 3-Pt. worse than opp.	0-14	2-50
Shoots 3-Pt. 35% or better	3-6	11-19
Shoots 3-Pt. less than 35%	4-15	5-50
Opp. Shoots 3-Pt. 35% or better	1-11	3-46
Opp. Shoots 3-Pt. less than 35%	6-10	13-23
More FTs made than opp.	4-7	12-19
Has equal FTs made	0-1	0-3
Fewer FTs made than opp.	3-13	4-17
Out-rebounds opp.	3-7	9-21
Has equal rebounds	1-1	2-2
Is out-rebounded	3-13	5-46
More turnovers than opp.	1-15	6-50
Has equal turnovers as opp.	0-3	0-5
Fewer turnovers than opp.	6-3	10-14
More assists than opp.	6-4	7-9
Has equal assists	0-1	2-2
Fewer assists than opp.	1-16	7-58
More blocks than opp.	6-8	9-15
Has equal blocks	1-3	2-6
Fewer blocks than opp.	0-10	5-48
More steals than opp.	5-5	10-17
Has equal steals	0-3	0-7
Fewer steals than opp.	2-13	6-45
More fouls than opp.	3-13	5-48
Has equal fouls	1-3	1-3
Fewer fouls than opp.	3-5	10-18

Plays a team with ≥ .500 record	4-13	8-51
Plays a team with < .500 record	3-8	8-18
Plays in the state of Indiana	7-9	14-33
Plays outside Indiana	0-12	2-36
Plays in Eastern Time Zone	6-10	14-39
Plays in Central Time Zone	1-10	2-27
Plays in Mountain Time Zone	0-1	0-3
Plays in Pacific Time Zone	0-0	0-0
Plays during the day	4-11	9-36
Plays at night (5pm or later)	3-10	7-33
Plays in November	3-5	7-16
Plays in December	1-5	4-17
Plays in January	2-5	4-17
Plays in February	0-6	1-18
Plays in March	1-0	1-1
Plays on Sunday	1-2	2-5
Plays on Monday	1-0	1-3
Plays on Tuesday	2-0	3-5
Plays on Wednesday	0-6	2-15
Plays on Thursday	1-5	1-13
Plays on Friday	0-1	1-4
Plays on Saturday	2-7	6-24
Attendance is ≤ 999	6-15	15-48
Attendance is ≥ 1,000	1-6	1-21
Margin is 1 point	0-0	1-0
Margin is between 2-5	0-1	2-1
Margin is between 6-10	3-5	6-10
Margin is between 11-20	1-9	4-29
Margin is more than 20	3-6	3-27
Scores ≤ 49 pts.	0-4	0-17
Scores 50-59 pts.	1-6	1-31
Scores 60-69 pts.	1-10	4-16
Scores 70-79 pts.	2-1	7-4
Scores 80-89 pts.	3-0	3-1
Scores 90-99 pts.	0-0	1-0
Scores 100+ pts.	0-0	0-0
Opponent Scores ≤ 49 pts.	3-0	3-1
Opponent scores 50-59 pts.	2-1	5-2
Opponent scores 60-69 pts.	1-4	4-20
Opponent scores 70-79 pts.	1-10	4-28
Opponent scores 80-89 pts.	0-4	0-12
Opponent scores 90-99 pts.	0-2	0-3
Opponent scores 100+ pts.	0-0	0-2
Force 20 or more turnovers	3-0	4-4
Commit 15 or more turnovers	5-13	8-42
Make 10 or more steals	4-2	6-5
Starters outscore opp. starters	6-1	12-3
≤ 2 players score 10+ pts.	1-10	3-45
3 players score 10+ pts.	2-6	3-17
4+ players score 10+ pts.	4-4	10-6
1+ player with 20+ points	5-4	6-12
1+ player with 10+ rebounds	2-5	2-13
1+ player with double-double	1-4	1-8
1+ player with 5+ 3-Pt. made	0-1	0-4
1+ player fouls out	1-9	5-26
More bench points	4-10	10-27
Has equal bench points	0-0	0-1
Fewer bench points	3-11	6-40
More points in the paint	4-3	8-8
Has equal points in the paint	0-1	0-2
Fewer points in the paint	3-17	8-59
More points off turnovers	6-5	11-11
Has equal points off turnovers	0-1	1-3
Fewer points off turnovers	1-15	4-54
More 2nd chance points	2-9	8-26
Has equal 2nd chance points	1-1	1-2
Fewer 2nd chance points	4-11	7-41
More fast break points	3-5	5-11
Has equal fast break points	1-2	1-8
Fewer fast break points	3-14	10-50
Longest Winning Streak	2	2
Longest Losing Streak	7	11
Current Streak	W1	

PLAYER OF THE WEEK...

Senior guard De'Jour Young earned her first career Summit League Player of the Week honor as announced by the league on January 28.

Young earned Player of the Week honors after leading the Mastodons to back-to-back wins over Omaha and Denver. For the week, she averaged 19.5 points, 4.5 rebounds, 1.5 assists, and 1.5 steals, all while shooting 68.2% from the field. Young kicked off the week scoring a career-high 25 points in a 56-48 win over the Mavericks. She pulled down six rebounds while shooting 10-of-15 (66.7%) from the floor. Young concluded the weekend with 14 points on 71.4% shooting, helping the 'Dons to a 70-55 win against Denver. Young and the Mastodons held the Pioneers to 26.2% shooting on the night, their lowest total in almost four years.

20-15...

Jaelencia Williams earned her first career double-double against Oral Roberts on Jan 9. Williams finished the night with 23 points, 15 rebounds, and four blocks. She became the first Mastodon to finish with 20 and 15 in a game since Stefanie Mauk on Dec. 22, 2012 against Rochester. Her 23 points and 15 rebounds were both career highs.

#BEATTYPE1 GAME...

The Summit League and its member institutions are teaming up to bring awareness to type 1 diabetes. Currently, there are 1.25 million Americans battling type 1 diabetes. While the condition occurs at every age and in every race, most of those diagnosed are children. More than 70,000 children under the age of 14 are newly diagnosed with this life-changing condition each year.

- Nearly 10 percent of Americans are affected by diabetes, with over one million new diagnoses made each year.

- Type 1 diabetes is typically diagnosed in juveniles and those affected juveniles stay on insulin therapy for life.

WELCOME TO THE CLUB...

Senior De'Jour Young become the 20th member of the Mastodons' 1,000-point club on Dec. 19 against Valparaiso. Kierstyn Repp hit Young with a bounce pass down the lane for a layup at the 6:53 mark of the second quarter. Young went on to finish with a career- and game-high 14 rebounds, to go along with 13 points. She's the first Mastodons since now assistant coach Haley Seibert joined the club on Dec. 6, 2014.

1.	2,358	Lisa Miller	1988-92
2.	2,107	Lindy Jones	1992-96
3.	1,730	Johnna Lewis-Carlisle	2004-08
4.	1,676	Amanda Hyde	2010-14
5.	1,589	Leah Sheets	1994-98
6.	1,572	Amy Gearlds	1999-04
7.	1,527	Robin Scott	1987-91
8.	1,480	Teena Merrell	1986-90
9.	1,386	Haley Seibert	2011-15
10.	1,293	Rhonda Unverferth	1982-85
11.	1,246	Jordan Zuppe	2007-11
12.	1,243	Stephanie Rosado	2009-12
13.	1,225	Anne Boese	2008-12
14.	1,185	De'Jour Young	2015-present
15.	1,168	Pam Edwards	1989-92,93-94
16.	1,153	Ashley Johnson	2003-07
17.	1,128	Chelsey Jackson	2007-11
18.	1,106	Jennie Newhard	1992-96
19.	1,076	Jamie Holderman	1999-01
20.	1,018	Courtney Nicley	2001-05

SWATTING MORE FLIES...

The Mastodons reached double-digit blocks for the second time this season, but this time, they tied the program record with 11 blocks against Goshen on Dec. 16. The 11 blocks tied a program mark which has been reach twice before, Nov. 23, 2010 against Indiana Tech and Dec. 2, 2005 against Kalamazoo. Individually, Jaelencia Williams five blocks are the most by a Mastodon since Ariana Simmons also had five against Ball State on Dec. 29, 2013.

HASTA LA VISTA, BASKETBALL...

The Mastodons were a swatting machine in its season opener, as the 'Dons finished with 10 blocks against IU Kokomo. Their 10 blocks are tied for third most in program history, as the 'Dons had had 11 blocks twice. The Last time the Mastodons finished with double-digit blocks as a team came on Nov. 23, 2010 when they had 11 against Indiana Tech.

STOP! THIEF!...

In her first game as a Mastodon, Sierra Bell became only the third player in program history with eight or more steals, when she made eight against IU Kokomo on Nov. 6. The last player to have at least eight was Kayla Drake, whom set a program record with 10 steals at South Dakota State on Jan. 22, 2011.

MAKING THE ROUNDS...

Of the current 32 Division I basketball conferences, Purdue Fort Wayne has taken on at least one school, currently or when they played, in all but four of those leagues. The four remaining conferences the Mastodons have yet to play are: Colonial Athletic Association, Ivy League, Southwestern Athletic Conference, and West Coast Conference. Three other leagues (Big Sky Conference, Pacific 12 Conference, and Southland Conference) Purdue Fort Wayne played a current member while they were a part of another conference.

SEASON OPENERS...

With its season-opening victory over IU Kokomo, the Purdue Fort Wayne women's basketball team improved its all-time record to 17-26 in season openers. The last time the 'Dons won a season opener came during the 2015-16 season when they defeated Trine.

SUMMIT LEAGUE PRESEASON POLL...

Purdue Fort Wayne was picked to finish ninth in the Summit League preseason poll of the league's head coaches. The Mastodons received 181 points as coaches were not allowed to vote for their own teams.

South Dakota State was tabbed as the preseason favorite to win the 2018-19 Summit League Championship, receiving 24 first-place votes to finish atop the poll with 624 points.

2018-19 Summit League Preseason Poll

Place	Team	Points (1st)
1.	South Dakota State	624 (24)
2.	South Dakota	557 (9)
3.	Western Illinois	469
4.	Oral Roberts	435
5.	Denver	431
6.	North Dakota	380
7.	North Dakota State	271
8.	Omaha	233
9.	Purdue Fort Wayne	181

Preseason Player of the Year:

Macy Miller – South Dakota State

First Team

Name	School	Pos.	Year
Macy Miller	South Dakota State	G	Sr.
Madison Guebert	South Dakota State	G	Sr.
Ciara Duffy	South Dakota	G	Jr.
Allison Arens	South Dakota	G	Sr.
Taylor Higginbotham	Western Illinois	G	Sr.
Lexi Klabo	North Dakota	F	Sr.

Second Team

Name	School	Pos.	Year
Myah Selland	South Dakota State	G/F	So.
Maya Mayberry	Oral Roberts	G	So.
Claire Gritt	Denver	G	So.
Madison Mckeever	South Dakota	G	Jr.
Tagyn Laron	South Dakota State	F	Jr.

WOMEN'S MID-MAJOR POLL...

(Mar. 5)

Rank	School	Rec.	Pts.
1	Gonzaga (26)	26-3	762
2	South Dakota State (2)	23-5	741
3	FGCU (2)	24-4	684
4	Drake (1)	22-5	682
5	South Dakota	26-4	681
6	BYU	22-5	604
7	Central Michigan	22-6	593
8	James Madison	22-4	566
9	Quinnipiac	23-6	529
10	Wright State	24-6	495
11	Bucknell	24-5	444
12	Drexel	21-6	373
13	Maine	22-7	352
14	Belmont	23-6	331
15	Ohio	23-4	320
16	Green Bay	21-7	306
17	Princeton	18-9	240
18	Penn	20-5	230
19	Buffalo	19-8	212
20	American	19-9	201
21	Lamar	23-5	136
22	UC Davis	21-6	124
23	Miami	23-4	109
24	Mercer	22-7	64
25	UT Arlington	22-6	55

OTHERS RECEIVING VOTES:

Missouri State 47, North Carolina A&T 38, New Mexico State 26, Radford 24, Marist 15, Saint Mary's 14, Stephen F. Austin 13, Youngstown State 13, UT Martin 12, Idaho 11, Little Rock 10, Rider 7, Troy 5, Hartford 4, Northern Colorado 2, Toledo 2, Morehead State 1.

ACTIVE CAREER LEADERS...

Points	De'Jour Young, 1,185
Rebounds	De'Jour Young, 592
Field Goals Made	De'Jour Young, 427
3-Pointers Made	Kierstyn Repp, 125
Free Throws Made	De'Jour Young, 265
Assists	De'Jour Young, 198
Steals	De'Jour Young, 138
Blocked Shots	Jaelencia Williams, 69
Games Played	De'Jour Young, 113
Games Started	De'Jour Young, 102
Minutes Played	De'Jour Young, 3,364

Gates Center Attendance Records

1.	1/19/2002	Toledo	1,827
2.	12/10/2006	Indiana	1,801
3.	1/26/2019	Denver	1,536
4.	11/19/2004	Bowling Green	1,438
5.	11/21/2017	UIC	1,289
6.	12/29/2013	Ball State	1,278
7.	1/24/2015	Denver	1,215
8.	1/13/1996	Southern Indiana	1,150
9.	12/6/2014	Northern Kentucky	1,147
10.	12/6/2012	Purdue	1,124

PURDUE FORT WAYNE WINS VS. LOSSES...

Category	Wins	Losses
Points per game	74.4	58.1
Opp. points per game	54.9	75.0
FG pct.	.493	.378
Opp. field goal pct.	.325	.462
3 pt. FG pct.	.344	.315
Opp. 3 pt. FG pct.	.236	.372
Free throw pct.	.651	.671
Opp. Free throw pct.	.664	.737
Rebounds per game	35.3	33.0
Opp. Rebounds per game	36.7	36.0
Rebound margin	-1.4	-3.0
Assists per game	13.1	10.0
Opp. Assists per game	8.7	15.8
Turnovers per game	15.7	17.0
Opp. Turnovers per game	19.0	11.6
Turnover margin	+3.3	-5.4
Steals per game	10.7	5.6
Opp. Steals per game	6.9	8.6
Blocks per game	7.3	3.3
Opp. Blocks per game	2.4	3.5
Fouls per game	17.3	18.1
Opp. Fouls per game	17.1	15.9



PURDUE FORT WAYNE INDIVIDUAL GAME HIGHS

Points	25	De'Jour Young vs Omaha (01/24/19)
Field Goals Made	10	De'Jour Young vs Omaha (01/24/19)
Field Goal Att.	17	De'Jour Young at North Dakota State (12/28/18)
FG Pct (min 6 made)	1.000 (6-6)	Jaelencia Williams vs Valparaiso (12/19/18)
3-Point FG Made	5	Kierstyn Repp at Eastern Illinois (11/15/18)
3-Point FG Att.	12	Kierstyn Repp vs Western Illinois (02/06/19)
3-Pt FG Pct (min 3 made)	.750 (3-4)	Hannah Albrecht at Loyola-Chicago (11/29/18)
Free Throws Made	9	Jaelencia Williams vs Eastern Michigan (12/08/18)
Free Throw Att.	12	Jaelencia Williams vs Eastern Michigan (12/08/18)
FT Pct (min 8 made)	1.000 (8-8)	Jaelencia Williams vs North Dakota (02/28/19)
Rebounds	15	Jaelencia Williams vs Oral Roberts (01/09/19)
Assists	9	Sierra Bell vs Oral Roberts (01/09/19)
Steals	8	Sierra Bell vs IU Kokomo (11/06/18)
Blocked Shots	7	Jaelencia Williams vs Denver (01/26/19)

PURDUE FORT WAYNE TEAM GAME HIGHS

POINTS	87	IU KOKOMO (11/06/18)
FIELD GOALS MADE	35	GOSHEN (12/16/18)
	35	IU KOKOMO (11/06/18)
FIELD GOAL ATTEMPTS	70	at Western Illinois (01/19/19)
FIELD GOAL PERCENTAGE	.565 (35-62)	IU KOKOMO (11/06/18)
3 PT FIELD GOALS MADE	11	at Western Illinois (01/19/19)
	11	at Loyola-Chicago (11/29/18)
	11	at Eastern Illinois (11/15/18)
3 PT FG ATTEMPTS	31	at Western Illinois (01/19/19)
3 PT FG PERCENTAGE	.524 (11-21)	at Loyola-Chicago (11/29/18)
FREE THROWS MADE	23	EASTERN MICHIGAN (12/08/18)
FREE THROW ATTEMPTS	28	EASTERN MICHIGAN (12/08/18)
FREE THROW PERCENTAGE	.923 (12-13)	at Oral Roberts (01/30/19)
REBOUNDS	55	at Western Illinois (01/19/19)
ASSISTS	17	GOSHEN (12/16/18)
STEALS	17	IU KOKOMO (11/06/18)
BLOCKED SHOTS	11	GOSHEN (12/16/18)
TURNOVERS	26	at Eastern Illinois (11/15/18)
FOULS	27	DENVER (01/26/19)

PURDUE FORT WAYNE TEAM GAME LOWS

POINTS	44	at Purdue (11/18/18)
FIELD GOALS MADE	13	at Milwaukee (12/01/18)
FIELD GOAL ATTEMPTS	45	SOUTH DAKOTA STATE (01/03/19)
FIELD GOAL PERCENTAGE	.241 (13-54)	at Milwaukee (12/01/18)
3 PT FIELD GOALS MADE	2	SUIE (11/24/18)
3 PT FG ATTEMPTS	9	at Denver (02/13/19)
3 PT FG PERCENTAGE	.118 (2-17)	NORTH DAKOTA (02/28/19)
FREE THROWS MADE	3	SUIE (11/24/18)
FREE THROW ATTEMPTS	2	at Western Illinois (01/19/19)
FREE THROW PERCENTAGE	.400 (4-10)	at Western Michigan (11/08/18)
REBOUNDS	17	at Loyola-Chicago (11/29/18)
ASSISTS	7	SUIE (11/24/18)
	7	at Western Illinois (01/19/19)
	7	OMAHA (01/24/19)
	7	at South Dakota State (02/20/19)
	7	NORTH DAKOTA (02/28/19)
STEALS	1	at Eastern Illinois (11/15/18)
	1	ORAL ROBERTS (01/09/19)
	1	at Western Illinois (01/19/19)
BLOCKED SHOTS	0	at Western Michigan (11/08/18)
	0	EASTERN MICHIGAN (12/08/18)
	0	SOUTH DAKOTA STATE (01/03/19)
TURNOVERS	11	at Loyola-Chicago (11/29/18)
	11	at North Dakota State (12/28/18)
	11	at Oral Roberts (01/30/19)
FOULS	11	at Evansville (11/20/18)
	11	SOUTH DAKOTA (02/02/19)

PURDUE FORT WAYNE TEAM RECORDS (MIN. 20 GAMES)

Record

MOST WINS.....	23 (1995-96)
CONSECUTIVE WINS.....	14 (11/18/95-1/13/96)
MOST HOME WINS.....	12 (1982-83, 1988-89, 1995-96)
CONSECUTIVE HOME WINS.....	12 (12/1/95-2/24/96)
MOST LOSSES.....	24 (1998-99, 2016-17)
CONSECUTIVE LOSSES.....	14 (11/13/98-1/16/99)
MOST GAMES PLAYED.....	31 (2010-11)
LARGEST HOME CROWD (GATES).....	1,827, Toledo (1/19/02)
LARGEST HOME CROWD (COLISEUM).....	2,500, NDSU (2/26/06)
LARGEST ROAD CROWD.....	9,194, Wichita State (1/18/13)

Points

GAME HIGH.....	117, vs Tri-State (12/3/88)
SEASON HIGH.....	2,431 (1989-90)
GAME LOW.....	28, Indiana State (12/28/02)
SEASON LOW.....	1,110 (1978-79)

Field Goals Made

GAME HIGH.....	48, at Southern Indiana (2/7/91)
SEASON HIGH.....	901 (1989-90)
GAME LOW.....	11, Wichita State (11/8/13)
SEASON LOW.....	11, Winthrop (12/23/05)
SEASON LOW.....	443 (1978-79)

Field Goal Attempts

GAME HIGH.....	92, at Purdue (11/21/04)
SEASON HIGH.....	1,864 (2007-08)
GAME LOW.....	38, Wichita State (11/8/13)
SEASON LOW.....	1,263 (1978-79)

Field Goal Percentage

GAME HIGH.....	.720 (36-of-50), at IUPUI (1/23/92)
SEASON HIGH.....	.492 (877-1782), (1991-92)
GAME LOW.....	.163 (15-of-92), Purdue (11/21/04)
LOW SEASON.....	.331 (595-1798), (2004-05)

3-Point Field Goals Made

GAME HIGH.....	18, at Missouri-St. Louis (2/15/01)
SEASON HIGH.....	271 (2013-14)
GAME LOW.....	0, Several times
SEASON LOW.....	13 (1992-93)

3-Point Field Goal Attempts

GAME HIGH.....	48, vs Bowling Green (11/19/04)
SEASON HIGH.....	48, vs Grace (12/11/99)
GAME LOW.....	743 (2013-14)
GAME LOW.....	0, Several times
SEASON LOW.....	.59 (1992-93)

3-Point Field Goal Percentage (min. 10 att.)

GAME HIGH800 (8-of-10), at Cleveland State (1/26/04)
SEASON HIGH.....	.430 (89-207), (1989-90)
GAME LOW.....	.000 (0-of-10), St. Joseph's (1/3/91)
LOW SEASON.....	.220 (44-200), (1997-98)

Free Throws Made

GAME HIGH.....	42, vs NKU (12/21/95)
SEASON HIGH.....	604 (1995-96)
GAME LOW.....	1, Indianapolis (2/20/97) and (3/6/1993)
SEASON LOW.....	214 (1979-80)

Free Throw Attempts

GAME HIGH.....	52, vs NKU (12/21/95)
SEASON HIGH.....	52, at Wayne State (11/16/90)
GAME LOW.....	821 (1991-92)
SEASON LOW.....	2, Ashland (2/20/88)
SEASON LOW.....	382 (1982-83)

Free Throw Percentage (min. 10 made/20 att.)

GAME HIGH.....	1.000 (24-of-24), vs Indiana (11/12/13)
SEASON HIGH.....	.794 (409-515), (2012-13)
GAME LOW.....	.433 (13-of-30), Kentucky (11/21/03)
SEASON LOW.....	.483 (224-464), (1978-79)

OPPONENT INDIVIDUAL GAME HIGHS

Points	28	Courtne Lewis vs Eastern Michigan (12/08/18)
Field Goals Made	28	Karle Pace at Eastern Illinois (11/15/18)
	10	Danni Nichols at Western Illinois (01/19/19)
	10	Maya Mayberry vs Oral Roberts (01/09/19)
	10	Ae'Rianna Harris at Purdue (11/18/18)
Field Goal Att.	19	Karle Pace at Eastern Illinois (11/15/18)
	19	Karle Pace at Eastern Illinois (11/15/18)
	19	Taylor Steele at Eastern Illinois (11/15/18)
FG Pct (min 6 made)	1.000 (10-10)	Ae'Rianna Harris at Purdue (11/18/18)
3-Point FG Made	6	Courtne Lewis vs Eastern Michigan (12/08/18)
	6	Janae Gonzales at Loyola-Chicago (11/29/18)
	6	Karle Pace at Eastern Illinois (11/15/18)
3-Point FG Att.	11	Becca Buchs vs Taylor (IN) (11/12/18)
3-Pt FG Pct (min 3 made)	1.000 (4-4)	Julia Fiescs vs North Dakota (02/28/19)
	1.000 (4-4)	Rylie Cascio Jensen vs South Dakota State (01/03/19)
Free Throws Made	7	Claire Killian at Omaha (02/16/19)
	7	Lexi Klabo at North Dakota (12/30/18)
	7	Sofija Zivaljevic at North Dakota State (12/28/18)
Free Throw Att.	10	Kayana Traylor at Purdue (11/18/18)
Rebounds	18	Emily Dietz at North Dakota State (12/28/18)
Assists	8	Mariah Murdie at Omaha (02/16/19)
Steals	7	Olivia Kaufmann at Western Illinois (01/19/19)
Blocked Shots	5	Olivia Kaufmann at Western Illinois (01/19/19)
	5	Mariah Murdie at Omaha (02/16/19)

OPPONENT TEAM GAME HIGHS

POINTS	92	at South Dakota State (02/20/19)
FIELD GOALS MADE	34	at South Dakota State (02/20/19)
FIELD GOAL ATTEMPTS	70	at Eastern Illinois (11/15/18)
FIELD GOAL PERCENTAGE	.617 (29-47)	at Loyola-Chicago (11/29/18)
3 PT FIELD GOALS MADE	12	WESTERN ILLINOIS (02/06/19)
	12	EASTERN MICHIGAN (12/08/18)
	12	TAYLOR (IN) (11/12/18)
3 PT FG ATTEMPTS	33	TAYLOR (IN) (11/12/18)
3 PT FG PERCENTAGE	.556 (10-18)	at Loyola-Chicago (11/29/18)
FREE THROWS MADE	21	at North Dakota State (12/28/18)
FREE THROW ATTEMPTS	31	at Purdue (11/18/18)
FREE THROW PERCENTAGE	.929 (13-14)	at Loyola-Chicago (11/29/18)
REBOUNDS	48	DENVER (01/26/19)
ASSISTS	28	at South Dakota State (02/20/19)
STEALS	14	at Denver (02/13/19)
	14	DENVER (01/26/19)
BLOCKED SHOTS	14	at Western Illinois (01/19/19)
	6	at Omaha (02/16/19)
	6	SOUTH DAKOTA STATE (01/03/19)
	6	at Milwaukee (12/01/18)
	6	at Loyola-Chicago (11/29/18)
TURNOVERS	26	IU KOKOMO (11/06/18)
FOULS	24	NORTH DAKOTA (02/28/19)
	24	DENVER (01/26/19)

OPPONENT TEAM GAME LOWS

POINTS	45	GOSHEN (12/16/18)
FIELD GOALS MADE	14	GOSHEN (12/16/18)
FIELD GOAL ATTEMPTS	47	at Loyola-Chicago (11/29/18)
FIELD GOAL PERCENTAGE	.226 (14-62)	GOSHEN (12/16/18)
3 PT FIELD GOALS MADE	0	at North Dakota (12/30/18)
3 PT FG ATTEMPTS	7	at North Dakota (12/30/18)
3 PT FG PERCENTAGE	.000 (0-7)	at North Dakota (12/30/18)
FREE THROWS MADE	2	at Evansville (11/20/18)
FREE THROW ATTEMPTS	6	at Evansville (11/20/18)
FREE THROW PERCENTAGE	.333 (2-6)	at Evansville (11/20/18)
REBOUNDS	22	SOUTH DAKOTA (02/02/19)
ASSISTS	4	GOSHEN (12/16/18)
STEALS	2	at Loyola-Chicago (11/29/18)
	2	NORTH DAKOTA STATE (03/02/19)
BLOCKED SHOTS	0	TAYLOR (IN) (11/12/18)
TURNOVERS	4	at Western Illinois (01/19/19)
FOULS	9	at Western Illinois (01/19/19)

Rebounds

GAME HIGH.....	65, vs Shippensburg (11/19/95)
SEASON HIGH.....	1,244 (1991-92)
GAME LOW.....	18, IUPUI (3/2/13)
SEASON LOW.....	132 (1978-79)

Assists

GAME HIGH.....	31, at Southern Indiana (2/7/91)
SEASON HIGH.....	551 (1994-95)
GAME LOW.....	1, Wichita State (11/8/13)
SEASON LOW.....	1, Hampton (11/29/86)
SEASON LOW.....	125 (1980-81)

Blocks

GAME HIGH.....	11, vs Indiana Tech (11/23/10)
SEASON HIGH.....	11, vs Kalamazoo (12/2/05)
SEASON HIGH.....	11, vs Goshen (12/16/18)
SEASON HIGH.....	119 (2009-10)
GAME LOW.....	0, Several times
SEASON LOW.....	18 (1986-87)

Steals

GAME HIGH.....	25, vs Kalamazoo (12/2/05)
SEASON HIGH.....	315 (1990-91)
GAME LOW.....	0, St. Bonaventure (12/2/08)
SEASON LOW.....	0, UMBL (12/20/05)
SEASON LOW.....	188 (2008-09)

Turnovers

GAME HIGH.....	40, Hampton (12/4/87)
SEASON HIGH.....	655 (1989-99)
GAME LOW.....	5, North Dakota State (11/5/09)
SEASON LOW.....	184 (1980-81)

PURDUE FORT WAYNE INDIVIDUAL QUARTER HIGHS

Points	13	De'Jour Young, 3rd, at North Dakota State (12/28/18)
FG Made	5 (2x)	De'Jour Young, 3rd, at North Dakota State (12/28/18)
FG Att.	9	MR - De'Jour Young, 3rd, at North Dakota State (12/28/18)
3-Pt FG Made	3	Hannah Hess, 3rd, at Western Illinois (1/19/19)
3-P FG Att.	5 (2x)	MR - Kierstyn Repp, 2nd, vs Western Illinois (2/6/19)
FT Made	6	Hannah Albrecht, 4th, vs Denver (1/26/19)
FT Att.	8 (2x)	MR - Sh'Toya Sanders, 3rd, vs North Dakota State (3/2/19)
Rebounds	8	Sh'Toya Sanders, 3rd, at Western Illinois (1/19/19)
Offensive Rebounds	5	Sh'Toya Sanders, 3rd, at Western Illinois (1/19/19)
Defensive Rebounds	5 (2x)	MR - De'Jour Young, 3rd, vs Valparaiso (12/19/18)
Fouls	4 (2x)	MR - Sierra Bell, 4th, vs Oral Roberts (1/9/19)
Assists	4	Anna Lappenkuper, 1st, vs Goshen (12/16/18)
Blocked Shots	4 (2x)	MR - Jaelencia Williams, 3rd, vs Denver (1/26/19)
Steals	3 (6x)	MR - Sh'Toya Sanders, 4th, vs North Dakota State (3/2/19)

PURDUE FORT WAYNE TEAM QUARTER HIGHS

Points	30	4th, vs North Dakota State (3/2/19)
1st Quarter Points	26	vs Goshen (12/16/18)
2nd Quarter Points	24	vs IU Kokomo (11/6/18)
3rd Quarter Points	24	vs Taylor (11/12/18)
4th Quarter Points	30	vs North Dakota State (3/2/19)
Fewest Points (Non-OT)	3	1st, at Milwaukee (12/1/18)
FG Made	12	4th, vs North Dakota State (3/2/19)
FG Att.	23	2nd, at Omaha (2/16/19)
Highest FG Pct.	.750 (12-16)	4th, vs North Dakota State (3/2/19)
Lowest FG Pct.	.000 (0-12)	1st, at Milwaukee (12/1/18)
3-Pt FG Made	4 (3x)	MR - 3rd, at Western Illinois (1/9/19)
3-Pt FG Att.	9 (2x)	MR - 4th, at Western Illinois (1/19/19)
3-Pt FG Pct. (2 made)	1.000 (3-3) (2x)	MR - 4th, vs North Dakota State (3/2/19)
FT Made	11	4th, at North Dakota (12/30/18)
FT Att.	14	4th, vs Eastern Michigan (12/8/18)
FT Pct (6 made)	1.000 (8-8)	3rd, vs North Dakota (2/28/19)
Rebounds	18	3rd, at Western Illinois (1/19/18)
Offensive Rebounds	9 (2x)	MR - 4th, at Western Illinois (1/19/19)
Defensive Rebounds	11 (2x)	MR - 1st, vs Oral Roberts (1/9/19)
Fouls	10 (3x)	MR - 4th, vs Denver (1/26/19)
Assists	6 (5x)	MR - 4th, vs North Dakota State (3/2/19)
Turnovers	13	1st, at Eastern Illinois (11/15/18)
Blocked Shots	6	1st, vs Oral Roberts (1/9/19)
Steals	7	4th, vs IU Kokomo (11/6/18)

OPPONENT INDIVIDUAL QUARTER HIGHS

Points	17	Mariah Murdie, 4th, vs Omaha (1/24/19)
FG Made	6	Mariah Murdie, 4th, vs Omaha (1/24/19)
FG Att.	9	Mariah Murdie, 4th, vs Omaha (1/24/19)
3-Pt FG Made	4	Janae Gonzales, 1st, at Loyola-Chicago (11/29/18)
3-P FG Att.	5	Courtne Lewis, 1st, vs Eastern Michigan (12/8/18)
FT Made	6	Claire Killian, 4th, at Omaha (2/16/19)
FT Att.	8	Emily Dietz, 4th, at North Dakota State (12/28/18)
Rebounds	7	Mariah Murdie, 2nd, at Omaha (2/16/19)
Offensive Rebounds	3 (7x)	MR - Grace White, 1st, vs Denver (1/26/19)
Defensive Rebounds	6	Taylor Higginbotham, 2nd, vs Western Illinois (2/6/19)
Fouls	4	Claire Gritt, 4th, vs Denver (1/26/19)
Assists	5 (2x)	MR - Macy Miller, 1st, at South Dakota State (2/20/19)
Blocked Shots	3 (3x)	MR - Mariah Murdie, 2nd, at Omaha (2/16/19)
Steals	3 (3x)	MR - Taylor Frederick, 2nd, vs South Dakota (2/2/19)

OPPONENT TEAM QUARTER HIGHS

Points	31 (2x)	MR - vs Western Illinois (2/6/19)
1st Quarter Points	26 (2x)	MR - at Oral Roberts (1/30/19)
2nd Quarter Points	31	at North Dakota (12/30/18)
3rd Quarter Points	26	vs South Dakota State (1/3/19)
4th Quarter Points	31	vs Western Illinois (2/6/19)
Fewest Points (Non-OT)	4	2nd, vs Omaha (1/24/19)
FG Made	12	2nd, at North Dakota (12/30/18)
FG Att.	23	2nd, at Eastern Illinois (11/15/18)
Highest FG Pct.	.857 (6-7)	4th, at Milwaukee (12/1/18)
Lowest FG Pct.	.091 (1-11)	2nd, vs Omaha (1/24/19)
3-Pt FG Made	5 (4x)	MR - 4th, at Denver (2/13/19)
3-Pt FG Att.	10 (3x)	MR - 1st, at Denver (2/13/19)
3-Pt FG Pct. (2 made)	.833 (5-6) (2x)	MR - 4th, at Denver (2/13/19)
FT Made	12	4th, at North Dakota State (12/28/18)
FT Att.	18	4th, at North Dakota State (12/30/18)
FT Pct (6 made)	1.000 (10-10)	4th, vs Eastern Michigan (12/8/18)
Rebounds	18	1st, at South Dakota State (2/20/19)
Offensive Rebounds	8 (3x)	MR - 1st, at South Dakota State (2/20/19)
Defensive Rebounds	11	3rd, at Milwaukee (12/1/18)
Fouls	12	4th, vs Denver (1/26/19)
Assists	9 (2x)	MR - 1st, at South Dakota State (2/20/19)
Turnovers	9	1st, vs Denver (1/26/19)
Blocked Shots	4 (2x)	MR - 2nd, at Omaha (2/16/19)
Steals	8	4th, vs Denver (1/26/19)

PURDUE FORT WAYNE INDIVIDUAL RECORDS

Points	
GAME.....	43, Lindy Jones at St. Joseph's (1/27/96)
SEASON.....	43, Amanda Hyde at Southern Illinois (11/29/12)
CAREER.....	752, Lisa Miller (1991-92)
	2358, Lisa Miller (1988-92)

Scoring Average

SEASON.....	26.0, Lindy Jones (1995-96)
CAREER.....	21.2, Lisa Miller (1988-92)

Field Goals Made

GAME.....	18, Lindy Jones at St. Joseph's (1/27/96)
SEASON.....	243, Lisa Miller (1991-92)
CAREER.....	808, Lisa Miller (1988-92)

Field Goals Attempted

GAME.....	30, Lindy Jones at St. Joseph's (1/27/96)
SEASON.....	537, Johnna Lewis-Carlisle (2007-08)
CAREER.....	1658, Johnna Lewis-Carlisle (2004-08)

Field Goal Percentage (min. 10 att.)

GAME.....	.909 (10-of-11), Stephanie Rosado at Centenary (12/31/10)
SEASON..	.578 (170-294), Rhonda Unverferth (1984-85)
CAREER.....	.561 (216-385), Amy Neuhouser (1988-90)

3-Point Field Goals Made

GAME.....	9, Jamie Holderman vs SIUE (2/1/01)
SEASON.....	96, Anne Boese (2009-10)
CAREER.....	301, Anne Boese (2008-12)

3-Point Field Goals Attempted

GAME.....	17, Anne Boese at Oral Roberts (12/29/10)
SEASON.....	17, Jordan Zuppe vs Toledo (11/29/08)
CAREER.....	17, Jamie Holderman at Missouri-St. Louis (2/15/01)
SEASON.....	236, Amy Gearlds, (2003-04)
CAREER.....	768, Anne Boese, (2008-12)

3-Point Field Goal Percentage (min. 5 att.)

GAME.....	1.000 (6-of-6), Hilary O'Connell vs UMBC (12/20/05)
SEASON.....	.461 (41-89), Trish Fleming (2000-01)
CAREER.....	.413 (229-555), Haley Seibert (2011-15)

Free Throws Made

GAME.....	22, Ashley Johnson vs North Dakota State (2/26/06)
SEASON.....	266, Lisa Miller, (1991-92)
CAREER.....	741, Lisa Miller, (1988-92)

Free Throw Attempts

GAME.....	24, Lisa Miller at Wayne State (11/16/90)
SEASON.....	336, Lisa Miller, (1991-92)
CAREER.....	922, Lisa Miller, (1988-92)

Free Throw Percentage (min. 9 att.)

GAME...	1.000 (14-of-14) Haley Seibert vs NKU (12/6/14)
SEASON.....	1.000 (14-of-14) Amanda Hyde vs Indiana (11/12/13)
CAREER.....	1.000 (14-of-14) Amanda Hyde vs Purdue (12/6/12)
SEASON.....	1.000 (14-of-14) Lisa Miller vs St. Joseph's (1/2/92)
CAREER.....	1.000 (14-of-14) Lisa Miller vs Tri-State (12/3/88)
SEASON.....	.914 (127-139), Haley Seibert (2014-15)
CAREER.....	.868 (315-363), Haley Seibert (2011-15)

Rebounds

GAME.....	23, Vereba Bibbs vs UALR (11/28/03)
SEASON.....	280, Pam Edwards, (1991-92)
CAREER.....	937, Lisa Miller, (1988-92)

Rebound Average

SEASON.....	10.9, Ann McCleneghen (1979-80)
CAREER.....	8.4, Lisa Miller (1988-92)

Assists

GAME...	15, Wendy Recker vs Southern Indiana (1/28/95)
SEASON.....	197, Wendy Recker, (1994-95)
CAREER.....	419, Wendy Recker, (1993-96)

Assists Average

SEASON.....	7.3, Wendy Recker (1994-95)
CAREER.....	5.1, Wendy Recker (1993-96)

Blocks

GAME.....	8, Stephanie Rosado Indiana Tech (11/23/10)
SEASON.....	47, Stephanie Rosado, (2010-11)
CAREER.....	130, Jennie Newhard, (1992-96)

Blocks Average

SEASON.....	1.6, Jennie Newhard (1993-94)
CAREER.....	1.6, Shalauna McMillan (1996-97)
	1.3, Jennie Newhard (1992-96)

Steals

GAME..	10, Kayla Drake at South Dakota State (1/22/11)
SEASON.....	80, Sue Hendricks, (1980-81)
CAREER.....	249, Lindy Jones, (1992-96)

Steals Average

SEASON.....	3.5, Sue Hendricks (1980-81)
CAREER.....	2.8, Laure Renninger (1982-84)

Games Played

SEASON.....	31, Amanda Hyde (2010-11)
SEASON.....	31, Stephanie Rosado (2010-11)
SEASON.....	31, Erin Murphy (2010-11)
SEASON.....	31, Anne Boese (2010-11)
SEASON.....	31, Jordan Zuppe (2010-11)
CAREER.....	121, Jordan Zuppe (2007-11)

Games Started

SEASON.....	31, Anne Boese (2010-11)
SEASON.....	31, Stephanie Rosado (2010-11)
SEASON.....	31, Jordan Zuppe (2010-11)
CAREER.....	118, Jordan Zuppe (2007-11)



THE LAST TIME PURDUE FORT WAYNE...
IN THE RANKINGS

Was RankedNo. 18, 3/7/1996
Played a Ranked (AP) Teamat No. 23 Michigan, 12/16/2017 (L, 77-45)
Defeated a Ranked (AP) Teamat No. 21 Michigan State, 12/1/2013 (W, 81-76)

CONSECUTIVE GAME STREAKS

Won 5+ Consecutive GamesDec. 31, 2010 - Jan. 24, 2011 (6 straight)
Won 10+ Consecutive GamesNov. 18, 1995 - Jan. 13, 1996 (14 straight)
Lost 5+ Consecutive GamesJan. 30, 2019 - Feb. 28, 2018 (7 straight)
Lost 10+ Consecutive GamesJan. 13, 2018- Mar. 3, 2018 (11 straight)

SCORING

Scored 20-24 pointsSh'Toya Sanders (22), vs. North Dakota State, 3/2/2019
Scored 25-29 pointsJosie Fisher (28), at Western Illinois, 2/4/2016
Scored 30-39 pointsKamilah Carter (30), vs. North Dakota State, 2/27/2016
Scored ≥ 40 pointsAmanda Hyde (41), at SIUE, 11/26/2013
Freshman Scored 25+ pointsJosie Fisher (28), at Western Illinois, 2/4/2016
Came off the bench to score 20Jaelencia Williams (23), vs. Oral Roberts, 1/9/2019
Consecutive 25 point gamesAmanda Hyde (28), vs. Denver, 3/9/2014; (25), at UIC, 3/19/2014
Hit game-winning shot under :30Anna Lappenküper (FG:0.00.0) vs. Quincy, 11/25/2017
Four-point playCourtney Ogle, 2:18, 2nd quarter, at IUPUI, 2/21/2016
Two players scored 20 pointsJosie Fisher (28) and Kamilah Carter (22), at Western Illinois, 2/4/2016
Three players scored 20 pointsvs. Omaha, 3/1/2014
.....Haley Seibert (23), Ariana Simmons (22), Amanda Hyde (20)
None in double figuresat Western Michigan, 12/6/2016
One in double figuresJaelencia Williams (16), vs. South Dakota, 2/2/2019
Two in double figuresJaelencia Williams (23) and Sh'Toya Sanders (12), vs. Oral Roberts, 1/9/2019
Three in double figuresvs. North Dakota State, 3/2/2019
.....Sh'Toya Sanders (22), De'Jour Young (16) and Hannah Albrecht (10)

Four in double figuresat Omaha, 2/16/2019
.....Hannah Albrecht (21), De'Jour Young (10), Kierstyn Repp (10) and Sh'Toya Sanders (10)
Five in double figuresvs. IU Kokomo, 11/6/2018De'Jour Young (22),
.....Sierra Bell (15), Sh'Toya Sanders (13), Kierstyn Repp (13) and Jaelencia Williams (10)
Six in double figuresvs. Loyola-Chicago, 11/12/2017; Hannah Albrecht (16), De'Jour Young (12),
.....KeShyra McCarver (12), Kierstyn Repp (12), Anna Lappenküper (12) and Jaelencia Williams (11)
Scored ≥ 25 points/quarter30, 4th quarter, vs. North Dakota State, 3/2/2019
Scored ≥ 50 points/half50, 2nd half, vs. Eastern Illinois, 12/8/2017
Scored ≥ 100 points101, vs. Indiana Tech, 12/1/2013
Scored ≥ 100 points/road game112, at Indiana-South Bend, 1/9/2002
Scored ≥ 100 points/neutral site106, vs. Western Illinois, 3/10/2013 (@ Souix Falls, S.D.)
Scored < 10 points/quarter9, 3rd quarter, vs. North Dakota State, 3/2/2019
Scored ≤ 20 points/half18, 1st half, vs. Western Illinois, 2/6/2019
Scored ≤ 30 points/half27, 1st half, vs. North Dakota State, 3/2/2019
Scored < 50 points/game49, vs. South Dakota, 2/2/2019
Overcame 10-point deficit to win10, vs. North Dakota State, 31-21 (4:48, 2nd), 2/11/2017
Overcame 15-point deficit to win17, at IUPUI, 40-23 (19:17, 2nd), 12/23/2004
Won by 40 or more points52, vs. Grace, 91-39, 11/16/15

FIELD GOAL SHOOTING

Shot ≥ 60%/quarter750 (12-of-16), 4th quarter, vs. North Dakota State, 3/2/2019
Shot ≥ 70%/quarter750 (12-of-16), 4th quarter, vs. North Dakota State, 3/2/2019
Shot ≥ 60%/half600 (15-of-25), 2nd half, vs. North Dakota State, 3/2/2019
Shot ≥ 70%/half727 (16-of-22), 2nd half, vs. Eastern Illinois, 12/8/2017
Shot ≥ 60%/game708 (34-of-48), vs. Eastern Illinois, 12/8/2017
Shot ≥ 70%/game708 (34-of-48), vs. Eastern Illinois, 12/8/2017
Shot ≤ 20%/quarter182 (2-of-11), 3rd quarter, vs. South Dakota, 2/2/2019
Shot ≤ 20%/half194 (6-of-31), 1st half, at North Dakota State, 12/28/2018
Shot ≤ 30%/quarter286 (4-of-14), 2nd quarter, vs. North Dakota, 2/28/2019
Shot ≤ 30%/half296 (8-of-27), 1st half, vs. North Dakota, 2/28/2019
Shot ≤ 30%/game241 (13-of-54), at Milwaukee, 12/1/2018
Shot ≤ 30%/game and won288 (15-of-52), vs. Oral Roberts, 2/17/2016
Shot ≥ 50%/game and lost532 (25-of-47), at South Dakota State, 2/8/2015

THREE-POINTERS

Made 6Kierstyn Repp (6), at Coastal Carolina, 12/4/2017
Made 7Kierstyn Repp (7), at North Dakota State, 1/20/2018
Made 8Anne Boese (8), vs. Butler, 11/20/2011
Made 9Jamie Holderman (9), vs. SIU-Edwardsville, 2/1/2001
Attempted ≥ 10Kierstyn Repp (12), vs. Western Illinois, 2/6/2019
Attempted ≥ 15Anne Boese (17), at Oral Roberts, 12/29/2010
Purdue Fort Wayne Made ≥ 1516, at Chicago State, 12/4/2014
Purdue Fort Wayne Did not make a three-pointerat Western Michigan, 12/6/2016
Purdue Fort Wayne Attempted ≥ 3031, at Western Illinois, 1/19/2019
Purdue Fort Wayne Attempted ≥ 4448, vs. Bowling Green, 11/19/2004
Purdue Fort Wayne Shot 60% (min. 10 att.)600 (6-of-10), vs. Defiance, 11/12/2016

FREE THROWS

Made 10-of-10 or better10-10, Josie Fisher, vs. North Dakota State, 2/27/2016
Purdue Fort Wayne Shot 90% (min. 10 att.)923 (12-of-13), at Oral Roberts, 1/30/2019
Purdue Fort Wayne Shot ≤ 50%500 (6-of-12), vs. North Dakota State, 3/2/2019
Purdue Fort Wayne Made ≥ 4040 (attempted 48) vs. Southern Indiana, 2/6/1992
Purdue Fort Wayne Made ≤ 5 FTs2 (attempted 3), at Western Illinois, 1/19/2019
Purdue Fort Wayne Attempted ≥ 50 FTs52 (made 42), vs. Northern Kentucky, 12/21/1995
Purdue Fort Wayne Attempted ≤ 5 FTs2 (made 3), at Western Illinois, 1/19/2019

MINUTES PLAYED

Played every minute40, Kierstyn Repp, vs. Eastern Michigan, 12/8/2018
Two or more played every minuteat Loyola-Chicago, 11/29/2018
.....40, Hannah Albrecht and De'Jour Young

REBOUNDS

Had ≥ 10 reboundsSh'Toya Sanders (12) and De'Jour Young (10), at Omaha, 2/16/2019
Two Players Had ≥ 10 reboundsvs. USC Upstate, 11/21/2015
.....Courtney Ogle (10) and De'Jour Young (10)
Three Players Had ≥ 10 reboundsat Saint Joseph's (IN), 2/9/1999
.....Angie Womack (12), Katie Bruening (12), and Laura Douglas (10)
Had ≥ 15 reboundsKeanna Gary (16), at Denver, 1/9/2016
Had ≥ 20 reboundsVerea Bibbs (23), vs. UALR, 11/28/2003
Had 10 rebounds in consecutive gamesSh'Toya Sanders
.....(11), vs. Omaha, 1/24/2019 and (12) vs. Denver, 1/26/2019
Had 10 rebounds in three consecutive gamesKeanna Gary
.....(16) vs. Western Illinois, 1/7/2016; (16), at Denver, 1/9/2016; and (11) vs. South Dakota State, 1/13/2016
Had 10 rebounds in four consecutive gamesKeanna Gary
.....(10), vs. IUPUI, 1/1/2016; (16), vs. Western Illinois, 1/7/2016;
.....(16), at Denver, 1/9/2016; and (11) vs. South Dakota State, 1/13/2016
Had 10 rebounds in five consecutive gamesLisa Miller
.....(13) at Kentucky Wesleyan, 2/18/1989; (10) vs. Northern Kentucky, 2/23/1989;
.....(13) vs. Ashland, 2/25/1989; (16) vs. Wayne State, 2/28/1989; and (12) vs. Taylor, 11/17/1989
Purdue Fort Wayne had ≥ 50 rebounds55, at Western Illinois, 1/19/2019
Purdue Fort Wayne had ≥ 60 rebounds65, vs. Shippensburg, 11/19/1995

DOUBLE-DOUBLES

Last PlayerSh'Toya Sanders (10 pts/12 rbs) and De'Jour Young (10pts/10rbs) at Omaha, 2/16/2019
FreshmanKeShyra McCarver (22 pts/14 rbs), at Illinois, 11/14/2014
Points & Rebounds Sh'Toya Sanders (10 pts/12 rbs) and De'Jour Young (10pts/10rbs) at Omaha, 2/16/2019
Points & AssistsMaggie Bruening (12 pts/10 ast), vs. Morehead State, 1/5/2004
Points & StealsKayla Drake (27 pts/10 stl), at South Dakota State, 1/22/2011
Rebounds & AssistsLindsay Wertz (10 rbs/10 ast), at Quincy, 2/17/2001
Double-double in consecutive gamesKeanna Gary
.....(10 pts/10 rbs), vs. IUPUI, 1/1/2016; (10 pts/16 rbs), vs. Western Illinois, 1/7/2016
Double-double in three consecutive gamesStephanie Rosado
.....(14 pts/10 rbs), vs. Akron, 11/15/2010; (22 pts/12 rbs), at Youngstown State, 11/20/2010;
.....(31 pts/13 rbs), vs. Indiana Tech, 11/23/2010
Double-double in four consecutive gamesSarah Turner
.....(16 pts/11 rbs), vs. Ashland, 1/4/1988; (22 pts/13 rbs), vs. Lewis, 1/9/1988;
.....(15 pts/10 rbs), vs. Huntington 1/16/1988; (17 pts/10 rbs), vs. Kentucky Wesleyan, 1/21/1988
Two players had double-doublesat Omaha, 2/16/2019
.....De'Jour Young (10 pts/10 rbs) and Sh'Toya Sanders (10 pts/12 rbs)
Three players had double-doublesvs. Taylor, 11/17/1989 (@ Huntington, Ind.)
.....Lisa Miller (20 pts/12 rbs), Robin Scott (14 pts/10 rbs), and Pam Edwards (11 pts/11 rbs)
30 points and 10 reboundsAmanda Hyde (35 pts/10 rbs), at North Dakota State, 1/9/2014
20 points and 15 reboundsJaelencia Williams (23 pts/15 rbs), vs. Oral Roberts, 1/9/2019
30 points and 15 reboundsPam Edwards (31 pts/18 rbs), vs. Ashland, 1/25/1992

ASSISTS

Had ≥ 8 assistsSierra Bell (9), vs. Oral Roberts, 1/9/2019
Had ≥ 9 assistsSierra Bell (9), vs. Oral Roberts, 1/9/2019
Had ≥ 10 assistsJordan Zuppe (11), vs. Oral Roberts, 1/29/2011
Had ≥ 15 assistsWendy Recker (15), vs. Southern Indiana, 1/28/1995
Had 10 assists in consecutive gamesMaggie Bruening
.....(10), vs. Morehead State, 1/5/2004; (10), vs. Air Force, 1/7/2004
Purdue Fort Wayne had 20-24 assists20, vs. Kent State, 11/19/2015
Purdue Fort Wayne had 25-29 assists28, vs. Kalamazoo, 12/2/2005
Purdue Fort Wayne had ≥ 30 assists31, vs. Southern Indiana, 2/7/1991
Purdue Fort Wayne had ≤ 5 assists5, vs. South Dakota State, 2/24/2018

BLOCKED SHOTS

Blocked 5-6 shotsSh'Toya Sanders (5), at Western Illinois, 1/19/2019
Blocked ≥ 7 shotsJaelencia Williams (7), vs. Denver, 1/26/2019
Purdue Fort Wayne blocked ≥ 10 shots10, vs. Oral Roberts, 1/9/2019

STEALS

Had 5 stealsRachel Rinehart vs. Western Illinois, 12/28/2016
Had 6 stealsDe'Jour Young vs. Western Illinois, 2/6/2019
Had 7 stealsSierra Bell vs. North Dakota State, 3/2/2019
Had ≥ 8 stealsSierra Bell (8), vs. IU Kokomo, 11/6/2018
Two Players Had ≥ 5 stealsat Milwaukee, 12/28/2015
.....Rachel Rinehart (6) and Josie Fisher (5)
Had 5 steals in consecutive gamesKayla Drake
.....(10), at South Dakota State, 1/22/2011; (6), at North Dakota State, 1/24/2015
Purdue Fort Wayne had ≥ 20 steals21, at Milwaukee, 12/28/2015

TURNOVERS

Committed ≥ 20 turnovers24, at Denver, 2/13/2019
Committed ≥ 25 turnovers26, at Eastern Illinois, 11/15/2018
Committed ≤ 5 turnovers5, at Western Illinois, 2/4/2016
Committed < 10 turnovers9, vs. North Dakota State, 3/2/2019

OVERTIME

Played an OT gameat Coastal Carolina (L, 64-58), 12/4/2017
Played multiple overtimesat North Dakota State (W, 98-89, 2ot), 1/9/2014
Won an OT gameat North Dakota State (W, 98-89, 2ot), 1/9/2014
Won in multiple overtimesat North Dakota State (W, 98-89, 2ot), 1/9/2014
Won an OT game at homevs. UMKC (W, 82-76), 12/3/2011
Won an OT game at neutral sitevs. Western Illinois (W, 106-101, 2ot), 3/10/2013
Won an OT game on the roadat North Dakota State (W, 98-89, 2ot), 1/9/2014
Lost an OT gameat Coastal Carolina (L, 64-58), 12/4/2017
Lost in multiple overtimesat Hampton (L, 78-77, 2ot), 12/19/2010
Lost an OT game at homevs. Detroit (L, 81-74), 12/2/2014
Lost an OT game on the roadat Coastal Carolina (L, 64-58), 12/4/2017





00

JAELENCIA
WILLIAMS

Sophomore | 6-2
Indianapolis, Ind.
Southport

CENTER

SEASON HIGH	CATEGORY	CAREER HIGH
30, vs. Eastern Michigan, 12/8/2018.....	Minutes.....	30, vs. Eastern Michigan, 12/8/2018
23, vs. Oral Roberts, 1/9/2019	Points.....	23, vs. Oral Roberts, 1/9/2019
15, vs. Oral Roberts, 1/9/2019	Rebounds.....	15, vs. Oral Roberts, 1/9/2019
3, at Milwaukee, 12/1/2018.....	Assists	3, two times
1, four times.....	Steals	2, at Belmont, 12/16/2017
7, vs. Denver, 1/26/2019.....	Blocks.....	7, vs. Denver, 1/26/2019
9, vs. Oral Roberts, 1/9/2019.....	FG Made	9, vs. Oral Roberts, 1/9/2019
14, two times.....	FG Attempts	14, three times
.....	3-PT Made	1, two times
1, vs. North Dakota, 2/28/2019.....	3-PT Attempts	1, four times
9, vs. Eastern Michigan, 12/8/2018.....	FT Made	9, vs. Eastern Michigan, 12/8/2018
12, vs. Eastern Michigan, 12/8/2018..	FT Attempts ..	12, vs. Eastern Michigan, 12/8/2018

CAREER NOTES

- Majoring in Visual Communication Design

PRIOR TO FORT WAYNE

- Led her team in scoring with 15.7 points, 9.3 rebounds and 1.9 blocks per game
- Was an All-Conference Indiana First-Team selection
- Named to the Indiana Basketball Coaches Association Large School All-State Team

ABOUT INDIANAPOLIS, INDIANA

- Is the capital and largest city of the state of Indiana, founded in 1821
- Home of the NFL's Indianapolis Colts and NBA's Indiana Pacers
- The long list of notable people from greater Indianapolis include: Jane Pauley, Brendan Fraser, Steve McQueen, Gordon Hayward, Oscar Robertson, John Wooden and David Letterman

ABOUT SOUTHPORT HIGH SCHOOL

- Nickname is the Cardinals
- Notable alumni include former ABA and Naismith Memorial Basketball Hall of Famer Louie Dampier, former MLB player Chuck Klein, soap opera star Terry Lester, and current outfielder for the Philadelphia Phillies Cameron Perkins

CAREER VS. SOUTH DAKOTA STATE

Season	gp-gs	min/avg	Total		pct	3-Point		pct	F-Throws		Rebounds				Scoring							
			fg-fga			fg-fga			ft-fga		pct	off	def	tot	avg	pf	fo	ast	to	blk	stl	pts
2017-18	2-1	43/21.5	9-18	.500		1-1	1.000		8-13	.615	6	6	12	6.0	7	0	1	3	2	1	27	13.5
2018-19	2-1	32/16.0	5-11	.455		0-0	.000		2-6	.333	4	8	12	6.0	7	0	0	4	3	0	12	6.0
TOTAL	4-2	75/18.8	14-29	.483		1-1	1.000		10-19	.526	10	14	24	6.0	14	0	1	7	5	1	39	9.8

SINGLE-GAME HIGHS [all-time ranking]:
Points: 14, South Dakota State -- 02/24/18
Rebounds: 7, South Dakota State -- 01/03/19
Assists: 1, at South Dakota State -- 01/27/18
Steals: 1, South Dakota State -- 02/24/18
Blocks: 3, at South Dakota State -- 02/20/19
FG made: 5, South Dakota State -- 02/24/18

FG attempts: 10, at South Dakota State -- 01/27/18
3FG made: 1, at South Dakota State -- 01/27/18
3FG attempts: 1, at South Dakota State -- 01/27/18
FT made: 4, at South Dakota State -- 01/27/18; South Dakota State -- 02/24/18
FT attempts: 8, at South Dakota State -- 01/27/18

SEASON STATS

Opponent	Date	gs	min	Total		pct	3-Pointers		pct	Free throws			Rebounds				pf	a	t/o	blk	stl	pts	avg
				fg-fga			3fg-fga			ft-fga		pct	off	def	tot	avg							
IU KOKOMO	11/06/18		15	5-8		.625	0-0		.000	0-3		.000	1	3	4	4.0	1	0	2	1	0	10	10.0
at Western Michigan	11/08/18		12	3-8		.375	0-0		.000	3-4		.750	2	1	3	3.5	2	0	2	0	1	9	9.5
TAYLOR (IN)	11/12/18		23	5-5		1.000	0-0		.000	2-4		.500	4	1	5	4.0	2	0	1	3	0	12	10.3
at Eastern Illinois	11/15/18		16	3-4		.750	0-0		.000	1-3		.333	1	6	7	4.8	2	0	3	2	0	7	9.5
at Purdue	11/18/18	*	20	2-4		.500	0-0		.000	1-6		.167	0	2	2	4.2	4	0	2	1	0	5	8.6
at Evansville	11/20/18		16	2-4		.500	0-0		.000	3-8		.375	2	1	3	4.0	1	0	1	1	0	7	8.3
SIUE	11/24/18		15	2-3		.667	0-0		.000	4-5		.800	0	1	1	3.6	3	0	0	1	0	8	8.3
at Loyola-Chicago	11/29/18	*	9	2-4		.500	0-0		.000	0-0		.000	0	2	2	3.4	2	0	2	0	0	4	7.8
at Milwaukee	12/01/18		28	2-10		.200	0-0		.000	4-8		.500	4	4	8	3.9	4	3	4	2	1	8	7.8
EASTERN MICHIGAN	12/08/18	*	30	6-12		.500	0-0		.000	9-12		.750	3	3	6	4.1	3	1	1	0	0	21	9.1
GOSHEN	12/16/18	*	24	5-8		.625	0-0		.000	3-4		.750	3	6	9	4.5	3	1	7	5	0	13	9.5
VALPARAISO	12/19/18	*	26	6-6		1.000	0-0		.000	3-7		.429	7	1	8	4.8	4	0	1	0	1	15	9.9
at North Dakota State	12/28/18	*	11	0-5		.000	0-0		.000	0-0		.000	1	3	4	4.8	2	0	0	0	0	0	9.2
at North Dakota	12/30/18		16	5-9		.556	0-0		.000	0-0		.000	2	3	5	4.8	1	0	1	1	0	10	9.2
SOUTH DAKOTA STATE	01/03/19		16	3-5		.600	0-0		.000	0-2		.000	2	5	7	4.9	4	0	3	0	0	6	9.0
ORAL ROBERTS	01/09/19		27	9-14		.643	0-0		.000	5-8		.625	4	11	15	5.6	4	2	6	4	0	23	9.9
at South Dakota	01/12/19		15	2-4		.500	0-0		.000	0-3		.000	1	4	5	5.5	4	0	1	1	0	4	9.5
at Western Illinois	01/19/19		13	4-7		.571	0-0		.000	1-1		1.000	5	0	5	5.5	1	0	0	0	0	9	9.5
OMAHA	01/24/19		18	4-7		.571	0-0		.000	1-2		.500	1	4	5	5.5	3	0	1	0	0	9	9.5
DENVER	01/26/19		17	2-7		.286	0-0		.000	0-0		.000	0	4	4	5.4	3	1	2	7	1	4	9.2
at Oral Roberts	01/30/19		24	3-6		.500	0-0		.000	6-6		1.000	1	4	5	5.4	3	0	1	1	0	12	9.3
SOUTH DAKOTA	02/02/19		29	5-14		.357	0-2		.000	6-8		.750	3	3	6	5.4	1	0	0	2	0	16	9.6
WESTERN ILLINOIS	02/06/19		10	1-5		.200	0-0		.000	0-2		.000	3	0	3	5.3	3	0	2	1	0	2	9.3
at Denver	02/13/19		16	1-3		.333	0-0		.000	2-4		.500	1	3	4	5.3	3	0	3	1	0	4	9.1
at Omaha	02/16/19		10	2-6		.333	0-0		.000	0-0		.000	1	0	1	5.1	3	0	2	1	0	4	8.9
at South Dakota State	02/20/19	*	16	2-6		.333	0-0		.000	2-4		.500	2	3	5	5.1	3	0	1	3	0	6	8.8
NORTH DAKOTA	02/28/19		25	5-13		.385	0-1		.000	8-8		1.000	2	4	6	5.1	3	0	0	3	1	18	9.1
NORTH DAKOTA STATE	03/02/19		24	4-9		.444	0-0		.000	1-1		1.000	3	2	5	5.1	4	0	2	2	0	9	9.1
Totals		7	521	95-196		.485	0-3		.000	65-113		.575	59	84	143	5.1	76	8	51	43	5	255	9.1

Games played: 28
Minutes/game: 18.6
Points/game: 9.1
FG Pct: 48.5
3FG Pct: 0.0
FT Pct: 57.5

Rebounds/game: 5.1
Assists/game: 0.3
Turnovers/game: 1.8
Assist/turnover ratio: 0.2
Steals/game: 0.2
Blocks/game: 1.5

CAREER STATS

			Total		3-Point		F-Throws		Rebounds											Scoring	
Season	gp-gs	min/avg	fg-fga	pct	fg-fga	pct	ft-fga	pct	off	def	tot	avg	pf	fo	ast	to	blk	stl	pts	avg	
2017-18	28-15	518/18.5	91-190	.479	2-3	.667	45-66	.682	60	77	137	4.9	48	0	10	44	26	7	229	8.2	
2018-19	28-7	521/18.6	95-196	.485	0-3	.000	65-113	.575	59	84	143	5.1	76	0	8	51	43	5	255	9.1	
TOTAL	56-22	1039/18.6	186-386	.482	2-6	.333	110-179	.615	119	161	280	5.0	124	0	18	95	69	12	484	8.6	



3

SIERRA BELL

Junior | 5-7

Danville, Ill.

Schlarman Academy

Northeast Community College

GUARD

SEASON HIGH	CATEGORY	CAREER HIGH
30, vs. Oral Roberts, 1/9/2019	Minutes	30, vs. Oral Roberts, 1/9/2019
15, vs. IU Kokomo, 11/6/2018	Points	15, vs. IU Kokomo, 11/6/2018
8, vs. IU Kokomo, 11/6/2018	Rebounds	8, vs. IU Kokomo, 11/6/2018
9, vs. Oral Roberts, 1/9/2019	Assists	9, vs. Oral Roberts, 1/9/2019
8, vs. IU Kokomo, 11/6/2018	Steals	8, vs. IU Kokomo, 11/6/2018
1, two times	Blocks	1, two times
5, vs. IU Kokomo, 11/6/2018	FG Made	5, vs. IU Kokomo, 11/6/2018
10, at Western Michigan, 11/8/2018	FG Attempts	10, at Western Michigan, 11/8/2018
2, two times	3-PT Made	2, two times
6, vs. South Dakota, 2/2/2019	3-PT Attempts	6, vs. South Dakota, 2/2/2019
7, two times	FT Made	7, two times
10, vs. South Dakota State, 1/3/2019	FT Attempts	10, vs. South Dakota State, 1/3/2019

CAREER NOTES

- Transferred in for the 2018-19 season
- Majoring in Criminal Justice

PRIOR TO FORT WAYNE

- Played at Northeast Community College in Norfolk, Nebraska for two seasons
- In 2017-18, led the team in assists (3.3 per game) and steals (1.9 per game). Averaged 10.7 points per game
- Named to the Iowa Community College Athletic Conference's (ICCAC) 2017-18 Division I All-Region First Team

CAREER VS. SOUTH DAKOTA STATE

Season	gp-gs	min/avg	Total fg-fga	pct	3-Point fg-fga	pct	F-Throws ft-fga	pct	Rebounds off	def	tot	avg	pf	fo	ast	to	blk	stl	Scoring pts	avg
2018-19	1-0	25/25.0	2-3	.667	0-1	.000	7-10	.700	1	1	2	2.0	4	0	3	2	0	0	11	11.0
TOTAL	1-0	25/25.0	2-3	.667	0-1	.000	7-10	.700	1	1	2	2.0	4	0	3	2	0	0	11	11.0

SINGLE-GAME HIGHS [all-time ranking]:
Points: 11, South Dakota State -- 01/03/19
Rebounds: 2, South Dakota State -- 01/03/19
Assists: 3, South Dakota State -- 01/03/19
FG made: 2, South Dakota State -- 01/03/19
FG attempts: 3, South Dakota State -- 01/03/19
3FG attempts: 1, South Dakota State -- 01/03/19
FT made: 7, South Dakota State -- 01/03/19
FT attempts: 10, South Dakota State -- 01/03/19

SEASON STATS

Opponent	Date	Total				3-Pointers		Free throws		Rebounds			pf	a	t/o	blk	stl	pts	avg	
		gs	min	fg-fga	pct	3fg-fga	pct	ft-fga	pct	off	def	tot								avg
IU KOKOMO	11/06/18	22	5-8	.625	1-1	1.000	4-4	1.000	3	5	8	8.0	3	5	6	0	8	15	15.0	
at Western Michigan	11/08/18	21	4-10	.400	0-2	.000	0-0	.000	0	5	5	6.5	3	3	1	0	2	8	11.5	
TAYLOR (IN)	11/12/18	13	1-8	.125	0-3	.000	2-2	1.000	0	2	2	5.0	4	2	1	0	1	4	9.0	
at Eastern Illinois	11/15/18	13	3-5	.600	2-3	.667	0-0	.000	1	1	2	4.3	2	1	2	0	0	8	8.8	
at Purdue	11/18/18	13	0-3	.000	0-1	.000	1-2	.500	0	0	0	3.4	2	1	1	0	0	1	7.2	
at Evansville	11/20/18	6	0-0	.000	0-0	.000	0-0	.000	0	2	2	3.2	0	0	1	1	0	0	6.0	
SIUE	11/24/18	16	2-5	.400	0-1	.000	4-5	.800	1	4	5	3.4	2	3	2	0	0	8	6.3	
at Loyola-Chicago	11/29/18	18	3-9	.333	0-0	.000	1-3	.333	1	0	1	3.1	4	3	2	1	2	7	6.4	
at Milwaukee	12/01/18	dnp	-	-	-	-	-	-	-	-	-	-	-	-	-	-	-	-	-	
EASTERN MICHIGAN	12/08/18	dnp	-	-	-	-	-	-	-	-	-	-	-	-	-	-	-	-	-	
GOSHEN	12/16/18	dnp	-	-	-	-	-	-	-	-	-	-	-	-	-	-	-	-	-	
VALPARAISO	12/19/18	dnp	-	-	-	-	-	-	-	-	-	-	-	-	-	-	-	-	-	
at North Dakota State	12/28/18	11	1-5	.200	0-0	.000	0-0	.000	0	3	3	3.1	2	0	2	0	0	2	5.9	
at North Dakota	12/30/18	8	1-5	.200	0-1	.000	4-4	1.000	0	1	1	2.9	2	1	3	0	1	6	5.9	
SOUTH DAKOTA STATE	01/03/19	25	2-3	.667	0-1	.000	7-10	.700	1	1	2	2.8	4	3	2	0	0	11	6.4	
ORAL ROBERTS	01/09/19	30	1-6	.167	0-1	.000	7-7	1.000	2	3	5	3.0	5	9	4	0	0	9	6.6	
at South Dakota	01/12/19	27	4-5	.800	1-1	1.000	0-0	.000	0	4	4	3.1	2	3	3	0	1	9	6.8	
at Western Illinois	01/19/19	15	0-5	.000	0-2	.000	0-0	.000	3	2	5	3.2	0	2	1	0	0	0	6.3	
OMAHA	01/24/19	12	1-5	.200	0-0	.000	5-6	.833	0	0	0	3.0	3	2	2	0	2	7	6.3	
DENVER	01/26/19	17	2-6	.333	0-2	.000	2-2	1.000	1	0	1	2.9	5	3	5	0	1	6	6.3	
at Oral Roberts	01/30/19	18	3-6	.500	1-2	.500	2-2	1.000	0	2	2	2.8	3	0	3	0	0	9	6.5	
SOUTH DAKOTA	02/02/19	25	2-7	.286	2-6	.333	2-2	1.000	0	6	6	3.0	0	6	10	0	0	8	6.6	
WESTERN ILLINOIS	02/06/19	17	1-5	.200	0-2	.000	0-0	.000	1	0	1	2.9	5	2	1	0	1	2	6.3	
at Denver	02/13/19	14	1-1	1.000	0-0	.000	0-0	.000	0	2	2	2.9	2	3	5	0	0	2	6.1	
at Omaha	02/16/19	13	1-6	.167	1-3	.333	0-0	.000	0	2	2	2.8	3	1	2	0	0	3	6.0	
at South Dakota State	02/20/19	dnp	-	-	-	-	-	-	-	-	-	-	-	-	-	-	-	-	-	
NORTH DAKOTA	02/28/19	dnp	-	-	-	-	-	-	-	-	-	-	-	-	-	-	-	-	-	
NORTH DAKOTA STATE	03/02/19	dnp	-	-	-	-	-	-	-	-	-	-	-	-	-	-	-	-	-	
Totals		0	354	38-113	.336	8-32	.250	41-49	.837	14	45	59	2.8	56	53	59	2	19	125	6.0

Games played: 21
Minutes/game: 16.9
Points/game: 6.0
FG Pct: 33.6
3FG Pct: 25.0
FT Pct: 83.7

Rebounds/game: 2.8
Assists/game: 2.5
Turnovers/game: 2.8
Assist/turnover ratio: 0.9
Steals/game: 0.9
Blocks/game: 0.1

CAREER STATS

Season	gp-gs	min/avg	Total fg-fga	pct	3-Point fg-fga	pct	F-Throws ft-fga	pct	Rebounds off	def	tot	avg	pf	fo	ast	to	blk	stl	Scoring pts	avg
2018-19	21-0	354/16.9	38-113	.336	8-32	.250	41-49	.837	14	45	59	2.8	56	3	53	59	2	19	125	6.0
TOTAL	21-0	354/16.9	38-113	.336	8-32	.250	41-49	.837	14	45	59	2.8	56	3	53	59	2	19	125	6.0



ELLIE
DYKSTRA

4

Freshman | 6-1
Byron Center Mich.
Byron Center

FORWARD

CAREER NOTES

- Majoring in Business
- Uncle Jeff played football at Western Michigan for four years, other uncle Todd played football for four seasons at Saginaw Valley State, brother Mitchell played baseball at Muskegon Community College.

PRIOR TO FORT WAYNE

- Three-time Class A All-Ottawa-Kent Conference selection
- Three-time All-Area honoree
- Named a Basketball Coaches Association of Michigan Class A Honorable Mention her last two seasons
- Averaged 13.9 points, 6.0 rebounds, 4.4 assists and 3.2 steals her junior year.

CAREER VS. SOUTH DAKOTA STATE

Season	gp-gs	min/avg	Total		3-Point		F-Throws		Rebounds				Scoring					
			fg-fga	pct	fg-fga	pct	ft-fa	pct	off	def	tot	avg	pf	fo	ast	to	blk	stl
2018-19	2-0	23/11.5	2-5	.400	0-0	.000	2-4	.500	1	2	3	1.5	2	0	0	1	0	2
TOTAL	2-0	23/11.5	2-5	.400	0-0	.000	2-4	.500	1	2	3	1.5	2	0	0	1	0	2

SINGLE-GAME HIGHS [all-time ranking]:

Points: 5, at South Dakota State -- 02/20/19

Rebounds: 2, at South Dakota State -- 02/20/19

Steals: 2, South Dakota State -- 01/03/19

FG made: 2, at South Dakota State -- 02/20/19

FG attempts: 3, South Dakota State -- 01/03/19

FT made: 1, South Dakota State -- 01/03/19; at South Dakota State -- 02/20/19

FT attempts: 2, South Dakota State -- 01/03/19; at South Dakota State -- 02/20/19

SEASON STATS

Opponent	Date	gs		Total		3-Pointers		Free throws		Rebounds				pf	a	t/o	blk	stl	pts	avg
		qs	min	fg-fga	pct	3fg-fga	pct	ft-fa	pct	off	def	tot	avg							
IU KOKOMO	11/06/18	17	1-1	1.000	0-0	.000	0-0	.000	.000	2	5	7	7.0	0	0	2	2	0	2	2.0
at Western Michigan	11/08/18	2	0-0	.000	0-0	.000	0-0	.000	.000	0	1	1	4.0	1	1	1	0	0	0	1.0
TAYLOR (IN)	11/12/18	2	0-0	.000	0-0	.000	1-2	.500	1	1	2	3.3	2	0	0	0	0	0	1	1.0
at Eastern Illinois	11/15/18	1	0-0	.000	0-0	.000	0-0	.000	0	0	0	2.5	1	0	1	0	0	0	0	0.8
at Purdue	11/18/18	7	0-1	.000	0-0	.000	0-0	.000	0	0	0	2.0	0	0	0	0	0	1	0	0.6
at Evansville	11/20/18	1	0-0	.000	0-0	.000	0-0	.000	0	0	0	1.7	0	0	0	0	0	0	0	0.5
SIUE	11/24/18	dnp	-	-	-	-	-	-	-	-	-	-	-	-	-	-	-	-	-	-
at Loyola-Chicago	11/29/18	11	1-3	.333	0-0	.000	0-0	.000	.000	0	0	0	1.4	1	0	0	0	0	2	0.7
at Milwaukee	12/01/18	*	5	0-1	.000	0-1	.000	0-0	.000	0	0	0	1.3	1	0	0	0	0	0	0.6
EASTERN MICHIGAN	12/08/18	10	3-4	.750	0-0	.000	0-0	.000	.000	0	1	1	1.2	0	0	0	0	0	6	1.2
GOSHEN	12/16/18	19	2-2	1.000	0-0	.000	0-0	.000	.000	1	1	2	1.3	4	0	0	1	1	4	1.5
VALPARAISO	12/19/18	2	1-1	1.000	0-0	.000	0-0	.000	.000	0	0	0	1.2	2	0	0	0	0	2	1.5
at North Dakota State	12/28/18	6	1-3	.333	0-1	.000	0-0	.000	.000	1	0	1	1.2	0	0	1	0	0	2	1.6
at North Dakota	12/30/18	6	0-0	.000	0-0	.000	0-0	.000	.000	0	0	0	1.1	1	0	0	0	0	0	1.5
SOUTH DAKOTA STATE	01/03/19	11	0-3	.000	0-0	.000	1-2	.500	1	0	1	1.1	2	0	1	0	1	2	1	1.4
ORAL ROBERTS	01/09/19	14	0-2	.000	0-0	.000	0-0	.000	.000	0	1	1	1.1	0	0	1	1	0	0	1.3
at South Dakota	01/12/19	6	0-1	.000	0-0	.000	0-0	.000	.000	1	0	1	1.1	1	0	0	0	0	0	1.3
at Western Illinois	01/19/19	5	0-0	.000	0-0	.000	0-0	.000	.000	1	0	1	1.1	2	0	1	1	0	0	1.2
OMAHA	01/24/19	dnp	-	-	-	-	-	-	-	-	-	-	-	-	-	-	-	-	-	-
DENVER	01/26/19	1	0-0	.000	0-0	.000	0-0	.000	.000	0	0	0	1.0	0	0	0	0	0	0	1.1
at Oral Roberts	01/30/19	dnp	-	-	-	-	-	-	-	-	-	-	-	-	-	-	-	-	-	-
SOUTH DAKOTA	02/02/19	1	0-0	.000	0-0	.000	0-0	.000	.000	0	0	0	0.9	0	0	0	0	0	0	1.1
WESTERN ILLINOIS	02/06/19	4	0-0	.000	0-0	.000	0-0	.000	.000	0	1	1	1.0	0	0	1	0	0	0	1.0
at Denver	02/13/19	5	0-2	.000	0-0	.000	0-0	.000	.000	1	0	1	1.0	1	0	1	1	0	0	1.0
at Omaha	02/16/19	dnp	-	-	-	-	-	-	-	-	-	-	-	-	-	-	-	-	-	-
at South Dakota State	02/20/19	12	2-2	1.000	0-0	.000	1-2	.500	0	2	2	1.0	0	0	0	0	0	0	5	1.1
NORTH DAKOTA	02/28/19	14	0-0	.000	0-0	.000	0-0	.000	0	0	0	1.0	1	1	1	1	0	1	0	1.1
NORTH DAKOTA STATE	03/02/19	6	1-1	1.000	0-0	.000	2-2	1.000	0	0	0	0.9	0	1	1	1	0	0	4	1.2
Totals		1	168	12-27	.444	0-2	.000	5-8	.625	9	13	22	0.9	20	3	12	6	5	29	1.2

Games played: 24
Minutes/game: 7.0
Points/game: 1.2
FG Pct: 44.4
3FG Pct: 0.0
FT Pct: 62.5

Rebounds/game: 0.9
Assists/game: 0.1
Turnovers/game: 0.5
Assist/turnover ratio: 0.3
Steals/game: 0.2
Blocks/game: 0.3

CAREER STATS

Season	gp-gs	min/avg	Total		3-Point		F-Throws		Rebounds				Scoring					
			fg-fga	pct	fg-fga	pct	ft-fa	pct	off	def	tot	avg	pf	fo	ast	to	blk	stl
2018-19	24-1	168/7.0	12-27	.444	0-2	.000	5-8	.625	9	13	22	0.9	20	0	3	12	6	5
TOTAL	24-1	168/7.0	12-27	.444	0-2	.000	5-8	.625	9	13	22	0.9	20	0	3	12	6	5

SEASON HIGH	CATEGORY	CAREER HIGH
19, vs. Goshen, 12/16/2018.....	Minutes.....	19, vs. Goshen, 12/16/2018
6, vs. Eastern Michigan, 12/8/2018.....	Points.....	6, vs. Eastern Michigan, 12/8/2018
7, vs. IU Kokomo, 11/6/2018.....	Rebounds.....	7, vs. IU Kokomo, 11/6/2018
1, three times.....	Assists.....	1, three times
2, vs. South Dakota State, 1/3/2019.....	Steals.....	2, vs. South Dakota State, 1/3/2019
2, vs. IU Kokomo, 11/6/2018.....	Blocks.....	2, vs. IU Kokomo, 11/6/2018
3, vs. Eastern Michigan, 12/8/2018.....	FG Made.....	3, vs. Eastern Michigan, 12/8/2018
4, vs. Eastern Michigan, 12/8/2018.....	FG Attempts.....	4, vs. Eastern Michigan, 12/8/2018
.....	3-PT Made.....
1, at Milwaukee, 12/1/2018.....	3-PT Attempts.....	1, at Milwaukee, 12/1/2018
2, vs. North Dakota State, 3/2/2019.....	FT Made.....	2, vs. North Dakota State, 3/2/2019
2, four times.....	FT Attempts.....	2, four times

ABOUT BYRON CENTER, MICHIGAN

- Population of 5,822
- Located about 14 miles south-southwest of Grand Rapids.

ABOUT BYRON CENTER HIGH SCHOOL

- Nickname is the Bulldogs



5

HANNAH

HESS

R-Sophomore | 5-10

Oregon, Ohio

Clay

GUARD

SEASON HIGH	CATEGORY	CAREER HIGH
37, vs. Taylor, 11/12/2018.....	Minutes.....	37, vs. Taylor, 11/12/2018
16, vs. Taylor, 11/12/2018.....	Points.....	16, vs. Taylor, 11/12/2018
7, three times.....	Rebounds.....	7, three times
7, at Eastern Illinois, 11/15/2018.....	Assists.....	7, at Eastern Illinois, 11/15/2018
3, vs. Taylor, 11/12/2018.....	Steals.....	3, vs. Taylor, 11/12/2018
2, vs. North Dakota State, 3/2/2019.....	Blocks.....	2, vs. North Dakota State, 3/2/2019
6, vs. Taylor, 11/12/2018.....	FG Made.....	6, vs. Taylor, 11/12/2018
11, vs. Taylor, 11/12/2018.....	FG Attempts.....	14, vs. Western Illinois, 12/30/2017
4, vs. Taylor, 11/12/2018.....	3-PT Made.....	4, vs. Taylor, 11/12/2018
8, vs. Taylor, 11/12/2018.....	3-PT Attempts.....	10, vs. Western Illinois, 12/30/2017
3, vs. Eastern Michigan, 12/8/2018.....	FT Made.....	3, two time
3, vs. Eastern Michigan, 12/8/2018.....	FT Attempts.....	3, two times

CAREER NOTES

- Missed the 2016-17 season due to injury, used a reshirt season
- Majoring in Biology

PRIOR TO FORT WAYNE

- Named to the 2015-16 Division I All-Ohio First Team
- Averaged 16.0 points and 4.0 rebounds per game as a senior
- Was a two-time First Team All-Three Rivers Athletic Conference and First Team All-District selection
- Named the District 7 Player of the Year in her final season at Clay

ABOUT OREGON, OHIO

- Population of 20,291 | Motto: "A City of Opportunity"
- Is part of the industrial suburb of Toledo, Ohio
- Home to the Sundance Drive-In, one of the last in the region

ABOUT CLAY HIGH SCHOOL

- Nickname is the Bulldogs
- Notable alumni include NFL Offensive Guard for the Indianapolis Colts Eric Herman, and MLB player A.J. Achter and Chinese Professional Baseball League Jutsin Thomas

CAREER VS. SOUTH DAKOTA STATE

			Total		3-Point		F-Throws		Rebounds											Scoring	
Season	gp-gs	min/avg	fg-fga	pct	fg-fga	pct	ft-fga	pct	off	def	tot	avg	pf	fo	ast	to	blk	stl	pts	avg	
2017-18	2-0	40/20.0	4-9	.444	2-5	.400	0-0	.000	0	7	7	3.5	1	0	0	1	0	3	10	5.0	
2018-19	2-0	32/16.0	2-5	.400	0-2	.000	1-1	1.000	2	2	4	2.0	2	0	1	3	0	1	5	2.5	
TOTAL	4-0	72/18.0	6-14	.429	2-7	.286	1-1	1.000	2	9	11	2.8	3	0	1	4	0	4	15	3.8	

SINGLE-GAME HIGHS [all-time ranking]:

Points: 6, South Dakota State -- 02/24/18

Rebounds: 5, South Dakota State -- 02/24/18

Assists: 1, at South Dakota State -- 02/20/19

Steals: 2, at South Dakota State -- 01/27/18

FG made: 2, at South Dakota State -- 01/27/18; at South Dakota State -- 02/20/19; South Dakota State -- 02/24/18

FG attempts: 5, South Dakota State -- 02/24/18

3FG made: 2, South Dakota State -- 02/24/18

3FG attempts: 4, South Dakota State -- 02/24/18

FT made: 1, at South Dakota State -- 02/20/19

FT attempts: 1, at South Dakota State -- 02/20/19

SEASON STATS

Opponent	Date	gs	min	Total		3-Pointers		Free throws		Rebounds				pf	a	t/o	blk	stl	pts	avg
				fg-fga	pct	3fg-fga	pct	ft-fga	pct	off	def	tot	avg							
IU KOKOMO	11/06/18	13	1-3	.333	0-1	.000	0-0	.000		0	1	1	1.0	3	1	1	0	1	2	2.0
at Western Michigan	11/08/18	22	4-7	.571	1-2	.500	0-0	.000		0	2	2	1.5	1	0	0	0	1	9	5.5
TAYLOR (IN)	11/12/18	37	6-11	.545	4-8	.500	0-0	.000		1	6	7	3.3	2	3	3	1	3	16	9.0
at Eastern Illinois	11/15/18	31	3-6	.500	2-5	.400	0-0	.000		0	2	2	3.0	2	7	2	1	0	8	8.8
at Purdue	11/18/18	25	3-8	.375	3-7	.429	0-0	.000		0	1	1	2.6	2	2	2	0	2	9	8.8
at Evansville	11/20/18	13	1-2	.500	0-1	.000	0-0	.000		0	3	3	2.7	0	1	0	0	1	2	7.7
SIUE	11/24/18	14	1-5	.200	1-3	.333	0-0	.000		0	3	3	2.7	2	0	2	0	0	3	7.0
at Loyola-Chicago	11/29/18	25	1-4	.250	1-4	.250	0-0	.000		0	1	1	2.5	2	2	1	0	0	3	6.5
at Milwaukee	12/01/18	29	1-5	.200	1-3	.333	2-2	1.000		1	6	7	3.0	4	2	1	0	0	5	6.3
EASTERN MICHIGAN	12/08/18	29	4-6	.667	0-1	.000	3-3	1.000		0	4	4	3.1	1	1	2	0	1	11	6.8
GOSHEN	12/16/18	16	4-7	.571	1-3	.333	0-0	.000		0	2	2	3.0	2	0	1	0	2	9	7.0
VALPARAISO	12/19/18	17	0-4	.000	0-3	.000	1-2	.500		0	2	2	2.9	3	1	2	0	0	1	6.5
at North Dakota State	12/28/18	24	2-6	.333	0-3	.000	0-0	.000		1	1	2	2.8	2	1	1	0	0	4	6.3
at North Dakota	12/30/18	13	0-3	.000	0-2	.000	2-2	1.000		0	2	2	2.8	0	2	3	0	1	2	6.0
SOUTH DAKOTA STATE	01/03/19	7	0-1	.000	0-1	.000	0-0	.000		1	0	1	2.7	0	0	2	0	0	0	5.6
ORAL ROBERTS	01/09/19	dnp	-	-	-	-	-	-		-	-	-	-	-	-	-	-	-	-	-
at South Dakota	01/12/19	1	0-0	.000	0-0	.000	0-0	.000		0	0	0	2.5	0	0	0	0	0	0	5.3
at Western Illinois	01/19/19	17	4-9	.444	3-5	.600	0-0	.000		3	4	7	2.8	3	0	1	0	1	11	5.6
OMAHA	01/24/19	26	1-5	.200	0-2	.000	0-0	.000		2	2	4	2.8	0	0	1	0	0	2	5.4
DENVER	01/26/19	24	1-3	.333	1-2	.500	2-2	1.000		0	3	3	2.8	2	0	2	0	0	5	5.4
at Oral Roberts	01/30/19	25	0-3	.000	0-3	.000	2-2	1.000		1	2	3	2.9	0	0	0	0	0	2	5.2
SOUTH DAKOTA	02/02/19	10	0-1	.000	0-0	.000	0-0	.000		0	0	0	2.7	0	0	2	0	0	0	5.0
WESTERN ILLINOIS	02/06/19	17	0-4	.000	0-4	.000	0-0	.000		1	1	2	2.7	2	1	1	0	1	0	4.7
at Denver	02/13/19	dnp	-	-	-	-	-	-		-	-	-	-	-	-	-	-	-	-	-
at Omaha	02/16/19	10	0-1	.000	0-0	.000	0-0	.000		0	1	1	2.6	0	1	0	0	0	0	4.5
at South Dakota State	02/20/19	25	2-4	.500	0-1	.000	1-1	1.000		1	2	3	2.6	2	1	1	0	1	5	4.5
NORTH DAKOTA	02/28/19	21	1-2	.500	0-0	.000	0-0	.000		1	1	2	2.6	1	1	1	0	0	2	4.4
NORTH DAKOTA STATE	03/02/19	17	1-2	.500	1-2	.500	0-0	.000		0	2	2	2.6	1	1	0	2	0	3	4.4
Totals		3	508	41-112	.366	19-66	.288	13-14	.929	13	54	67	2.6	37	28	32	4	15	114	4.4

Games played: 26

Minutes/game: 19.5

Points/game: 4.4

FG Pct: 36.6

3FG Pct: 28.8

FT Pct: 92.9

Rebounds/game: 2.6

Assists/game: 1.1

Turnovers/game: 1.2

Assist/turnover ratio: 0.9

Steals/game: 0.6

Blocks/game: 0.2

CAREER STATS

			Total		3-Point		F-Throws		Rebounds											Scoring	
Season	gp-gs	min/avg	fg-fga	pct	fg-fga	pct	ft-fga	pct	off	def	tot	avg	pf	fo	ast	to	blk	stl	pts	avg	
2017-18	27-2	364/13.5	34-113	.301	21-78	.269	8-9	.889	5	28	33	1.2	18	0	15	25	2	10	97	3.6	
2018-19	26-3	508/19.5	41-112	.366	19-66	.288	13-14	.929	13	54	67	2.6	37	0	28	32	4	15	114	4.4	
TOTAL	53-5	872/16.5	75-225	.333	40-144	.278	21-23	.913	18	82	100	1.9	55	0	43	57	6	25	211	4.0	



10

HANNAH ALBRECHT

Junior | 5-7

Crown Point, Ind.

Crown Point

Saint Joseph's (IN)

GUARD

CAREER NOTES

- Transferred in for the 2017-18 season
- Majoring in Marketing
- Brothers Spike played at Michigan and Purdue, and Stephen played at Toledo and Brown; father Chuck played at Vincennes and Purdue Calumet; grandfather Charles played briefly at Indiana.

PRIOR TO FORT WAYNE

- Played one season at Saint Joseph's (IN) before it closed in May of 2017
- Named Third Team All-Great Lakes Valley Conference (GLVC)
- Named to the GLVC All-Freshman Team

CAREER VS. SOUTH DAKOTA STATE

			Total		3-Point		F-Throws			Rebounds				Scoring							
Season	gp-gs	min/avg	fg-fga	pct	fg-fga	pct	ft-fga	pct		off	def	tot	avg	pf	fo	ast	to	blk	stl	pts	avg
2017-18	2-2	54/27.0	3-17	.176	2-4	.500	3-4	.750	1	5	6	3.0	1	0	3	1	0	0	0	11	5.5
2018-19	2-2	52/26.0	6-15	.400	1-7	.143	3-3	1.000	0	7	7	3.5	2	0	2	5	0	1	1	16	8.0
TOTAL	4-4	106/26.5	9-32	.281	3-11	.273	6-7	.857	1	12	13	3.3	3	0	5	6	0	1	2	27	6.8

SINGLE-GAME HIGHS [all-time ranking]:

Points: 9, at South Dakota State -- 02/20/19

Rebounds: 5, South Dakota State -- 01/03/19

Assists: 2, at South Dakota State -- 02/20/19; South Dakota State -- 02/24/18

Steals: 1, at South Dakota State -- 02/20/19

FG made: 3, South Dakota State -- 01/03/19; at South Dakota State -- 02/20/19

FG attempts: 11, at South Dakota State -- 02/20/19

3FG made: 1, South Dakota State -- 01/03/19; at South Dakota State -- 01/27/18; South Dakota State -- 02/24/18

3FG attempts: 6, at South Dakota State -- 02/20/19

FT made: 3, at South Dakota State -- 02/20/19

FT attempts: 3, at South Dakota State -- 02/20/19

SEASON STATS

Opponent	Date	gs	min	Total		3-Pointers		Free throws		Rebounds			pf	a	t/o	blk	stl	pts	avg		
				fg-fga	pct	3fg-fga	pct	ft-fga	pct	off	def	tot								avg	
IU KOKOMO	11/06/18	*	28	3-5	.600	0-1	.000	0-0	.000	0	1	1	1.0	1	2	2	0	1	6	6.0	
at Western Michigan	11/08/18	*	17	0-0	.000	0-0	.000	0-0	.000	0	1	1	1.0	2	1	1	0	2	0	3.0	
TAYLOR (IN)	11/12/18	*	35	6-10	.600	2-3	.667	0-0	.000	0	1	1	1.0	1	1	3	0	0	14	6.7	
at Eastern Illinois	11/15/18	*	29	2-8	.250	1-3	.333	1-2	.500	0	2	2	1.3	1	1	4	0	0	6	6.5	
at Purdue	11/18/18	*	22	4-9	.444	2-4	.500	2-2	1.000	0	1	1	1.2	2	0	3	0	0	12	7.6	
at Evansville	11/20/18	*	31	2-7	.286	0-1	.000	1-1	1.000	2	4	6	2.0	3	3	0	0	0	5	7.2	
SIUE	11/24/18	*	36	3-8	.375	0-3	.000	1-2	.500	0	1	1	1.9	2	2	1	0	0	7	7.1	
at Loyola-Chicago	11/29/18	*	40	6-13	.462	3-4	.750	0-0	.000	0	2	2	1.9	1	2	2	0	1	15	8.1	
at Milwaukee	12/01/18	*	39	3-15	.200	1-6	.167	2-2	1.000	0	4	4	2.1	1	2	3	0	0	9	8.2	
EASTERN MICHIGAN	12/08/18	*	17	0-2	.000	0-1	.000	0-0	.000	0	0	0	1.9	5	2	3	0	0	0	7.4	
GOSHEN	12/16/18	*	27	5-10	.500	1-3	.333	0-0	.000	2	0	2	1.9	2	1	1	0	1	11	7.7	
VALPARAISO	12/19/18	*	35	3-8	.375	0-2	.000	0-0	.000	1	2	3	2.0	0	5	1	0	1	6	7.6	
at North Dakota State	12/28/18	*	23	2-6	.333	2-2	1.000	0-0	.000	0	4	4	2.2	4	1	1	0	0	6	7.5	
at North Dakota	12/30/18	*	31	2-9	.222	1-3	.333	4-4	1.000	1	0	1	2.1	4	2	1	0	0	9	7.6	
SOUTH DAKOTA STATE	01/03/19	*	20	3-4	.750	1-1	1.000	0-0	.000	0	5	5	2.3	1	0	3	0	0	7	7.5	
ORAL ROBERTS	01/09/19	*	16	2-3	.667	2-2	1.000	0-0	.000	1	1	2	2.3	1	0	4	0	0	6	7.4	
at South Dakota	01/12/19	*	28	2-5	.400	1-2	.500	0-0	.000	1	1	2	2.2	3	1	3	0	0	5	7.3	
at Western Illinois	01/19/19	*	31	6-13	.462	3-5	.600	1-2	.500	1	3	4	2.3	4	2	3	0	0	16	7.8	
OMAHA	01/24/19	*	39	1-5	.200	1-3	.333	1-2	.500	0	2	2	2.3	2	1	3	0	1	4	7.6	
DENVER	01/26/19	*	40	5-13	.385	0-4	.000	8-10	.800	1	5	6	2.5	1	4	4	0	1	18	8.1	
at Oral Roberts	01/30/19	*	20	1-2	.500	1-1	1.000	0-0	.000	0	1	1	2.4	0	2	2	0	0	3	7.9	
SOUTH DAKOTA	02/02/19	*	22	0-4	.000	0-2	.000	0-0	.000	1	1	2	2.4	1	1	3	0	0	0	7.5	
WESTERN ILLINOIS	02/06/19	*	35	3-11	.273	1-3	.333	5-5	1.000	1	4	5	2.5	4	2	4	0	1	12	7.7	
at Denver	02/13/19	*	34	3-7	.429	0-1	.000	1-2	.500	0	5	5	2.6	1	0	2	0	0	7	7.7	
at Omaha	02/16/19	*	34	8-14	.571	3-6	.500	2-2	1.000	1	1	2	2.6	3	0	2	0	1	21	8.2	
at South Dakota State	02/20/19	*	32	3-11	.273	0-6	.000	3-3	1.000	0	2	2	2.6	1	2	2	0	1	9	8.2	
NORTH DAKOTA	02/28/19	*	33	2-9	.222	0-1	.000	5-6	.833	1	1	2	2.6	1	2	4	0	0	9	8.3	
NORTH DAKOTA STATE	03/02/19	*	37	4-7	.571	2-3	.667	0-0	.000	0	2	2	2.5	1	3	2	0	0	10	8.3	
Totals			27	831	84-218	.385	28-76	.368	37-45	.822	14	57	71	2.5	53	45	67	0	11	233	8.3

Games played: 28

Minutes/game: 29.7

Points/game: 8.3

FG Pct: 38.5

3FG Pct: 36.8

FT Pct: 82.2

Rebounds/game: 2.5

Assists/game: 1.6

Turnovers/game: 2.4

Assist/turnover ratio: 0.7

Steals/game: 0.4

CAREER STATS

	Total				3-Point		F-Throws			Rebounds				Scoring							
Season	gp-gs	min/avg	fg-fga	pct	fg-fga	pct	ft-fga	pct		off	def	tot	avg	pf	fo	ast	to	blk	stl	pts	avg
2016-17*	29-26	301/10.4	95-225	.422	31-92	.337	48-55	.873	10	64	74	2.6	48	1	48	47	5	29	269	9.3	
2017-18	27-26	835/30.9	67-172	.390	23-55	.418	39-47	.830	6	72	78	2.9	47	0	53	56	5	20	196	7.3	
2018-19	28-27	831/29.7	84-218	.385	28-76	.368	37-45	.822	14	57	71	2.5	53	1	45	67	0	11	233	8.3	
TOTAL	55-53	1666/30.3	151-390	.387	51-131	.389	76-92	.826	20	129	149	2.7	100	1	98	123	5	31	429	7.8	
All*	84-79	1967/23.4	246-615	.400	82-223	.368	124-147	.844	30	193	223	2.7	148	2	146	170	10	60	698	8.3	

* include statistics from Saint Joseph's

17 2018-19 PURDUE FORT WAYNE WOMEN'S BASKETBALL GAME NOTES



@MastodonWBB

SEASON HIGH	CATEGORY	CAREER HIGH
40, at Loyola-Chicago, 11/29/2018	Minutes	43, vs. William Jewell, 2/11/2017 *
21, at Omaha, 2/16/2019	Points	23, at Maryville, 1/5/2017 *
6, two times	Rebounds	7, two times *
5, vs. Valparaiso, 12/19/2018	Assists	8, vs. Bellarmine, 1/28/2017 *
2, at Western Michigan, 11/8/2018	Steals	3, six times *
—	Blocks	2, at Truman State, 2/4/2017 *
8, at Omaha, 2/16/2019	FG Made	10, vs. Bellarmine, 1/28/2017 *
15, at Milwaukee, 12/1/2018	FG Attempts	16, vs. Bellarmine, 1/28/2017 *
3, three times	3-PT Made	3, eight times *
6, three times	3-PT Attempts	7, four times *
8, vs. Denver, 1/26/2019	FT Made	8, vs. Denver, 1/26/2019
10, vs. Denver, 1/26/2019	FT Attempts	10, vs. Denver, 1/26/2019

* = Includes while at Saint Joseph's

ABOUT CROWN POINT, INDIANA

- Population of 27,317 | Incorporated 1868 | Nickname: Hub of Lake County
- Some of the more well known residents and former residents of Crown Point include World War I General William G. Hann and billionaire entrepreneur Dean White
- Used as a set location to film for the movie Public Enemies

ABOUT CROWN POINT HIGH SCHOOL

- Nickname is the Bulldogs
- Notable alumni include Indiana Supreme Court justice Geoffrey G. Slaughter, astronaut Jerry L. Ross, and former professional baseball player and now analyst on the MLB network Dan Plesac



12

ANNA LAPPENKÜPER

Junior | 5-9
 Herne, Germany
 Otto Hahn Gymnasium

GUARD

SEASON HIGH	CATEGORY	CAREER HIGH
40, at Western Michigan, 11/8/2018	Minutes	40, three times
20, at Denver, 2/13/2019	Points	20, at Denver, 2/13/2019
5, two times	Rebounds	6, at Illinois, 11/10/2017
7, vs. Goshen, 12/16/2018	Assists	7, two times
4, at North Dakota, 12/30/2018	Steals	4, at North Dakota, 12/30/2018
2, at Evansville, 11/20/2018	Blocks	2, at Evansville, 11/20/2018
8, at Denver, 2/13/2019	FG Made	8, at Denver, 2/13/2019
11, two times	FG Attempts	15, at South Dakota State, 1/5/2017
3, two times	3-PT Made	3, four times
6, two times	3-PT Attempts	10, at South Dakota State, 1/5/2017
4, at Evansville, 11/20/2018	FT Made	8, vs. Loyola-Chicago, 11/12/2017
7, at Denver, 2/13/2019	FT Attempts	9, vs. Loyola-Chicago, 11/12/2017

CAREER NOTES

- 2016-17 Summit League Academic Honor Roll
- Majoring in Management

PRIOR TO FORT WAYNE

- Member of the U20 German National team that won the 2017 FIBA U20 Women's European Championship, Division B title
- Team captain of the German U16 team that won gold in Division B at the 2014 FIBA Women's European Championship

ABOUT HERNE, GERMANY

- Home to the Cranger Kirmes funfair every first week of August. The second largest carnival in Germany with an average of around 4,500,000 visitors. Its origins can be traced back to the 15th century

ABOUT GERMANY

- Population: 82,175,700, 16th largest in the world | Official language is German
- East Germany and West Germany reunified on October 3, 1990
- Is the largest music market in Europe and home to German-born music composers Johann Sebastian Bach and Ludwig van Beethoven
- Known as a leading automobile haven of the world include Mercedes-Benz, BMW, Volkswagen, Audi and Porsche

CAREER VS. SOUTH DAKOTA STATE

Season	gp-gs	min/avg	Total		3-Point		F-Throws		Rebounds				Scoring			
			fg-fga	pct	fg-fga	pct	ft-fa	pct	off	def	tot	avg	pf	fo	ast	to
2016-17	2-2	58/29.0	7-21	.333	4-15	.267	0-0	.000	0	5	5	2.5	6	0	1	4
2017-18	2-2	46/23.0	1-6	.167	1-3	.333	0-0	.000	1	3	4	2.0	2	0	1	3
2018-19	2-2	55/27.5	2-11	.182	0-3	.000	0-0	.000	0	1	1	0.5	5	0	1	8
TOTAL	6-6	159/26.5	10-38	.263	5-21	.238	0-0	.000	1	9	10	1.7	13	0	3	15

SINGLE-GAME HIGHS [all-time ranking]:

Points: 12, at South Dakota State -- 01/05/17

Rebounds: 4, at South Dakota State -- 01/05/17

Assists: 1, South Dakota State -- 01/03/19; at South Dakota State -- 01/27/18; South Dakota State -- 02/18/17

Steals: 2, at South Dakota State -- 01/05/17

Blocks: 1, at South Dakota State -- 02/20/19

FG made: 5, at South Dakota State -- 01/05/17

FG attempts: 15, at South Dakota State -- 01/05/17

3FG made: 2, at South Dakota State -- 01/05/17; South Dakota State -- 02/18/17

3FG attempts: 10, at South Dakota State -- 01/05/17

SEASON STATS

Opponent	Date	gs	min	Total		3-Pointers		Free throws		Rebounds				pf	a	t/o	blk	stl	pts	avg	
				fg-fga	pct	3fg-fga	pct	ft-fga	pct	off	def	tot	avg								
IU KOKOMO	11/06/18	*	30	1-4	.250	0-2	.000	0-0	.000	0	5	5	5.0	2	6	2	0	2	2	2.0	
at Western Michigan	11/08/18	*	40	1-5	.200	1-2	.500	0-0	.000	2	1	3	4.0	2	4	4	0	2	3	2.5	
TAYLOR (IN)	11/12/18	*	29	4-9	.444	1-3	.333	0-0	.000	1	2	3	3.7	0	4	4	0	2	9	4.7	
at Eastern Illinois	11/15/18	*	24	1-3	.333	0-0	.000	0-0	.000	2	2	4	3.8	0	2	5	1	0	2	4.0	
at Purdue	11/18/18	*	32	3-8	.375	1-4	.250	0-2	.000	1	1	2	3.4	3	2	2	0	1	7	4.6	
at Evansville	11/20/18	*	35	3-5	.600	0-1	.000	4-4	1.000	0	4	4	3.5	2	4	3	2	1	10	5.5	
SIUE	11/24/18	*	28	2-3	.667	1-2	.500	0-0	.000	2	4	6	3.9	1	0	3	0	1	5	5.4	
at Loyola-Chicago	11/29/18	*	29	3-10	.300	3-6	.500	0-0	.000	0	2	2	3.6	3	4	2	1	0	9	5.9	
at Milwaukee	12/01/18	*	25	1-5	.200	1-2	.500	1-2	.500	2	1	3	3.6	2	1	1	0	1	4	5.7	
EASTERN MICHIGAN	12/08/18	*	34	2-9	.222	1-5	.200	0-0	.000	1	1	2	3.4	3	2	1	0	3	5	5.6	
GOSHEN	12/16/18	*	31	1-4	.250	1-4	.250	0-0	.000	2	0	2	3.3	2	7	1	0	2	3	5.4	
VALPARAISO	12/19/18	*	38	5-11	.455	2-4	.500	0-0	.000	1	1	2	3.2	2	4	4	0	3	12	5.9	
at North Dakota State	12/28/18	*	31	2-5	.400	0-1	.000	0-0	.000	0	1	1	3.0	5	5	1	1	3	4	5.8	
at North Dakota	12/30/18	*	36	3-4	.750	1-1	1.000	1-1	1.000	1	3	4	3.1	4	2	4	0	4	8	5.9	
SOUTH DAKOTA STATE	01/03/19	*	30	1-5	.200	0-1	.000	0-0	.000	0	1	1	2.9	3	1	4	0	1	2	5.7	
ORAL ROBERTS	01/09/19	*	31	1-3	.333	1-2	.500	0-0	.000	1	3	4	3.0	1	0	2	0	0	3	5.5	
at South Dakota	01/12/19	*	32	4-10	.400	3-6	.500	0-0	.000	0	1	1	2.9	1	1	6	0	1	11	5.8	
at Western Illinois	01/19/19	*	37	1-6	.167	0-4	.000	0-0	.000	1	4	5	3.0	3	1	5	0	0	2	5.6	
OMAHA	01/24/19	*	28	2-6	.333	0-1	.000	0-0	.000	0	0	0	2.8	0	2	3	0	3	4	5.5	
DENVER	01/26/19	*	22	1-2	.500	1-2	.500	1-2	.500	0	1	1	2.8	4	1	3	0	0	4	5.5	
at Oral Roberts	01/30/19	*	24	1-6	.167	0-3	.000	0-0	.000	0	0	0	2.6	0	3	0	0	1	2	5.3	
SOUTH DAKOTA	02/02/19	*	24	1-1	1.000	0-0	.000	0-0	.000	0	1	1	2.5	0	1	2	0	3	2	5.1	
WESTERN ILLINOIS	02/06/19	*	26	0-4	.000	0-1	.000	0-0	.000	2	1	3	2.6	0	3	3	0	2	0	4.9	
at Denver	02/13/19	*	37	8-11	.727	0-2	.000	4-7	.571	0	1	1	2.5	1	2	6	0	2	20	5.5	
at Omaha	02/16/19	*	32	0-3	.000	0-1	.000	3-4	.750	0	3	3	2.5	3	4	2	1	0	3	5.4	
at South Dakota State	02/20/19	*	25	1-6	.167	0-2	.000	0-0	.000	0	0	0	2.4	2	0	4	1	1	2	5.3	
NORTH DAKOTA	02/28/19	*	27	0-4	.000	0-1	.000	0-0	.000	0	0	0	2.3	1	1	3	0	0	0	5.1	
NORTH DAKOTA STATE	03/02/19	*	32	1-3	.333	0-1	.000	0-0	.000	0	2	2	2.3	1	3	0	0	1	2	5.0	
Totals			28	849	54-155	.348	18-64	.281	14-22	.636	19	46	65	2.3	51	70	80	7	40	140	5.0

Games played: 28

Minutes/game: 30.3

Points/game: 5.0

FG Pct: 34.8

3FG Pct: 28.1

FT Pct: 63.6

Rebounds/game: 2.3

Assists/game: 2.5

Turnovers/game: 2.9

Assist/turnover ratio: 0.9

Steals/game: 1.4

Blocks/game: 0.3

CAREER STATS

Season	gp-gs	min/avg	Total		3-Point		F-Throws		Rebounds				Scoring			
			fg-fga	pct	fg-fga	pct	ft-fa	pct	off	def	tot	avg	pf	fo	ast	to
2016-17	29-24	888/30.6	75-206	.364	19-79	.241	24-34	.706	10	64	74	2.6	62	2	46	84
2017-18	27-27	783/29.0	68-188	.362	18-61	.295	39-47	.830	26	36	62	2.3	66	0	54	58
2018-19	28-28	849/30.3	54-155	.348	18-64	.281	14-22	.636	19	46	65	2.3	51	1	70	80
TOTAL	84-79	2520/30.0	197-549	.359	55-204	.270	77-103	.748	55	146	201	2.4	179	3	170	222



De'JOUR
YOUNG

Senior | 5-7
 Fort Wayne, Ind.
 Concordia Lutheran

GUARD

13

SEASON HIGH	CATEGORY	CAREER HIGH
40, at Loyola-Chicago, 11/29/2018	Minutes	40, three times
25, vs. Omaha, 1/24/2019	Points	25, vs. Omaha, 1/24/2019
14, two times	Rebounds	14, two times
4, five times	Assists	5, three times
6, vs. Western Illinois, 2/6/2019	Steals	6, vs. Western Illinois, 2/6/2019
3, vs. Oral Roberts, 1/9/2019	Blocks	3, two times
10, vs. Omaha, 1/24/2019	FG Made	10, vs. Omaha, 1/24/2019
17, at North Dakota, 12/30/2018	FG Attempts	19, vs. Maryville, 12/19/2017
3, three times	3-PT Made	3, four times
7, at Milwaukee, 12/1/2018	3-PT Attempts	8, vs. Maryville, 12/19/2017
8, vs. Eastern Michigan, 12/8/2018	FT Made	8, two times
10, vs. IU Kokomo, 11/6/2018	FT Attempts	10, three times

CAREER NOTES

- Majoring in Criminal Justice

PRIOR TO FORT WAYNE

- Led Concordia to the Summit Athletic Conference tournament title in 2015
- Averaged 18.5 points, 7.1 rebounds, 2.6 assists, and 1.5 steals per game
- Was a 2015 First Team All-SAC
- Was a 2015 All-Northeast Indiana First Team honoree

ABOUT FORT WAYNE, INDIANA

- Incorporated on February 22, 1840, and is the second largest city in the state. The nickname, The Summit City, is due to its location at the zenith of the locks on the canal
- Also home to the ECHL's Fort Wayne Komets, the Midwest League's Fort Wayne TinCaps, and the NBA G League's Fort Wayne Mad Ants
- Original home to the Fort Wayne Pistons, before moving to Detroit. Was also home to the Fort Wayne Daisies of the All-American Girls Professional Baseball League

ABOUT CONCORDIA LUTHERAN HIGH SCHOOL

- Nickname is the Cadets
- Notable alumni include leading NFL agent Eugene Parker, sixth round MLB draft pick Brian Reith, and Professional mixed martial artist and former UFC fighter Dave Herman

CAREER VS. SOUTH DAKOTA STATE

			Total		3-Point		F-Throws		Rebounds				Scoring							
Season	gp-gs	min/avg	fg-fga	pct	fg-fga	pct	ft-fa	pct	off	def	tot	avg	pf	fo	ast	to	blk	stl	pts	avg
2015-16	3-3	66/22.0	5-13	.385	1-3	.333	4-6	.667	3	7	10	3.3	7	0	1	3	1	1	15	5.0
2016-17	2-2	54/27.0	6-14	.429	0-2	.000	3-4	.750	0	9	9	4.5	9	1	5	5	0	3	15	7.5
2017-18	1-1	29/29.0	2-7	.286	1-3	.333	0-0	.000	3	1	4	4.0	2	0	2	2	1	1	5	5.0
2018-19	2-2	66/33.0	7-13	.538	3-6	.500	4-8	.500	1	3	4	2.0	1	0	6	4	0	2	21	10.5
TOTAL	8-8	215/26.9	20-47	.426	5-14	.357	11-18	.611	7	20	27	3.4	19	1	14	14	2	7	56	7.0

SINGLE-GAME HIGHS [all-time ranking]:

Points: 11, at South Dakota State -- 02/20/19

Rebounds: 6, at South Dakota State -- 01/05/17; vs South Dakota State -- 03/05/16

Assists: 5, at South Dakota State -- 01/05/17

Steals: 2, at South Dakota State -- 01/05/17

Blocks: 1, at South Dakota State -- 01/27/18; vs South Dakota State -- 03/05/16

FG made: 4, at South Dakota State -- 02/20/19

FG attempts: 9, at South Dakota State -- 01/05/17

3FG made: 2, at South Dakota State -- 02/20/19

3FG attempts: 3, South Dakota State -- 01/03/19; at South Dakota State -- 01/27/18; at South Dakota State -- 02/20/19

FT made: 4, South Dakota State -- 01/13/16

FT attempts: 4, 4 times

SEASON STATS

Opponent	Date	gs	min	Total		3-Pointers		Free throws		Rebounds				pf	a	t/o	blk	stl	pts	avg	
				fg-fga	pct	3fg-fga	pct	ft-fa	pct	off	def	tot	avg								
IU KOKOMO	11/06/18	*	24	7-10	.700	1-2	.500	7-10	.700	3	1	4	4.0	3	1	1	2	1	22	22.0	
at Western Michigan	11/08/18	*	31	6-10	.600	2-2	1.000	0-4	.000	2	5	7	5.5	5	1	6	0	14	18.0		
TAYLOR (IN)	11/12/18	*	31	6-11	.545	1-2	.500	7-8	.875	4	4	8	6.3	2	2	1	1	20	18.7		
at Eastern Illinois	11/15/18	*	31	2-8	.250	1-3	.333	2-2	1.000	2	7	9	7.0	2	1	5	0	7	15.8		
at Purdue	11/18/18	*	32	1-7	.143	0-1	.000	2-2	1.000	3	2	5	6.6	3	4	0	0	4	13.4		
at Evansville	11/20/18	*	39	7-13	.538	2-6	.333	3-4	.750	1	6	7	6.7	3	1	2	1	4	19.4		
SIUE	11/24/18	*	36	1-11	.091	0-2	.000	2-4	.500	1	5	6	6.6	2	2	4	0	2	4	12.9	
at Loyola-Chicago	11/29/18	*	40	6-11	.545	3-6	.500	3-5	.600	1	2	3	6.1	1	3	1	0	1	18	13.5	
at Milwaukee	12/01/18	*	37	2-10	.200	2-7	.286	4-6	.667	2	1	3	5.8	1	0	1	1	10	13.1		
EASTERN MICHIGAN	12/08/18	*	40	2-6	.333	0-2	.000	8-9	.889	3	4	7	5.9	3	2	6	0	3	12	13.0	
GOSHEN	12/16/18	*	26	8-10	.800	0-1	.000	3-3	1.000	3	5	8	6.1	1	4	3	2	3	19	13.5	
VALPARAISO	12/19/18	*	35	4-11	.364	1-5	.200	4-7	.571	4	10	14	6.8	4	2	5	0	0	13	13.5	
at North Dakota State	12/28/18	*	32	8-17	.471	1-1	1.000	2-2	1.000	4	2	6	6.7	3	2	2	1	0	19	13.9	
at North Dakota	12/30/18	*	36	3-12	.250	1-3	.333	3-4	.750	0	5	5	6.6	4	3	4	0	1	10	13.6	
SOUTH DAKOTA STATE	01/03/19	*	34	3-6	.500	1-3	.333	3-4	.750	0	2	2	6.3	0	3	3	0	1	10	13.4	
ORAL ROBERTS	01/09/19	*	27	0-6	.000	0-2	.000	1-2	.500	3	5	8	6.4	4	4	2	3	0	1	12.6	
at South Dakota	01/12/19	*	34	4-9	.444	1-4	.250	0-0	.000	1	3	4	6.2	1	2	4	0	1	9	12.4	
at Western Illinois	01/19/19	*	35	5-14	.357	3-6	.500	0-0	.000	3	11	14	6.7	3	1	3	0	0	13	12.4	
OMAHA	01/24/19	*	37	10-15	.667	2-3	.667	3-4	.750	3	3	6	6.6	3	2	4	0	1	25	13.1	
DENVER	01/26/19	*	27	5-7	.714	2-4	.500	2-4	.500	2	1	3	6.5	3	1	4	0	2	14	13.2	
at Oral Roberts	01/30/19	*	32	1-7	.143	1-5	.200	0-0	.000	0	7	7	6.5	3	0	3	0	1	3	12.7	
SOUTH DAKOTA	02/02/19	*	28	4-10	.400	1-3	.333	0-0	.000	2	3	5	6.4	4	2	0	0	1	9	12.5	
WESTERN ILLINOIS	02/06/19	*	32	6-11	.545	1-3	.333	4-4	1.000	2	3	5	6.3	1	2	3	0	6	17	12.7	
at Denver	02/13/19	*	36	4-11	.364	0-4	.000	3-3	1.000	3	6	9	6.5	3	4	2	0	2	11	12.6	
at Omaha	02/16/19	*	37	5-10	.500	0-2	.000	0-1	.000	5	5	10	6.6	5	3	3	1	1	10	12.5	
at South Dakota State	02/20/19	*	32	4-7	.571	2-3	.667	1-4	.250	1	1	2	6.4	1	3	1	0	1	11	12.5	
NORTH DAKOTA	02/28/19	*	18	0-3	.000	0-1	.000	0-0	.000	0	1	1	6.2	2	1	2	0	2	0	12.0	
NORTH DAKOTA STATE	03/02/19	*	39	6-12	.500	3-5	.600	1-6	.167	0	3	3	6.1	1	4	1	0	4	16	12.1	
Totals			28	918	120-275	.436	32-91	.352	68-102	.667	58	113	171	6.1	71	60	76	12	44	340	12.1

Games played: 28

Minutes/game: 32.8

Points/game: 12.1

FG Pct: 43.6

3FG Pct: 35.2

FT Pct: 66.7

Rebounds/game: 6.1

Assists/game: 2.1

Turnovers/game: 2.7

Assist/turnover ratio: 0.8

Steals/game: 1.6

Blocks/game: 0.4

CAREER STATS

	Total			3-Point		F-Throws		Rebounds			Scoring									
Season	gp-gs	min/avg	fg-fga	pct	fg-fga	pct	ft-fa	pct	off	def	tot	avg	pf	fo	ast	to	blk	stl	pts	avg
2015-16	30-21	688/22.9	72-176	.409	8-19	.421	51-72	.708	55	52	107	3.6	69	1	34	34	8	33	203	6.8
2016-17	29-29	910/31.4	134-327	.410	12-62	.194	74-87	.851	56	101	157	5.4	77	2	59	68	6	27	354	12.2
2017-18	26-24	848/32.6	101-280	.361	14-65	.215	72-101	.713	64	93	157	6.0	53	0	45	74	16	34	288	11.1
2018-19	28-28	918/32.8	120-275	.436	32-91	.352	68-102	.667	58	113	171	6.1	71	2	60	76	12	44	340	12.1
TOTAL	113-102	3364/29.8	427-1058	.404	66-237	.278	265-362	.732	233	359	592	5.2	270	5	198	252	42	138	1185	10.5

19 2018-19 PURDUE FORT WAYNE WOMEN'S BASKETBALL GAME NOTES



@MastodonWBB



SEASON HIGH	CATEGORY	CAREER HIGH
31, vs. North Dakota State, 3/2/2019	Minutes	38, four times *
22, vs. North Dakota State, 3/2/2019	Points	38, at Northern Illinois, 11/22/2016 *
12, two times	Rebounds	23, at Northern Illinois, 11/22/2016 *
3, vs. North Dakota State, 3/2/2019	Assists	3, four times *
7, vs. North Dakota State, 3/2/2019	Steals	7, vs. North Dakota State, 3/2/2019
5, two times	Blocks	6, two times *
9, vs. North Dakota State, 3/2/2019	FG Made	11, at Northern Illinois, 11/22/2016 *
16, at Evansville, 11/20/2018	FG Attempts	22, at Northern Illinois, 11/22/2016 *
-----	3-PT Made	1, two times *
-----	3-PT Attempts	3, at Ball State, 12/1/2016 *
6, vs. North Dakota, 2/28/2019	FT Made	15, at Northern Illinois, 11/22/2016 *
10, vs. North Dakota, 2/28/2019	FT Attempts	19, at Northern Illinois, 11/22/2016 *

* = While at Chicago State

CAREER NOTES

- Sat out the 2017-18 season due to transfer rules
- Majoring in Criminal Justice

PRIOR TO FORT WAYNE

- Played two seasons at Chicago State (2015-16 and 2016-17)
- Named the Western Athletic Conference Player of the Week on 11/28/2016
- Had 23 rebounds at Northern Illinois on 11/22/2016, which were fifth most by a Division I player that season

CAREER VS. SOUTH DAKOTA STATE

Season	gp-gs	min/avg	Total		pct	3-Point		pct	F-Throws		pct	Rebounds				Scoring			
			fg-fga			fg-fga			ft-fa			off	def	tot	avg	pf	fo	ast	to
2018-19	2-1	43/21.5	8-17		.471	0-0		.000	5-7		.714	5	7	12	6.0	7	0	0	4
TOTAL	2-1	43/21.5	8-17		.471	0-0		.000	5-7		.714	5	7	12	6.0	7	0	0	4

SINGLE-GAME HIGHS [all-time ranking]:
 Points: 14, at South Dakota State -- 02/20/19
 Rebounds: 8, South Dakota State -- 01/03/19
 Steals: 2, South Dakota State -- 01/03/19
 Blocks: 1, at South Dakota State -- 02/20/19
 FG made: 5, at South Dakota State -- 02/20/19
 FG attempts: 9, South Dakota State -- 01/03/19
 FT made: 4, at South Dakota State -- 02/20/19

FT attempts: 5, at South Dakota State -- 02/20/19

SEASON STATS

Opponent	Date	gs	min	Total		3-Pointers		Free throws		Rebounds				pf	a	t/o	blk	stl	pts	avg	
				fg-fga	pct	3fg-fga	pct	ft-fa	pct	off	def	tot	avg								
IU KOKOMO	11/06/18	*	17	6-8	.750	0-0	.000	1-3	.333	0	4	4	4.0	3	0	2	3	1	13	13.0	
at Western Michigan	11/08/18	*	24	4-11	.364	0-0	.000	1-2	.500	5	6	11	7.5	4	0	0	0	0	9	11.0	
TAYLOR (IN)	11/12/18	*	15	0-2	.000	0-0	.000	1-1	1.000	2	1	3	6.0	4	0	1	2	1	7	7.7	
at Eastern Illinois	11/15/18	*	23	3-5	.600	0-0	.000	2-2	1.000	2	2	4	5.5	3	2	2	0	0	8	7.8	
at Purdue	11/18/18	*	21	1-7	.143	0-0	.000	0-0	.000	3	2	5	5.4	3	0	2	0	2	2	6.6	
at Evansville	11/20/18	*	23	6-16	.375	0-0	.000	1-3	.333	6	2	8	5.8	1	1	2	2	2	13	7.7	
SIUE	11/24/18	*	25	4-8	.500	0-0	.000	4-5	.800	1	6	7	6.0	4	0	3	2	1	12	8.3	
at Loyola-Chicago	11/29/18		19	3-3	1.000	0-0	.000	0-0	.000	2	3	5	5.9	3	2	1	1	2	6	8.0	
at Milwaukee	12/01/18		dnp	-	-	-	-	-	-	-	-	-	-	-	-	-	-	-	-	-	
EASTERN MICHIGAN	12/08/18		dnp	-	-	-	-	-	-	-	-	-	-	-	-	-	-	-	-	-	
GOSHEN	12/16/18		dnp	-	-	-	-	-	-	-	-	-	-	-	-	-	-	-	-	-	
VALPARAISO	12/19/18		10	1-3	.333	0-0	.000	0-2	.000	0	3	3	5.6	2	0	0	2	1	2	7.3	
at North Dakota State	12/28/18		27	4-8	.500	0-0	.000	1-6	.167	3	6	9	5.9	3	0	3	1	2	9	7.5	
at North Dakota	12/30/18	*	26	4-7	.571	0-0	.000	4-6	.667	3	5	8	6.1	1	0	3	0	0	12	7.9	
SOUTH DAKOTA STATE	01/03/19	*	23	3-9	.333	0-0	.000	1-2	.500	3	5	8	6.3	3	0	2	0	2	7	7.8	
ORAL ROBERTS	01/09/19	*	27	6-12	.500	0-0	.000	0-4	.000	2	6	8	6.4	2	0	1	2	1	12	8.2	
at South Dakota	01/12/19	*	21	2-6	.333	0-0	.000	4-5	.800	2	3	5	6.3	3	2	0	1	1	8	8.1	
at Western Illinois	01/19/19	*	12	0-3	.000	0-0	.000	0-0	.000	5	4	9	6.5	3	0	2	5	0	0	7.6	
OMAHA	01/24/19	*	23	1-3	.333	0-0	.000	3-4	.750	2	9	11	6.8	2	0	1	3	3	5	7.4	
DENVER	01/26/19	*	23	5-7	.714	0-0	.000	0-3	.000	5	7	12	7.1	4	0	1	0	3	10	7.6	
at Oral Roberts	01/30/19	*	26	4-8	.500	0-0	.000	2-3	.667	3	2	5	6.9	3	1	2	3	0	10	7.7	
SOUTH DAKOTA	02/02/19	*	22	2-4	.500	0-0	.000	1-2	.500	3	2	5	6.8	3	0	5	2	1	5	7.6	
WESTERN ILLINOIS	02/06/19	*	23	5-6	.833	0-0	.000	2-3	.667	1	7	8	6.9	3	0	2	1	0	12	7.8	
at Denver	02/13/19	*	23	5-6	.833	0-1	.000	0-1	.000	2	5	7	6.9	5	0	4	1	0	10	7.9	
at Omaha	02/16/19	*	28	3-15	.200	0-0	.000	4-6	.667	6	6	12	7.1	4	0	3	5	2	10	8.0	
at South Dakota State	02/20/19		20	5-8	.625	0-0	.000	4-5	.800	2	2	4	7.0	4	0	2	1	1	14	8.3	
NORTH DAKOTA	02/28/19	*	25	6-9	.667	0-0	.000	6-10	.600	2	5	7	7.0	4	0	1	0	1	18	8.7	
NORTH DAKOTA STATE	03/02/19	*	31	9-15	.600	0-0	.000	4-9	.444	1	6	7	7.0	3	3	3	2	7	22	9.2	
Totals			21	557	92-189	.487	0-1	.000	46-87	.529	66	109	175	7.0	77	11	48	38	35	230	9.2

Games played: 25
 Minutes/game: 22.3
 Points/game: 9.2
 FG Pct: 48.7
 3FG Pct: 0.0
 FT Pct: 52.9

Rebounds/game: 7.0
 Assists/game: 0.4
 Turnovers/game: 1.9
 Assist/turnover ratio: 0.2
 Steals/game: 1.4
 Blocks/game: 1.5

CAREER STATS

Season	gp-gs	min/avg	Total		pct	3-Point		pct	F-Throws		pct	Rebounds				Scoring			
			fg-fga			fg-fga			ft-fa			off	def	tot	avg	pf	fo	ast	to
2015-16*	29-28	742/25.6	99-217		.456	0-0		.000	41-74		.554	77	105	182	6.3	93	4	25	70
2016-17*	7-7	215/30.7	36-100		.360	2-7		.286	38-56		.679	25	44	69	9.9	26	2	4	14
2018-19	25-21	557/22.3	92-189		.487	0-1		.000	46-87		.529	66	109	175	7.0	77	1	11	48
TOTAL	25-21	557/22.3	92-189		.487	0-1		.000	46-87		.529	66	109	175	7.0	77	1	11	48
All*	61-56	1514/24.8	227-506		.449	2-8		.250	125-217		.576	168	258	426	7.0	196	7	40	132

* include statistics from Chicago State



15

CAMARA DOUGLAS

Freshman | 5-11
San Deigo, Calif.
Mount Miguel

FORWARD

SEASON HIGH	CATEGORY	CAREER HIGH
6, vs. Goshen, 12/16/2018	Minutes	6, vs. Goshen, 12/16/2018
4, vs. Goshen, 12/16/2018	Points	4, vs. Goshen, 12/16/2018
2, vs. Goshen, 12/16/2018	Rebounds	2, vs. Goshen, 12/16/2018
	Assists	
	Steals	
	Blocks	
1, vs. Goshen, 12/16/2018	FG Made	1, vs. Goshen, 12/16/2018
3, vs. Goshen, 12/16/2018	FG Attempts	3, vs. Goshen, 12/16/2018
	3-PT Made	
	3-PT Attempts	
2, vs. Goshen, 12/16/2018	FT Made	2, vs. Goshen, 12/16/2018
2, vs. Goshen, 12/16/2018	FT Attempts	2, vs. Goshen, 12/16/2018

CAREER NOTES

- Majoring in Computer Engineering Tech

PRIOR TO FORT WAYNE

- Averaged 17.8 points, 9.5 rebounds, 2.5 steals and 1.5 blocks per game
- Named both the Grossmont - Hills League and All-East County Player of the Year
- Named to the All-California Interscholastic First Team her senior year
- Named to the first team's for the All-Grossmont - Hills League, San Diego Hoops Report and All-East County
- Earned First Team honors on both the All-Grossmont - Hills League team and All-East County team her junior year

ABOUT SAN DEIGO, CALIFORNIA

- Population of 1,419,516 | Established 1769
- Eighth-largest city in the United States and second-largest in California
- Home to MLB's San Diego Padres. Former home of the NFL's San Diego Chargers, NBA's San Diego Rockets and San Diego Clippers, and the ABA's San Diego Conquistadors/Sails

ABOUT MOUNT MIGUEL HIGH SCHOOL

- Nickname is the Matadors
- Notable alumni include former Pittsburgh Pirates pitcher Jeff Karstens, NFL offensive tackle Khalif Barnes, Television actor Matt Bradford, NFL safety Robert Griffith, and NFL defensive lineman Ogemdi Nwagburo

SEASON STATS

Opponent	Date	gs	min	Total		3-Pointers		Free throws		Rebounds										
				fg-fga	pct	3fg-fga	pct	ft-fa	pct	off	def	tot	avg	pf	a	t/o	blk	stl	pts	avg
IU KOKOMO	11/06/18		dnp	-	-	-	-	-	-	-	-	-	-	-	-	-	-	-	-	-
at Western Michigan	11/08/18		dnp	-	-	-	-	-	-	-	-	-	-	-	-	-	-	-	-	-
TAYLOR (IN)	11/12/18		dnp	-	-	-	-	-	-	-	-	-	-	-	-	-	-	-	-	-
at Eastern Illinois	11/15/18		dnp	-	-	-	-	-	-	-	-	-	-	-	-	-	-	-	-	-
at Evansville	11/20/18		dnp	-	-	-	-	-	-	-	-	-	-	-	-	-	-	-	-	-
SIUE	11/24/18		dnp	-	-	-	-	-	-	-	-	-	-	-	-	-	-	-	-	-
at Loyola-Chicago	11/29/18		dnp	-	-	-	-	-	-	-	-	-	-	-	-	-	-	-	-	-
at Milwaukee	12/01/18		dnp	-	-	-	-	-	-	-	-	-	-	-	-	-	-	-	-	-
EASTERN MICHIGAN	12/08/18		dnp	-	-	-	-	-	-	-	-	-	-	-	-	-	-	-	-	-
GOSHEN	12/16/18	6		1-3	.333	0-0	.000	2-2	1.000	1	1	2	2.0	3	0	0	1	0	4	4.0
VALPARAISO	12/19/18		dnp	-	-	-	-	-	-	-	-	-	-	-	-	-	-	-	-	-
at North Dakota State	12/28/18		dnp	-	-	-	-	-	-	-	-	-	-	-	-	-	-	-	-	-
at North Dakota	12/30/18		dnp	-	-	-	-	-	-	-	-	-	-	-	-	-	-	-	-	-
SOUTH DAKOTA STATE	01/03/19	2		0-1	.000	0-0	.000	0-0	.000	0	1	1	1.5	1	0	0	0	0	0	2.0
ORAL ROBERTS	01/09/19		dnp	-	-	-	-	-	-	-	-	-	-	-	-	-	-	-	-	-
at South Dakota	01/12/19		dnp	-	-	-	-	-	-	-	-	-	-	-	-	-	-	-	-	-
at Western Illinois	01/19/19		dnp	-	-	-	-	-	-	-	-	-	-	-	-	-	-	-	-	-
OMAHA	01/24/19		dnp	-	-	-	-	-	-	-	-	-	-	-	-	-	-	-	-	-
DENVER	01/26/19		dnp	-	-	-	-	-	-	-	-	-	-	-	-	-	-	-	-	-
at Oral Roberts	01/30/19		dnp	-	-	-	-	-	-	-	-	-	-	-	-	-	-	-	-	-
SOUTH DAKOTA	02/02/19		dnp	-	-	-	-	-	-	-	-	-	-	-	-	-	-	-	-	-
WESTERN ILLINOIS	02/06/19		dnp	-	-	-	-	-	-	-	-	-	-	-	-	-	-	-	-	-
at Denver	02/13/19		dnp	-	-	-	-	-	-	-	-	-	-	-	-	-	-	-	-	-
at Omaha	02/16/19		dnp	-	-	-	-	-	-	-	-	-	-	-	-	-	-	-	-	-
at South Dakota State	02/20/19		dnp	-	-	-	-	-	-	-	-	-	-	-	-	-	-	-	-	-
NORTH DAKOTA	02/28/19		dnp	-	-	-	-	-	-	-	-	-	-	-	-	-	-	-	-	-
NORTH DAKOTA STATE	03/02/19		dnp	-	-	-	-	-	-	-	-	-	-	-	-	-	-	-	-	-
Totals		0	8	1-4	.250	0-0	.000	2-2	1.000	1	2	3	1.5	4	0	0	1	0	4	2.0

Games played: 2
Minutes/game: 4.0
Points/game: 2.0
FG Pct: 25.0
FT Pct: 100.0

Rebounds/game: 1.5
Blocks/game: 0.5

CAREER STATS

Season	gp-gs	min/avg	Total fg-fga	pct	3-Point fg-fga	pct	F-Throws ft-fa	pct	Rebounds off def tot	avg	pf	fo	ast	to	blk	stl	Scoring pts	avg
2018-19	2-0	8/4.0	1-4	.250	0-0	.000	2-2	1.000	1	2	3	1.5	4	0	0	0	4	2.0
TOTAL	2-0	8/4.0	1-4	.250	0-0	.000	2-2	1.000	1	2	3	1.5	4	0	0	0	4	2.0



**AMAYA
JOHNS**

23

Freshman | 5-9
Plainfield, Ill.
Oswego East

GUARD

SEASON HIGH	CATEGORY	CAREER HIGH
8, vs. Goshen, 12/16/2018	Minutes	8, vs. Goshen, 12/16/2018
2, two times	Points	2, two times
1, three times	Rebounds	1, three times
	Assists	
1, vs. IU Kokomo, 11/6/2018	Steals	1, vs. IU Kokomo, 11/6/2018
1, vs. IU Kokomo, 11/6/2018	Blocks	1, vs. IU Kokomo, 11/6/2018
1, two times	FG Made	1, two times
3, two times	FG Attempts	3, two times
	3-PT Made	
1, two times	3-PT Attempts	1, two times
	FT Made	
	FT Attempts	

CAREER NOTES

- Majoring in General Studies
- Father Jemal played football at Central State

PRIOR TO FORT WAYNE

- Was a 2016-17 All-Southwest Prairie Conference selection
- Named to the Record/Ledger Second Team All-Area as a junior
- Averaged 10.0 points, 4.0 rebounds and 1.7 assists per game her senior year
- Set a school record for free throws made in a season with 71

ABOUT PLAINFIELD, ILLINOIS

- Population of 39,581
- Is a village that includes land in Plainfield and Wheatland townships

ABOUT OSWEGO EAST HIGH SCHOOL

- Nickname is the Wolves

SEASON STATS

Opponent	Date	gs	min	Total		3-Pointers		Free throws		Rebounds										
				fg-fga	pct	3fg-fga	pct	ft-fa	pct	off	def	tot	avg	pf	a	t/o	blk	stl	pts	avg
IU KOKOMO	11/06/18		4	1-3	.333	0-1	.000	0-0	.000	0	1	1	1.0	0	0	0	1	1	2	2.0
at Western Michigan	11/08/18		dnp	-	-	-	-	-	-	-	-	-	-	-	-	-	-	-	-	-
TAYLOR (IN)	11/12/18		1	0-1	.000	0-1	.000	0-0	.000	0	0	0	0.5	0	0	1	0	0	0	1.0
at Eastern Illinois	11/15/18		dnp	-	-	-	-	-	-	-	-	-	-	-	-	-	-	-	-	-
at Evansville	11/20/18		dnp	-	-	-	-	-	-	-	-	-	-	-	-	-	-	-	-	-
SIUE	11/24/18		dnp	-	-	-	-	-	-	-	-	-	-	-	-	-	-	-	-	-
at Loyola-Chicago	11/29/18		dnp	-	-	-	-	-	-	-	-	-	-	-	-	-	-	-	-	-
at Milwaukee	12/01/18		dnp	-	-	-	-	-	-	-	-	-	-	-	-	-	-	-	-	-
EASTERN MICHIGAN	12/08/18		dnp	-	-	-	-	-	-	-	-	-	-	-	-	-	-	-	-	-
GOSHEN	12/16/18		8	1-3	.333	0-0	.000	0-0	.000	0	1	1	0.7	0	0	0	0	0	2	1.3
VALPARAISO	12/19/18		dnp	-	-	-	-	-	-	-	-	-	-	-	-	-	-	-	-	-
at North Dakota State	12/28/18		dnp	-	-	-	-	-	-	-	-	-	-	-	-	-	-	-	-	-
at North Dakota	12/30/18		dnp	-	-	-	-	-	-	-	-	-	-	-	-	-	-	-	-	-
SOUTH DAKOTA STATE	01/03/19		0	0-0	.000	0-0	.000	0-0	.000	0	0	0	0.5	0	0	0	0	0	0	1.0
ORAL ROBERTS	01/09/19		dnp	-	-	-	-	-	-	-	-	-	-	-	-	-	-	-	-	-
at South Dakota	01/12/19		1	0-0	.000	0-0	.000	0-0	.000	0	1	1	0.6	1	0	0	0	0	0	0.8
at Western Illinois	01/19/19		dnp	-	-	-	-	-	-	-	-	-	-	-	-	-	-	-	-	-
OMAHA	01/24/19		dnp	-	-	-	-	-	-	-	-	-	-	-	-	-	-	-	-	-
DENVER	01/26/19		dnp	-	-	-	-	-	-	-	-	-	-	-	-	-	-	-	-	-
at Oral Roberts	01/30/19		dnp	-	-	-	-	-	-	-	-	-	-	-	-	-	-	-	-	-
SOUTH DAKOTA	02/02/19		dnp	-	-	-	-	-	-	-	-	-	-	-	-	-	-	-	-	-
WESTERN ILLINOIS	02/06/19		dnp	-	-	-	-	-	-	-	-	-	-	-	-	-	-	-	-	-
at Denver	02/13/19		dnp	-	-	-	-	-	-	-	-	-	-	-	-	-	-	-	-	-
at Omaha	02/16/19		dnp	-	-	-	-	-	-	-	-	-	-	-	-	-	-	-	-	-
at South Dakota State	02/20/19		dnp	-	-	-	-	-	-	-	-	-	-	-	-	-	-	-	-	-
NORTH DAKOTA	02/28/19		dnp	-	-	-	-	-	-	-	-	-	-	-	-	-	-	-	-	-
NORTH DAKOTA STATE	03/02/19		dnp	-	-	-	-	-	-	-	-	-	-	-	-	-	-	-	-	-
Totals		0	14	2-7	.286	0-2	.000	0-0	.000	0	3	3	0.6	1	0	1	1	1	4	0.8

Games played: 5
 Minutes/game: 2.8
 Points/game: 0.8
 FG Pct: 28.6
 3FG Pct: 0.0

Rebounds/game: 0.6
 Turnovers/game: 0.2
 Steals/game: 0.2
 Blocks/game: 0.2

CAREER STATS

Season	gp-gs	min/avg	Total fg-fga	pct	3-Point fg-fga	pct	F-Throws ft-fa	pct	Rebounds off def tot	avg	pf	fo	ast	to	blk	stl	Scoring pts	avg
2018-19	5-0	14/2.8	2-7	.286	0-2	.000	0-0	.000	0	3	3	0.6	1	0	0	1	4	0.8
TOTAL	5-0	14/2.8	2-7	.286	0-2	.000	0-0	.000	0	3	3	0.6	1	0	0	1	4	0.8



**SOFIA
RAJALA**

31

Sophomore | 6-0
 Helsinki, Finland
 Mäkelänrinne Sports

FORWARD

SEASON HIGH	CATEGORY	CAREER HIGH
5, vs. Goshen, 12/16/2018	Minutes	10, vs. Oral Roberts, 1/4/2018
2, at South Dakota, 1/12/2019	Points	4, at South Dakota, 1/13/2018
1, two times	Rebounds	2, three times
1, vs. Goshen, 12/16/2018	Assists	1, vs. Goshen, 12/16/2018
	Steals	
	Blocks	
1, at South Dakota, 1/12/2019	FG Made	1, three times
1, two times	FG Attempts	3, at #23 Michigan, 12/16/2017
	3-PT Made	1, vs. Western Illinois, 12/30/2017
	3-PT Attempts	3, at #23 Michigan, 12/16/2017
1, vs. Goshen, 12/16/2018	FT Made	4, at South Dakota, 1/13/2018
2, vs. Goshen, 12/16/2018	FT Attempts	4, at South Dakota, 1/13/2018

CAREER NOTES

- Majoring in Psychology

PRIOR TO FORT WAYNE

- Named to the Finnish National team in 2016
- Previously a member of the U16 and U18 Finnish National teams
- Led her team in scoring at the 2016 U18 European Championships
- Named the 2017 Finnish Korisliiga League Rookie of the Year

ABOUT HELSINKI, FINLAND

- Population 642,045 | • Is the capital of Finland
- Helsinki is more known for its Art Nouveau architecture. It is considered the Design Capital of the world

ABOUT FINLAND

- Population 5,509,717 | • Official language is Finnish
- Earn its Independence from Russia on December 6, 1917
- Finland is one of the countries with the most mature population. Half of voters are estimated to be over 50 years old
- In terms of medals and gold medals won per capita, Finland is the best performing country in Olympic history

SEASON STATS

Opponent	Date	gs	min	Total fg-fga	pct	3-Pointers 3fg-fga	pct	Free throws ft-fa	pct	Rebounds off def tot	avg	pf	a	t/o	blk	stl	pts	avg
IU KOKOMO	11/06/18		dnp	-	-	-	-	-	-	-	-	-	-	-	-	-	-	-
at Western Michigan	11/08/18		dnp	-	-	-	-	-	-	-	-	-	-	-	-	-	-	-
TAYLOR (IN)	11/12/18		dnp	-	-	-	-	-	-	-	-	-	-	-	-	-	-	-
at Eastern Illinois	11/15/18		dnp	-	-	-	-	-	-	-	-	-	-	-	-	-	-	-
at Evansville	11/20/18		dnp	-	-	-	-	-	-	-	-	-	-	-	-	-	-	-
SIUE	11/24/18		dnp	-	-	-	-	-	-	-	-	-	-	-	-	-	-	-
at Loyola-Chicago	11/29/18		dnp	-	-	-	-	-	-	-	-	-	-	-	-	-	-	-
at Milwaukee	12/01/18	1		0-0	.000	0-0	.000	0-0	.000	0	0	0	0.0	0	0	0	0	0.0
EASTERN MICHIGAN	12/08/18		dnp	-	-	-	-	-	-	-	-	-	-	-	-	-	-	-
GOSHEN	12/16/18	5		0-0	.000	0-0	.000	1-2	.500	0	1	1	0.5	1	1	1	0	0.5
VALPARAISO	12/19/18		dnp	-	-	-	-	-	-	-	-	-	-	-	-	-	-	-
at North Dakota State	12/28/18		dnp	-	-	-	-	-	-	-	-	-	-	-	-	-	-	-
at North Dakota	12/30/18		dnp	-	-	-	-	-	-	-	-	-	-	-	-	-	-	-
SOUTH DAKOTA STATE	01/03/19	1		0-0	.000	0-0	.000	0-0	.000	0	0	0	0.3	0	0	0	0	0.3
ORAL ROBERTS	01/09/19		dnp	-	-	-	-	-	-	-	-	-	-	-	-	-	-	-
at South Dakota	01/12/19	3		1-1	1.000	0-0	.000	0-0	.000	1	0	1	0.5	0	0	0	0	0.8
at Western Illinois	01/19/19		dnp	-	-	-	-	-	-	-	-	-	-	-	-	-	-	-
OMAHA	01/24/19		dnp	-	-	-	-	-	-	-	-	-	-	-	-	-	-	-
DENVER	01/26/19		dnp	-	-	-	-	-	-	-	-	-	-	-	-	-	-	-
at Oral Roberts	01/30/19		dnp	-	-	-	-	-	-	-	-	-	-	-	-	-	-	-
SOUTH DAKOTA	02/02/19		dnp	-	-	-	-	-	-	-	-	-	-	-	-	-	-	-
WESTERN ILLINOIS	02/06/19		dnp	-	-	-	-	-	-	-	-	-	-	-	-	-	-	-
at Denver	02/13/19		dnp	-	-	-	-	-	-	-	-	-	-	-	-	-	-	-
at Omaha	02/16/19		dnp	-	-	-	-	-	-	-	-	-	-	-	-	-	-	-
at South Dakota State	02/20/19	2		0-1	.000	0-0	.000	0-0	.000	0	0	0	0.4	1	0	0	0	0.6
NORTH DAKOTA	02/28/19		dnp	-	-	-	-	-	-	-	-	-	-	-	-	-	-	-
NORTH DAKOTA STATE	03/02/19		dnp	-	-	-	-	-	-	-	-	-	-	-	-	-	-	-
Totals		0	12	1-2	.500	0-0	.000	1-2	.500	1	1	2	0.4	2	1	1	0	0.6

Games played: 5
 Minutes/game: 2.4
 Points/game: 0.6
 FG Pct: 50.0
 FT Pct: 50.0

Rebounds/game: 0.4
 Assists/game: 0.2
 Turnovers/game: 0.2
 Assist/turnover ratio: 1.0

CAREER STATS

Season	gp-gs	min/avg	Total fg-fga	pct	3-Point fg-fga	pct	F-Throws ft-fa	pct	Rebounds off def tot	avg	pf	fo	ast	to	blk	stl	Scoring pts	avg
2017-18	10-1	52/5.2	3-12	.250	1-6	.167	6-6	1.000	5	2	7	0.7	7	0	0	5	13	1.3
2018-19	5-0	12/2.4	1-2	.500	0-0	.000	1-2	.500	1	1	2	0.4	2	0	1	1	3	0.6
TOTAL	15-1	64/4.3	4-14	.286	1-6	.167	7-8	.875	6	3	9	0.6	9	0	1	6	16	1.1



**KIERSTYN
REPP**

Sophomore | 5-10
 Archbold, Ohio
 Archbold

32

GUARD

CAREER NOTES

- Majoring in Business

PRIOR TO FORT WAYNE

- Set school records for most three-point field goals made in a game (9), season (87) and in a career (180)
- Named All-NWOAL, Crescent News, District 7 and All-Northwest District Division III Player of the Year

CAREER VS. SOUTH DAKOTA STATE

Season	gp-gs	min/avg	Total		3-Point		F-Throws			Rebounds				Scoring						
			fg-fga	pct	fg-fga	pct	ft-fga	pct		off	def	tot	avg	pts	pts	avg				
2017-18	2-0	62/31.0	11-24	.458	7-17	.412	0-0	.000		1	2	3	1.5	29	14.5					
2018-19	2-2	67/33.5	9-19	.474	6-13	.462	0-0	.000		1	4	5	2.5	24	12.0					
TOTAL	4-2	129/32.2	20-43	.465	13-30	.433	0-0	.000		2	6	8	2.0	53	13.3					

SINGLE-GAME HIGHS [all-time ranking]:

Points: 16, at South Dakota State -- 01/27/18; at South Dakota State -- 02/20/19

Rebounds: 4, at South Dakota State -- 02/20/19

Assists: 1, 4 times

Steals: 1, at South Dakota State -- 01/27/18

FG made: 6, at South Dakota State -- 01/27/18; at South Dakota State -- 02/20/19

FG attempts: 12, at South Dakota State -- 01/27/18; South Dakota State -- 02/24/18

3FG made: 4, at South Dakota State -- 01/27/18; at South Dakota State -- 02/20/19

3FG attempts: 9, South Dakota State -- 02/24/18

SEASON STATS

Opponent	Date	gs	min	Total		3-Pointers		Free throws		Rebounds				pf	a	l/o	blk	stl	pts	avg	
				fg-fga	pct	3fg-fga	pct	ft-fga	pct	off	def	tot	avg								
IU KOKOMO	11/06/18	*	30	5-12	.417	3-10	.300	0-0	.000	0	2	2	2.0	3	1	2	1	2	13	13.0	
at Western Michigan	11/08/18	*	31	3-8	.375	3-7	.429	0-0	.000	0	4	4	3.0	2	0	2	0	1	9	11.0	
TAYLOR (IN)	11/12/18	*	14	3-5	.600	1-3	.333	0-0	.000	0	2	2	2.7	2	1	1	1	0	7	9.7	
at Eastern Illinois	11/15/18	*	32	6-13	.462	5-10	.500	0-0	.000	0	4	4	3.0	2	1	2	0	1	17	11.5	
at Purdue	11/18/18	*	28	2-12	.167	0-6	.000	0-0	.000	0	1	1	2.6	5	0	2	1	1	4	10.0	
at Evansville	11/20/18	*	36	5-11	.455	4-9	.444	2-2	1.000	0	7	7	3.3	1	3	3	0	0	16	11.0	
SIUE	11/24/18	*	30	1-7	.143	0-6	.000	0-0	.000	0	4	4	3.4	2	0	0	0	0	2	9.7	
at Loyola-Chicago	11/29/18	*	9	1-1	1.000	1-1	1.000	0-0	.000	0	0	0	3.0	0	0	0	0	0	3	8.9	
at Milwaukee	12/01/18	*	36	4-8	.500	3-6	.500	1-2	.500	0	2	2	2.9	1	0	0	0	2	12	9.2	
EASTERN MICHIGAN	12/08/18	*	40	5-10	.500	4-8	.500	3-4	.750	0	0	0	2.6	1	0	2	0	3	17	10.0	
GOSHEN	12/16/18	*	38	8-16	.500	4-9	.444	0-0	.000	0	2	2	2.5	1	3	1	2	0	20	10.9	
VALPARAISO	12/19/18	*	37	4-13	.308	3-10	.300	2-2	1.000	0	1	1	2.4	1	2	2	0	0	13	11.1	
at North Dakota State	12/28/18	*	35	2-9	.222	2-6	.333	2-2	1.000	0	2	2	2.4	2	2	0	0	0	8	10.8	
at North Dakota	12/30/18	*	28	1-11	.091	1-7	.143	0-0	.000	0	2	2	2.4	5	0	0	1	0	3	10.3	
SOUTH DAKOTA STATE	01/03/19	*	31	3-8	.375	2-5	.400	0-0	.000	0	1	1	2.3	1	1	1	0	0	8	10.1	
ORAL ROBERTS	01/09/19	*	28	2-7	.286	1-5	.200	2-2	1.000	0	0	0	2.1	3	1	0	0	0	7	9.9	
at South Dakota	01/12/19	*	32	1-7	.143	1-6	.167	0-0	.000	0	2	2	2.1	0	0	0	0	0	3	9.5	
at Western Illinois	01/19/19	*	35	3-13	.231	2-9	.222	0-0	.000	0	3	3	2.2	2	1	2	0	0	8	9.4	
OMAHA	01/24/19	*	17	0-5	.000	0-3	.000	0-0	.000	0	2	2	2.2	1	0	0	0	0	0	8.9	
DENVER	01/26/19	*	29	3-9	.333	3-8	.375	0-0	.000	0	3	3	2.2	5	1	2	0	1	9	9.0	
at Oral Roberts	01/30/19	*	31	6-12	.500	3-7	.429	0-0	.000	1	3	4	2.3	2	2	0	0	2	15	9.2	
SOUTH DAKOTA	02/02/19	*	39	3-5	.600	3-5	.600	0-0	.000	0	1	1	2.2	2	0	2	0	0	9	9.2	
WESTERN ILLINOIS	02/06/19	*	36	6-16	.375	4-12	.333	0-0	.000	0	1	1	2.2	1	1	1	0	2	16	9.5	
at Denver	02/13/19	*	35	2-9	.222	2-8	.250	2-2	1.000	0	0	0	2.1	2	1	1	0	3	8	9.5	
at Omaha	02/16/19	*	36	4-10	.400	2-8	.250	0-0	.000	0	3	3	2.1	2	0	0	0	0	10	9.5	
at South Dakota State	02/20/19	*	36	6-11	.545	4-8	.500	0-0	.000	1	3	4	2.2	2	1	1	0	0	16	9.7	
NORTH DAKOTA	02/28/19	*	37	4-6	.667	3-5	.600	0-0	.000	0	2	2	2.2	2	1	1	0	0	11	9.8	
NORTH DAKOTA STATE	03/02/19	*	14	0-1	.000	0-1	.000	0-0	.000	0	1	1	2.1	1	0	0	0	0	0	9.4	
Totals			25	860	93-255	.365	64-188	.340	14-16	.875	2	58	60	2.1	54	23	28	6	18	264	9.4

Games played: 28
Minutes/game: 30.7
Points/game: 9.4
FG Pct: 36.5
3FG Pct: 34.0
FT Pct: 87.5

Rebounds/game: 2.1
Assists/game: 0.8
Turnovers/game: 1.0
Assist/turnover ratio: 0.8
Steals/game: 0.6
Blocks/game: 0.2

CAREER STATS

Season	gp-gs	min/avg	Total		3-Point		F-Throws			Rebounds				Scoring						
			fg-fga	pct	fg-fga	pct	ft-fga	pct		off	def	tot	avg	pts	pts	avg				
2017-18	28-14	750/26.8	75-220	.341	61-183	.333	11-15	.733		12	58	70	2.5	222	7.9					
2018-19	28-25	860/30.7	93-255	.365	64-188	.340	14-16	.875		2	58	60	2.1	264	9.4					
TOTAL	56-39	1610/28.8	168-475	.354	125-371	.337	25-31	.806		14	116	130	2.3	486	8.7					

SEASON HIGH CATEGORY CAREER HIGH

40, vs. Eastern Michigan, 12/8/2018	Minutes	40, vs. Eastern Michigan, 12/8/2018
20, vs. Goshen, 12/16/2018	Points	23, at North Dakota State, 1/20/2018
7, at Evansville, 11/20/2018	Rebounds	7, at Evansville, 11/20/2018
3, two times	Assists	3, two times
3, two times	Steals	3, two times
2, vs. Goshen, 12/16/2018	Blocks	2, two times
8, vs. Goshen, 12/16/2018	FG Made	8, two times
16, two times	FG Attempts	16, two times
5, at Eastern Illinois, 11/15/2018	3-PT Made	7, at North Dakota State, 1/20/2018
12, vs. Western Illinois, 2/6/2019	3-PT Attempts	13, at Coastal Carolina, 12/4/2017
3, vs. Eastern Michigan, 12/8/2018	FT Made	3, three times
4, vs. Eastern Michigan, 12/8/2018	FT Attempts	5, vs. UIC, 11/21/2017

ABOUT ARCHBOLD, OHIO

- Population 4,346 | Founded 1866
- A more well known former residents of Archbold include current NASCAR driver Sam Hornish Jr.
- Home to Sauder Woodworking Company, fifth largest residential furniture manufacturer in America and the world's leading manufacturer of ready-to-assemble furniture.

ABOUT ARCHBOLD HIGH SCHOOL

- Nicknamed the Blue Streaks.
- Holds eight state titles across four difference sports.
- Women's basketball owns 11 NWOAL championship titles

PURDUE FORT WAYNE SEASON STATS

RECORD:	OVERALL	HOME	AWAY	NEUTRAL
ALL GAMES	7-21	6-8	1-13	0-0
CONFERENCE	3-13	3-5	0-8	0-0
NON-CONFERENCE	4-8	3-3	1-5	0-0

#	Player	gp-gs	min	avg	Total		3-Point		F-Throw		Rebounds				pf	dq	a	to	blk	stl	pts	avg
					fg-fga	fg%	3fg-fga	3fg%	ft-fga	ft%	off	def	tot	avg								
00	Jaelencia Williams	28-7	521	18.6	95-196	.485	0-3	.000	65-113	.575	59	84	143	5.1	76	0	8	51	43	5	255	9.1
03	Sierra Bell	21-0	354	16.9	38-113	.336	8-32	.250	41-49	.837	14	45	59	2.8	56	3	53	59	2	19	125	6.0
04	Ellie Dykstra	24-1	168	7.0	12-27	.444	0-2	.000	5-8	.625	9	13	22	0.9	20	0	3	12	6	5	29	1.2
05	Hannah Hess	26-3	508	19.5	41-112	.366	19-66	.288	13-14	.929	13	54	67	2.6	37	0	28	32	4	15	114	4.4
10	Hannah Albrecht	28-27	831	29.7	84-218	.385	28-76	.368	37-45	.822	14	57	71	2.5	53	1	45	67	0	11	233	8.3
12	Anna Lappenkuper	28-28	849	30.3	54-155	.348	18-64	.281	14-22	.636	19	46	65	2.3	51	1	70	80	7	40	140	5.0
13	De'Jour Young	28-28	918	32.8	120-275	.436	32-91	.352	68-102	.667	58	113	171	6.1	71	2	60	76	12	44	340	12.1
14	Sh'Toya Sanders	25-21	557	22.3	92-189	.487	0-1	.000	46-87	.529	66	109	175	7.0	77	1	11	48	38	35	230	9.2
15	Camara Douglas	2-0	8	4.0	1-4	.250	0-0	.000	2-2	1.000	1	2	3	1.5	4	0	0	0	1	0	4	2.0
23	Amaya Johns	5-0	14	2.8	2-7	.286	0-2	.000	0-0	.000	0	3	3	0.6	1	0	0	1	1	1	4	0.8
31	Sofia Rajala	5-0	12	2.4	1-2	.500	0-0	.000	1-2	.500	1	1	2	0.4	2	0	1	1	0	0	3	0.6
32	Kierstyn Repp	28-25	860	30.7	93-255	.365	64-188	.340	14-16	.875	2	58	60	2.1	54	3	23	28	6	18	264	9.4
Team											45	53	98				12					
Total.....		28	5600		633-1553	.408	169-525	.322	306-460	.665	301	638	939	33.5	502	11	302	467	120	193	1741	62.2
Opponents.....		28	5600		704-1647	.427	184-549	.335	367-510	.720	347	666	1013	36.2	453	6	393	377	90	228	1959	70.0

TEAM STATISTICS			PFW	OPP	Date	Opponent	Score	Att.
SCORING			1741	1959	11/06/18	IU KOKOMO	w 87-50	983
Points per game			62.2	70.0	11/08/18	at Western Michigan	L 61-69	560
Scoring margin			-7.8	-	11/12/18	TAYLOR (IN)	w 84-74	441
FIELD GOALS-ATT			633-1553	704-1647	11/15/18	at Eastern Illinois	L 63-72	139
Field goal pct			.408	.427	11/18/18	at Purdue	L 44-78	5970
3 POINT FG-ATT			169-525	184-549	11/20/18	at Evansville	w 72-66	294
3-point FG pct			.322	.335	11/24/18	SIUE	L 49-57	351
3-pt FG made per game			6.0	6.6	11/29/18	at Loyola-Chicago	L 67-81	1203
FREE THROWS-ATT			306-460	367-510	12/01/18	at Milwaukee	L 48-70	481
Free throw pct			.665	.720	12/08/18	EASTERN MICHIGAN	L 72-87	351
F-Throws made per game			10.9	13.1	12/16/18	GOSHEN	w 86-45	181
REBOUNDS			939	1013	12/19/18	VALPARAISO	L 64-68	449
Rebounds per game			33.5	36.2	* 12/28/18	at North Dakota State	L 54-70	280
Rebounding margin			-2.6	-	* 12/30/18	at North Dakota	L 60-79	1333
ASSISTS			302	393	* 01/03/19	SOUTH DAKOTA STATE	L 52-85	529
Assists per game			10.8	14.0	* 01/09/19	ORAL ROBERTS	L 61-72	302
TURNOVERS			467	377	* 01/12/19	at South Dakota	L 51-69	2105
Turnovers per game			16.7	13.5	* 01/19/19	at Western Illinois	L 59-73	521
Turnover margin			-3.2	-	* 01/24/19	OMAHA	w 56-48	418
Assist/turnover ratio			0.6	1.0	* 01/26/19	DENVER	w 70-55	1536
STEALS			193	228	* 01/30/19	at Oral Roberts	L 56-66	1002
Steals per game			6.9	8.1	* 02/02/19	SOUTH DAKOTA	L 49-71	345
BLOCKS			120	90	* 02/06/19	WESTERN ILLINOIS	L 61-90	348
Blocks per game			4.3	3.2	* 02/13/19	at Denver	L 62-82	201
ATTENDANCE			7040	15980	* 02/16/19	at Omaha	L 61-70	437
Home games-Avg/Game			14-503	14-1141	* 02/20/19	at South Dakota State	L 68-92	1454
Neutral site-Avg/Game			-	0-0	* 02/28/19	NORTH DAKOTA	L 58-74	324
					* 03/02/19	NORTH DAKOTA STATE	w 66-46	482

Score by Periods	1st	2nd	3rd	4th	Totals
Purdue Fort Wayne	393	391	449	508	1741
Opponents	463	495	485	516	1959

* = Conference game
^ = at Memorial Coliseum

PURDUE FORT WAYNE SUMMIT LEAGUE STATS

RECORD:	OVERALL	HOME	AWAY	NEUTRAL
ALL GAMES	3-13	3-5	0-8	0-0
CONFERENCE	3-13	3-5	0-8	0-0
NON-CONFERENCE	0-0	0-0	0-0	0-0

#	Player	gp-gs	min	avg	Total		3-Point		F-Throw		Rebounds				pf	dq	a	to	blk	stl	pts	avg
					fg-fga	fg%	3fg-fga	3fg%	ft-fta	ft%	off	def	tot	avg								
00	Jaelencia Williams	16-2	287	17.9	52-120	.433	0-3	.000	32-49	.653	32	53	85	5.3	45	0	3	25	27	2	136	8.5
03	Sierra Bell	13-0	232	17.8	20-65	.308	5-21	.238	29-33	.879	8	26	34	2.6	36	3	35	43	0	6	74	5.7
04	Ellie Dykstra	13-0	91	7.0	4-14	.286	0-1	.000	4-6	.667	5	4	9	0.7	8	0	2	8	3	3	12	0.9
05	Hannah Hess	14-0	237	16.9	12-44	.273	5-25	.200	7-7	1.000	11	21	32	2.3	13	0	8	15	2	4	36	2.6
10	Hannah Albrecht	16-16	475	29.7	47-123	.382	18-45	.400	30-36	.833	9	38	47	2.9	32	0	23	43	0	5	142	8.9
12	Anna Lappenkuper	16-16	474	29.6	27-79	.342	6-29	.207	9-14	.643	5	22	27	1.7	29	1	30	48	3	22	69	4.3
13	De'Jour Young	16-16	516	32.2	68-157	.433	19-52	.365	23-38	.605	29	61	90	5.6	41	1	37	41	5	24	178	11.1
14	Sh'Toya Sanders	16-14	380	23.8	64-126	.508	0-1	.000	36-69	.522	45	80	125	7.8	50	1	6	35	27	24	164	10.3
15	Camara Douglas	1-0	2	2.0	0-1	.000	0-0	.000	0-0	.000	0	1	1	1.0	1	0	0	0	0	0	0	0.0
23	Amaya Johns	2-0	1	0.5	0-0	.000	0-0	.000	0-0	.000	0	1	1	0.5	1	0	0	0	0	0	0	0.0
31	Sofia Rajala	3-0	6	2.0	1-2	.500	0-0	.000	0-0	.000	1	0	1	0.3	1	0	0	0	0	0	2	0.7
32	Kierstyn Repp	16-16	499	31.2	46-139	.331	33-103	.320	6-6	1.000	2	29	31	1.9	33	2	12	11	1	8	131	8.2
Team											26	30	56					9				
Total.....		16	3200		341-870	.392	86-280	.307	176-258	.682	173	366	539	33.7	290	8	156	278	68	98	944	59.0
Opponents.....		16	3200		416-947	.439	97-299	.324	213-291	.732	191	383	574	35.9	257	4	224	188	52	142	1142	71.4

TEAM STATISTICS	PFW	OPP	Date	Opponent	Score	Att.
SCORING	944	1142	* 12/28/18	at North Dakota State	L 54-70	280
Points per game	59.0	71.4	* 12/30/18	at North Dakota	L 60-79	1333
Scoring margin	-12.4	-	* 01/03/19	SOUTH DAKOTA STATE	L 52-85	529
FIELD GOALS-ATT	341-870	416-947	* 01/09/19	ORAL ROBERTS	L 61-72	302
Field goal pct	.392	.439	* 01/12/19	at South Dakota	L 51-69	2105
3 POINT FG-ATT	86-280	97-299	* 01/19/19	at Western Illinois	L 59-73	521
3-point FG pct	.307	.324	* 01/24/19	OMAHA	W 56-48	418
3-pt FG made per game	5.4	6.1	* 01/26/19	DENVER	W 70-55	1536
FREE THROWS-ATT	176-258	213-291	* 01/30/19	at Oral Roberts	L 56-66	1002
Free throw pct	.682	.732	* 02/02/19	SOUTH DAKOTA	L 49-71	345
F-Throws made per game	11.0	13.3	* 02/06/19	WESTERN ILLINOIS	L 61-90	348
REBOUNDS	539	574	* 02/13/19	at Denver	L 62-82	201
Rebounds per game	33.7	35.9	* 02/16/19	at Omaha	L 61-70	437
Rebounding margin	-2.2	-	* 02/20/19	at South Dakota State	L 68-92	1454
ASSISTS	156	224	* 02/28/19	NORTH DAKOTA	L 58-74	324
Assists per game	9.8	14.0	* 03/02/19	NORTH DAKOTA STATE	W 66-46	482
TURNOVERS	278	188				
Turnovers per game	17.4	11.8				
Turnover margin	-5.6	-				
Assist/turnover ratio	0.6	1.2				
STEALS	98	142				
Steals per game	6.1	8.9				
BLOCKS	68	52				
Blocks per game	4.3	3.3				
ATTENDANCE	4284	7333				
Home games-Avg/Game	8-536	8-917				
Neutral site-Avg/Game	-	0-0				

* = Conference game
^ = at Memorial Coliseum

Score by Periods	1st	2nd	3rd	4th	Totals
Purdue Fort Wayne	217	197	237	293	944
Opponents	268	280	291	303	1142

TV/RADIO ROSTER



#00 JAELENCIA WILLIAMS

6-2 | Center | So.
Indianapolis, Indiana



#3 SIERRA BELL

5-7 | Guard | Jr.
Danville, Illinois



#4 ELLIE DYKSTRA

6-1 | Forward | Fr.
Byron Center, Michigan



#5 HANNAH HESS

5-10 | Guard | R-So.
Oregon, Ohio



#10 HANNAH ALBRECHT

5-7 | Guard | Jr.
Crown Point, Indiana



#12 ANNA LAPPENKÜPER

5-9 | Guard | Jr.
Herne, Germany



#13 De'JOUR YOUNG

5-7 | Guard | Sr.
Fort Wayne, Indiana



#14 SH'TOYA SANDERS

6-0 | Forward | R-Jr.
Fort Wayne, Indiana



#15 CAMARA DOUGLAS

5-11 | Forward | Fr.
San Diego, California



#23 AMAYA JOHNS

5-9 | Guard | Jr.
Plainfield, Illinois



#31 SOFIA RAJALA

6-0 | Forward | So.
Helsinki, Finland



#32 KIERSTYN REPP

5-10 | Guard | So.
Archbold, Ohio



NIECEE NELSON

Head Coach
Head Coach (3rd Season)
Concordia Portland '02



MARCIE ALBERTS

Assistant Coach
Ohio State '97



HALEY SEIBERT

Assistant Coach
IPFW '15



AKILAH SIMS

Assistant Coach
IUPUI '16



KENDALL FESTERVAND

Graduate Manager
U of Texas at Dallas '18

PRONUNCIATIONS

#00 - Jaelencia - JUH-len-see-uh

#12 - Anna Lappenküper - AHH-nuh LAH-pen-cooper

#13 - De'Jour - D-zuhr

#14 Sh'Toya - SHU-toy-yuh

#23 Amaya - UH-my-uh

#31 - Rajala - RUH-jah-Luh

#32 - Repp - Rep

Niecee - KNEE-see

Seibert - sigh-BURT



PURDUE FORT WAYNE MASTODONS

OVERALL 7-21 LEAGUE 3-13 NON-LEAGUE 4-8 HOME 6-8 AWAY 1-13 NEUTRAL 0-0

Head Coach: Niecee Nelson
Alma Mater: Concordia (OR) '02
Record at Fort Wayne: 16-69 (3 years)
42nd Season in Program History
All-Time Record: 473-673

Assistant Coaches: Marcie Alberts,
Haley Seibert and Akilah Sims
Team Captains: De'Jour Young



00 • JAELENCIA WILLIAMS • (*JUH-len-see-uh*) • C • Fr. • 6-2 • Indianapolis, Ind. • Southport

Season	GP	GS	MPG	Pts	PPG	RPG	Ast	Blk	Stl	FG%	3FG%	FT%
	28	7	18.6	255	9.1	5.11	8	43	5	.485	.000	.575
Career	GP	GS	MPG	Pts	PPG	RPG	Ast	Blk	Stl	FG%	3FG%	FT%
	56	22	18.6	484	8.6	5.00	18	69	12	.482	.333	.615

Season High	Career High	Career Notes
23, vs Oral Roberts, 1/9/19	23, vs Oral Roberts, 1/9/19	Double-Double.....1
18, vs North Dakota, 2/28/19	18, vs North Dakota, 2/28/19	20-point games.....12
3, at Milwaukee, 12/1/18	3, two times	10-point games.....21
1, four times	2, at Belmont, 11/15/17	10-rebound games.....2
7, vs Denver, 1/26/19	7, vs Denver, 1/26/19	Games with a block.....38
9, vs Oral Roberts, 1/9/19	9, vs Oral Roberts, 1/9/19	5-5-5 games.....1
9, vs Eastern Michigan, 12/8/18	9, vs Eastern Michigan, 12/8/18	



3 • SIERRA BELL • G • Jr. • 5-7 • Danville, Ill. • Northeast C.C.

Season	GP	GS	MPG	Pts	PPG	RPG	Ast	Blk	Stl	FG%	3FG%	FT%
	21	0	16.9	125	6.0	2.81	53	2	19	.336	.250	.837
Career	GP	GS	MPG	Pts	PPG	RPG	Ast	Blk	Stl	FG%	3FG%	FT%
	21	0	16.9	125	6.0	2.81	53	2	19	.336	.250	.837

Season High	Career High	Career Notes
15, vs IU Kokomo, 11/6/18	15, vs IU Kokomo, 11/6/18	10-point games.....2
8, vs IU Kokomo, 11/6/18	8, vs IU Kokomo, 11/6/18	5-point games.....13
9, vs Oral Roberts, 1/9/19	9, vs Oral Roberts, 1/9/19	5-rebound games.....6
8, vs IU Kokomo, 11/6/18	8, vs IU Kokomo, 11/6/18	5-assist games.....3
5, vs IU Kokomo, 11/6/18	5, vs IU Kokomo, 11/6/18	3-steal games.....1
2, two times	2, two times	5-5-5 games.....3
7, two times	7, two times	



4 • ELLIE DYKSTRA • F • Fr. • 6-1 • Byron Center Mich. • Byron Center

Season	GP	GS	MPG	Pts	PPG	RPG	Ast	Blk	Stl	FG%	3FG%	FT%
	24	1	7.0	29	1.2	0.92	3	6	5	.444	.000	.625
Career	GP	GS	MPG	Pts	PPG	RPG	Ast	Blk	Stl	FG%	3FG%	FT%
	24	1	7.0	29	1.2	0.92	3	6	5	.444	.000	.625

Season High	Career High	Career Notes
6, vs Eastern Michigan, 12/8/18	6, vs Eastern Michigan, 12/8/18	5-point games.....2
7, vs IU Kokomo, 11/6/18	7, vs IU Kokomo, 11/6/18	5-rebound games.....1
1, three times	1, three times	
2, vs South Dakota State, 1/3/19	2, vs South Dakota State, 1/3/19	
2, vs IU Kokomo, 11/6/18	2, vs IU Kokomo, 11/6/18	
3, vs Eastern Michigan, 12/8/18	3, vs Eastern Michigan, 12/8/18	
1, two times	1, two times	



5 • HANNAH HESS • G • So. • 5-9 • Oregon, Ohio • Clay H.S.

Season	GP	GS	MPG	Pts	PPG	RPG	Ast	Blk	Stl	FG%	3FG%	FT%
	26	3	19.5	114	4.4	2.58	28	4	15	.366	.288	.929
Career	GP	GS	MPG	Pts	PPG	RPG	Ast	Blk	Stl	FG%	3FG%	FT%
	53	5	16.5	211	4.0	1.89	43	6	25	.333	.278	.913

Season High	Career High	Career Notes
37, vs Taylor, 11/12/18	37, vs Taylor, 11/12/18	10-point games.....5
7, three times	7, three times	5-point games.....19
7, at Eastern Illinois, 11/15/18	7, at Eastern Illinois, 11/15/18	5-rebound games.....4
3, vs Taylor, 11/12/18	3, vs Taylor, 11/12/18	3-three's games.....5
6, vs Taylor, 11/12/18	6, vs Taylor, 11/12/18	3-steal games.....1
4, vs Taylor, 11/12/18	4, vs Taylor, 11/12/18	
3, vs Eastern Michigan, 12/8/18	3, two times	



10 • HANNAH ALBRECHT • G • Fr. • 5-7 • Crown Point, Ind. • Saint Joseph's (IN)

Season	GP	GS	MPG	Pts	PPG	RPG	Ast	Blk	Stl	FG%	3FG%	FT%
	28	27	29.7	233	8.3	2.54	45	0	11	.385	.368	.822
Career	GP	GS	MPG	Pts	PPG	RPG	Ast	Blk	Stl	FG%	3FG%	FT%
	55	53	30.3	429	7.8	2.71	98	5	31	.387	.389	.826

Season High	Career High	Career Notes
21, at Omaha, 2/16/19	23, at Maryville, 1/5/17 *	20-point games.....2
6, two times	7, two times *	10-point games.....17
5, vs Valparaiso, 12/19/18	8, vs Bellarmine, 1/28/17 *	5-rebound games.....9
2, at Western Michigan 11/8/18	3, six times *	5-assist games.....2
8, at Omaha, 2/16/19	10, vs Bellarmine, 12/30/17 *	3-three's games.....5
3, three times	3, eight times *	3-steal games.....2
8, vs Denver, 1/26/19	8, vs Denver, 1/26/19	



12 • ANNA LAPPENKÜPER • (*AHH-nuh LAH-pen-cooper*) • G • So. • 5-8 • Herne, Germany • Otto Hahn Gymnasium

Season	GP	GS	MPG	Pts	PPG	RPG	Ast	Blk	Stl	FG%	3FG%	FT%
	28	28	30.3	140	5.0	2.32	70	7	40	.348	.281	.636
Career	GP	GS	MPG	Pts	PPG	RPG	Ast	Blk	Stl	FG%	3FG%	FT%
	84	79	30.0	526	6.3	2.39	170	11	82	.359	.270	.748

Season High	Career High	Career Notes
20, at Denver, 2/13/19	20, at Denver, 2/13/19	10-point games.....1
5, two times	6, at Illinois, 11/10/17	10-point games.....22
7, vs Goshen, 12/16/18	7, two times	5-rebound games.....8
4, at North Dakota, 12/30/18	4, at North Dakota, 12/30/18	5-assist games.....8
8, at Denver, 2/13/19	8, at Denver, 2/13/19	3-three's games.....5
3, two times	3, five times	3-steal games.....8
4, two times	8, vs Loyola-Chicago, 11/12/17	



13 • De'JOUR YOUNG • (*D-zhur*) • G • Jr. • 5-7 • Fort Wayne, Ind. • Concordia Lutheran

Season	GP	GS	MPG	Pts	PPG	RPG	Ast	Blk	Stl	FG%	3FG%	FT%
	28	28	32.8	340	12.1	6.11	60	12	44	.436	.352	.667
Career	GP	GS	MPG	Pts	PPG	RPG	Ast	Blk	Stl	FG%	3FG%	FT%
	113	102	29.8	1185	10.5	5.24	198	42	138	.404	.278	.732


Season High	Career High	Career Notes
25, vs Omaha, 1/24/19	25, vs Omaha, 1/24/19	Double-Double.....6
14, two times	14, two times	20-point games.....9
4, five times	5, three times	10-point games.....59
6, vs Western Illinois, 2/6/19	6, vs Western Illinois, 2/6/19	10-rebound games.....8
10, vs Omaha, 1/24/19	10, vs Omaha, 1/24/19	5-assist games.....3
3, three times	3, four times	5-5-5 games.....4
8, vs Eastern Michigan, 12/8/18	8, two times	



14 • Sh'TOYA SANDERS • (*SHU-toy-yuh*) • F • Jr. • 6-0 • Fort Wayne, Ind. • Chicago State

Season	GP	GS	MPG	Pts	PPG	RPG	Ast	Blk	Stl	FG%	3FG%	FT%
	25	21	22.3	230	9.2	7.00	11	38	35	.487	.000	.529
Career	GP	GS	MPG	Pts	PPG	RPG	Ast	Blk	Stl	FG%	3FG%	FT%
	25	21	22.3	230	9.2	7.00	11	38	35	.487	.000	.529


Season High	Career High	Career Notes
22, vs North Dakota State, 3/2/19	38, at Northern Illinois, 11/22/16 *	Double-Double.....2
12, two times	23, at Northern Illinois, 11/22/16 *	20-point games.....1
3, vs North Dakota State, 3/2/19	3, four times *	10-point games.....13
7, vs North Dakota State, 3/2/19	7, vs North Dakota State, 3/2/19	10-rebound games.....4
5, two times	6, two times *	5-rebound games.....19
9, vs North Dakota State, 3/2/19	11, at Northern Illinois, 11/22/16 *	Games with a block.....16
6, vs North Dakota, 2/28/19	15, at Northern Illinois, 11/22/16 *	



15 • CAM DOUGLAS • F • Fr. • 5-11 • San Diego, Calif. • Mount Miguel

Season	GP	GS	MPG	Pts	PPG	RPG	Ast	Blk	Stl	FG%	3FG%	FT%
	2	0	4.0	4	2.0	1.50	0	1	0	.250	.000	1.000
Career	GP	GS	MPG	Pts	PPG	RPG	Ast	Blk	Stl	FG%	3FG%	FT%
	2	0	4.0	4	2.0	1.50	0	1	0	.250	.000	1.000

Season High	Career High	Career Notes
4, vs Goshen, 12/16/18	4, vs Goshen, 12/16/18	
2, vs Goshen, 12/16/18	2, vs Goshen, 12/16/18	
1, vs Goshen, 12/16/18	1, vs Goshen, 12/16/18	
1, vs Goshen, 12/16/18	1, vs Goshen, 12/16/18	
2, vs Goshen, 12/16/18	2, vs Goshen, 12/16/18	




23 • AMAYA JOHNS • (*UH-my-uh*) • G • Fr. • 5-9 • Plainfield, Ill. • Oswego East

Season	GP	GS	MPG	Pts	PPG	RPG	Ast	Blk	Stl	FG%	3FG%	FT%
	5	0	2.8	4	0.8	0.60	0	1	1	.286	.000	.000
Career	GP	GS	MPG	Pts	PPG	RPG	Ast	Blk	Stl	FG%	3FG%	FT%
	5	0	2.8	4	0.8	0.60	0	1	1	.286	.000	.000

31

SOFIA RAJALA / *BIH* / *geb. 1988-05-06* / Helsinki, Finland / Mäkelärintie Sports

Season High	Career High	Career Notes
2, two times	2, two times	
1, three times	1, three times	
1, two times	1, two times	
1, two times	1, two times	
1, two times	1, two times	
1, two times	1, two times	



31 • SOFIA RAJALA • (*RUH-jah-Luh*) • F • Fr. • 6-0 • Helsinki, Finland • Mäkelänrinne Sports

Season	GP	GS	MPG	Pts	PPG	RPG	Ast	Blk	Stl	FG%	3FG%	FT%
	5	0	2.4	3	0.6	0.40	1	0	0	.500	.000	.500
Career	GP	GS	MPG	Pts	PPG	RPG	Ast	Blk	Stl	FG%	3FG%	FT%
	15	1	4.3	16	1.1	0.60	1	0	0	.286	.167	.875

32. KIERSTYN REPP, (Bon), G., Fr., 5-10, Archbold, Ohio, Archbold

Season High	Career High	Career Notes
2, at South Dakota, 1/12/19	4, at South Dakota, 1/13/18	Member of the Finish National Team.
1, two times	2, three times	
1, vs Goshen, 12/16/18	1, vs Goshen, 12/16/18	
1, at South Dakota, 1/12/19	1, two times	Missed most of the 2017-18 season due to injury.
1, vs Goshen, 12/16/18	1, vs Western Illinois, 12/30/17	
1, vs Goshen, 12/16/18	4, at South Dakota, 1/13/18	



32 • KIERSTYN REPP • (*Rep*) • G • Fr. • 5-10 • Archbold, Ohio • Archbold

Season	GP	GS	MPG	Pts	PPG	RPG	Ast	Blk	Stl	FG%	3FG%	FT%
	28	25	30.7	264	9.4	2.14	23	6	18	.365	.340	.875
Career	GP	GS	MPG	Pts	PPG	RPG	Ast	Blk	Stl	FG%	3FG%	FT%
	56	39	28.8	486	8.7	2.32	42	10	30	.354	.337	.806

NIECEE NELSON • Head Coach • **Career Record:** 16-69 • **Alma Mater:** Concordia Portland '01

Season High	Career High	Career Notes
20, vs Goshen, 12/16/18	23, at North Dakota State, 1/20/18	20-point games.....2
7, at Evansville, 11/20/18	7, at Evansville, 11/20/18	10-point games.....22
3, two times	3, two times	5-point games.....36
3, two times	3, two times	3-steal games.....2
8, vs Goshen, 12/16/18	8, two times	3-three's games.....24
5, at Eastern Illinois, 11/15/18	7, at North Dakota State, 1/20/18	Games with a 3.....40
3, vs Eastern Michigan, 12/8/18	3, three times	



NIECEE NELSON • Head Coach • **Career Record:** 16-69 • **Alma Mater:** Concordia Portland '02

- KNEE-see • Enters 3rd season at the helm of the program. Named head coach on April 18, 2016.
- 14th head coach in program history. • Was an assistant at Fort Wayne during 2004-05 season.
- Played four years at Concordia. 2000-01 NAIA All-American and 1997-98 Conference Freshman of the Year.

- Was an assistant coach at the University of San Diego for 11 seasons.
- Helped lead San Diego to an overall record of 222-124 since 2005, including five consecutive 20-win seasons and WNIT appearances.
- Niecee and her husband, Steve, have two children: son Sebastian and daughter Skyler.