

# PURDUE — FORT WAYNE —

## PURDUE FORT WAYNE RECORD

OVERALL: 6-15	LOSS-1
SUMMIT LEAGUE: 2-7	LOSS-1
NON-LEAGUE: 4-8	LOSS-1
HOME: 5-5	WIN-2
AWAY: 1-10	LOSS-7
NEUTRAL: 0-0	LOSS-1

## 2018-19 SCHEDULE

### NOVEMBER (3-5)

6	IU KOKOMO	W, 87-50
8	at Western Michigan	L, 69-61
12	TAYLOR	W, 84-74
15	at Eastern Illinois	L, 72-63
18	at Purdue	L, 78-44
20	at Evansville	W, 72-66
24	SIUE	L, 57-49
29	at Loyola-Chicago	L, 81-67

### DECEMBER (1-5)

1	at Milwaukee	L, 70-48
8	Eastern Michigan	L, 87-72
16	Goshen	W, 86-45
19	Valparaiso	L, 68-64
28	at North Dakota State	L, 70-54
30	at North Dakota	L, 79-60

### JANUARY (2-5)

3	SOUTH DAKOTA STATE	L, 85-52
9	ORAL ROBERTS	L, 72-61
12	at South Dakota	L, 69-51
19	at Western Illinois	L, 73-59
24	OMAHA	W, 56-48
26	DENVER	W, 70-55
30	at Oral Roberts	L, 66-56

### FEBRUARY (0-0)

2	SOUTH DAKOTA	2 P.M.
6	WESTERN ILLINOIS	7 P.M.
13	at Denver	9 P.M.
16	at Omaha	2 P.M.
20	at South Dakota State	8 P.M.
28	NORTH DAKOTA	5 P.M.

### MARCH (0-0)

2	NORTH DAKOTA STATE	2 P.M.
SUMMIT LEAGUE TOURNAMENT (Mar. 8-11)		
8-9	Quarterfinals	TBD
10	Semifinals	TBD
11	Championship	TBD

• Summit League Matches

CAPS/BOLD = Home Matches | All Times Eastern

## PURDUE FORT WAYNE REFERENCES

As a part of university changes beginning July 1, 2018, we respectfully ask to refer to any athletic-related subjects as "Purdue Fort Wayne" or the "Purdue Fort Wayne Mastodons." **PLEASE DO NOT IN ANY CONTEXT** refer to any team as "IPFW" or "Indiana University - Purdue University Fort Wayne" as it **no longer exists**. Please **do not** use "Lady 'Dons" when referring to women's teams.



# WOMEN'S BASKETBALL

## PURDUE FORT WAYNE MASTODONS

6-15, 2-7 SUMMIT LEAGUE

VS

## SOUTH DAKOTA COYOTES

19-3, 7-1 SUMMIT LEAGUE



### LAST GAME:

L, 66-56 at Oral Roberts (Jan. 30)

### COACH:

Niece Nelson | 3rd Season

### SCORING LEADER:

De'Jour Young | 12.7 ppg

### REBOUNDING LEADER:

De'Jour Young | 6.5 rpg

### ASSIST LEADER:

Anna Lappenkuper | 2.7 apg

### STEAL LEADER:

Anna Lappenkuper | 1.5 spg

### BLOCK LEADER:

Jaelencia Williams | 1.4 bpg

### TALE OF THE TAPE

CATEGORY	'DONS	USD
POINTS SCORED	62.7	77.5
POINTS ALLOWED	68.3	59.0
FG PCT.	.406	.448
OPP. FG PCT.	.415	.381
3-POINT PCT.	.331	.369
OPP. 3-POINT PCT.	.320	.318
FREE THROW PCT.	.663	.783
REBOUNDS	34.7	38.6
REBOUND MARGIN	-1.7	+8.3
ASSISTS	11.1	15.5
TURNOVERS	16.6	13.6
STEALS	6.8	9.5
BLOCKED SHOTS	4.2	3.4

### LAST GAME:

W, 92-49 vs Western Illinois (Jan. 26)

### COACH:

Dawn Plitzuweit | 3rd Season

### SCORING LEADER:

Ciara Duffy | 15.0 ppg

### REBOUNDING LEADER:

Hannah Sjerven | 5.8 rpg

### ASSIST LEADER:

Ciara Duffy | 3.2 apg

### STEAL LEADER:

Allison Arens | 1.9 spg

### BLOCK LEADER:

Hannah Sjerven | 1.7 bpg

## GAMEDAY INFORMATION

WHEN: February 2 | 12 p.m.

WHERE: Fort Wayne, Ind. | Gates Sports Center (1,800)

LIVE STATS: Purdue Fort Wayne Live Stats

LIVE AUDIO: Purdue Fort Wayne Broadcast

LIVE VIDEO: Mastodon All-Access

SERIES HISTORY: South Dakota leads 14-3

LAST MEETING: South Dakota 69, Purdue Fort Wayne 51 | January 12, 2019 | Vermillion, S.D.

## MASTODON PROBABLE STARTERS (SUBJECT TO CHANGE)



**Hannah Albrecht**

5-7 Jr.

Crown Point, Ind. / Crown Point H.S. / Saint Joseph's (IN)

GP	GS	PPG	RPG	Ast	FG%	3FG%	FT%
21	20	7.9	2.43	35	.394	.407	.778



**Anna Lappenkuper**

5-8 Jr.

Herne, Germany / Otto Hahn Gymnasium

GP	GS	PPG	RPG	Ast	FG%	3FG%	FT%
21	21	5.3	2.62	56	.350	.321	.636



**De'Jour Young**

5-7 Sr.

Fort Wayne, Ind. / Concordia Lutheran

GP	GS	PPG	RPG	Ast	FG%	3FG%	FT%
21	21	12.7	6.48	41	.431	.357	.702



**Sh'Toya Sanders**

6-0 R-Jr.

Fort Wayne, Ind. / Wayne H.S. / Chicago State

GP	GS	PPG	RPG	Ast	FG%	3FG%	FT%
18	15	7.7	6.94	8	.452	.000	.490



**Kierstyn Repp**

5-10 So.

Archbold, Ohio / Archbold

GP	GS	PPG	RPG	Ast	FG%	3FG%	FT%
21	18	9.2	2.29	19	.345	.326	.857

[GoMastodons.com/WBBstats](http://GoMastodons.com/WBBstats)



@MastodonWBB

@GoMastodons

#GoDons

## 2018-19 SUMMIT LEAGUE STANDINGS

(as of 1/31/2019)

Team	Summit				Overall					
	Rec.	Pct.	PF	PA	Rec.	Pct.	PF	PA	Last 10	Strk.
South Dakota State	8-1	0.889	736	550	16-6	0.727	1705	1407	8-2	Won 6
South Dakota	7-1	0.875	668	514	19-3	0.864	1705	1299	8-2	Won 6
Denver	5-4	0.556	719	679	12-10	0.545	1791	1676	5-5	Lost 2
Oral Roberts	5-4	0.556	648	621	12-10	0.545	1578	1498	5-5	Won 2
Western Illinois	4-4	0.500	587	608	8-13	0.381	1546	1627	5-5	Lost 1
North Dakota	3-5	0.375	523	578	8-13	0.381	1329	1476	5-5	Lost 4
North Dakota State	3-5	0.375	468	584	6-14	0.300	1152	1385	3-7	Lost 2
Purdue Fort Wayne	2-7	0.222	519	617	6-15	0.286	1316	1434	2-8	Lost 1
Omaha	1-7	0.125	473	590	7-14	0.333	1269	1354	2-8	Won 1

## 2018-19 SUMMIT LEAGUE PLAYERS OF THE WEEK

Date	Player	Pos.	School	Feb. 12
Nov. 12	Taylor Frederick	F	South Dakota	Feb. 18
Nov. 19	Macy Miller	G	South Dakota State	Feb. 25
Nov. 26	Madison Nelson	F	Denver	
Dec. 3	Lexi Klabo	F	North Dakota	
Dec. 10	Hannah Sjerven	C	South Dakota	
Dec. 17	Ciara Duffy	G	South Dakota	
Dec. 22	Taylor Higginbotham	G	Western Illinois	
Dec. 31	Lexi Klabo	F	North Dakota	
Jan. 7	Lauren Loven	G	Denver	
Jan. 15	Myah Selland	F	South Dakota State	
Jan. 21	Olivia Kaufmann	G	Western Illinois	
Jan. 28	<i>De'Jour Young</i>	<i>G</i>	<i>Purdue Fort Wayne</i>	
	Keni Jo Lippe	G	Oral Roberts	
Feb. 4				

## SUMMIT LEAGUE COMPOSITE SCHEDULE

<b>Friday, December 28</b> Denver 95, Omaha 68 South Dakota State 93, Western Illinois 84	<b>Wednesday, January 16</b> Omaha 70, Western Illinois 78	<b>Saturday, February 2</b> South Dakota State at Oral Roberts 3 P.M.
<b>Sunday, December 30</b> South Dakota 67, North Dakota State 41 Oral Roberts 71, Omaha 56 Denver 78, Western Illinois 87	<b>Thursday, January 17</b> North Dakota State 54, Denver 81	<b>Sunday, February 3</b> North Dakota State at Western Illinois 5:30 P.M. North Dakota at Omaha TBA
<b>Wednesday, January 2</b> North Dakota 75, Oral Roberts 67	<b>Friday, January 18</b> South Dakota State 66, North Dakota 48 South Dakota 76, Oral Roberts 72	<b>Wednesday, February 6</b> Denver at Oral Roberts 8 P.M. Omaha at South Dakota 8 P.M.
<b>Thursday, January 3</b> South Dakota 99, Denver 104	<b>Sunday, January 20</b> North Dakota 57, North Dakota State 69 Oral Roberts 76, Denver 93 South Dakota 80, Omaha 49	<b>Thursday, February 7</b> North Dakota State at North Dakota 8 P.M.
<b>Saturday, January 5</b> Western Illinois 64, Oral Roberts 68 North Dakota 66, Denver 87	<b>Wednesday, January 23</b> North Dakota State at South Dakota State	<b>Saturday, February 9</b> Denver at North Dakota State 2 P.M. Oral Roberts at South Dakota 2 P.M. North Dakota at South Dakota State 3 P.M. Western Illinois at Omaha TBA
<b>Sunday, January 6</b> South Dakota State 98, South Dakota 105 North Dakota State 61, Omaha 78	<b>Thursday, January 24</b> South Dakota at North Dakota	<b>Wednesday, February 13</b> Oral Roberts at North Dakota State 8 P.M. South Dakota State at Omaha 8 P.M.
<b>Wednesday, January 9</b> Denver 59, South Dakota State 76 Omaha 57, North Dakota 68	<b>Saturday, January 26</b> Western Illinois 49, South Dakota 92 North Dakota State 72, Oral Roberts 101 Omaha 47, South Dakota State 81	<b>Saturday, February 16</b> South Dakota State at North Dakota State 2 P.M. Oral Roberts at North Dakota 3 P.M. South Dakota at Western Illinois 5:30 P.M.
<b>Friday, January 11</b> Western Illinois 60, North Dakota State 68	<b>Wednesday, January 30</b> Peru State 44, Omaha 91	<b>Thursday, February 21</b> Denver at South Dakota 8 P.M.
<b>Saturday, January 12</b> Oral Roberts 55, South Dakota State 68	<b>Thursday, January 31</b> South Dakota State 83, Denver 67	<b>Saturday, February 23</b> Denver at North Dakota 12 P.M. Omaha at North Dakota State 2 P.M. Oral Roberts at Western Illinois 5:30 P.M.
<b>Sunday, January 13</b> Western Illinois 92, North Dakota 80	<b>Friday, February 1</b> North Dakota at Western Illinois TBA	

## PURDUE FORT WAYNE AT A GLANCE

### GENERAL INFO

Address	2101 E. Coliseum Blvd.
City/Zip	Fort Wayne, IN / 46805
Founded	1964
Enrollment	10,414
Nickname	Mastodons
Colors	Gold and Black
Affiliation	NCAA Division I
Conference	The Summit League
Chancellor	Dr. Ron Elsenbaumer
Athletic Director	Kelley Hartley Hutton

### MEDIA SERVICES

Asst. Director / WBB Contact	Brian Alden
E-mail	aldenbs@pfw.edu
Office Phone	(260) 481-6646
Cell Phone	(859) 468-8963
Office Fax	(260) 481-6002

### COACHING STAFF

Head Coach	Niecee Nelson
Alma Mater 'Yr.	Concordia Portland '02
Record at School/Yrs.	15-63 / 3rd
Career Record/Yrs.	Same
Assistant Coach	Marcie Alberts (6th season)
Alma Mater 'Yr.	Ohio State '97
Assistant Coach	Haley Seibert (4th season)
Alma Mater 'Yr.	IPFW '15
Assistant Coach	Akilah Sims (1st season)
Alma Mater 'Yr.	IUPUI '16

### SEASON IN REVIEW

2017-18 Overall Record	4-24
2017-18 Summit Record/Finish	1-13 / 8th
Letterwinners Returning/Lost	7 / 5
Starters Returning/Lost	4 / 1
Newcomers	5

### HISTORY

First Year of Varsity Basketball	1976-77
First Year of NCAA Division I Basketball	2001-02
First Year in The Summit League	2007-08
All-Time Record	471-667
All-Time Division I Record	167-350
All-Time Summit League Record	73-119
All-time NCAA Tournament Record	0-3
Last NCAA Appearance	3/7/1996
Result	L, 71-79 vs. Lake Superior State
Years in Post-Season play	12
Last Post-Season Game	3/19/2014 (WBI)
Result	L, 84-71 at UIC

First Varsity Game	12/9/76 at Huntington; L, 41-38
500th Game	1/9/97 at Saint Joseph's (IN); W, 73-61
750th Game	1/25/06 vs. Butler; L, 70-60
1,000th Game	3/19/14 at UIC; L, 84-71

First Program Victory	12/11/76 vs. Grace; W, 72-31
250th Program Victory	2/10/96 at Kentucky Wesleyan; W, 91-76

### Conference/Membership Affiliations

AIAW Independent	1976-77 to 1981-82
NCAA D-III Independent	1982-83 to 1983-84
NCAA D-II Great Lakes Valley Conference	1984-85 to 2000-01
NCAA D-I Independent	2001-02 to 2006-07
NCAA D-I The Summit League	2007-08 to present

# PURDUE FORT WAYNE MASTODONS ROSTER

No.	Name	Ht.	Pos.	Cl.	Hometown	High School / Previous School
00	Jaelencia Williams ( <i>JUH-len-see-uh</i> )	6-2	C	So.	Indianapolis, Ind.	Southport
3	Sierra Bell	5-7	G	Jr.	Danville, Ill.	Schlarman Academy / Northeast Community College
4	Ellie Dykstra	6-1	F	Fr.	Byron Center Mich.	Byron Center
5	Hannah Hess	5-10	G	R-So.	Oregon, Ohio	Clay
10	Hannah Albrecht	5-7	G	Jr.	Crown Point, Ind.	Crown Point / Saint Joseph's (IN)
12	Anna Lappenküper ( <i>AHH-nuh LAH-pen-cooper</i> )	5-8	G	Jr.	Herne, Germany	Otto Hahn Gymnasium
13	De'Jour Young ( <i>D-zhur</i> )	5-7	G	Sr.	Fort Wayne, Ind.	Concordia Lutheran
14	Sh'Toya Sanders ( <i>SHUH-toy-yuh</i> )	6-0	F	R-Jr.	Fort Wayne, Ind.	Wayne / Chicago State
15	Cam Douglas	5-11	F	Fr.	San Deigo, Calif.	Mount Miguel
23	Amaya Johns ( <i>UH-my-yuh</i> )	5-9	G	Fr.	Plainfield, Ill.	Oswego East
31	Sofia Rajala ( <i>RUH-jah-Luh</i> )	6-0	F	So.	Helsinki, Finland	Mäkelänrinne Sports
32	Kierstyn Repp ( <i>Rep</i> )	5-10	G	So.	Archbold, Ohio	Archbold

**Head Coach:** Niecee Nelson (*KNEE-see*)  
**Assistant Coaches:** Marcie Alberts, Haley Seibert (*sigh-BERT*) and Akilah Sims  
**Graduate Manager:** Kendall Festervand

# SOUTH DAKOTA COYOTES ROSTER

No.	Name	Pos.	Cl.	Ht.	Hometown	Previous School
1	Claudia Kunzer ( <i>KUN-zer</i> )	G	5-7	So.	Bartlett, Ill.	Montini Catholic
2	Liv Korngable	G	5-8	So.	Rochester, Minn.	Mayo
4	Courtney Schoenbeck ( <i>SHOWN-beck</i> )	G	5-8	Fr.	Walworth, Wis.	Big Foot
10	Allison Arens ( <i>ARNS</i> )	G	5-10	Sr.	Crofton, Neb.	Crofton
11	Monica Arens ( <i>ARNS</i> )	G	5-10	So.	Crofton, Neb.	Crofton
14	Regan Sankey ( <i>SANK-ee</i> )	F	6-1	Fr.	Lincoln, Neb.	Lincoln East
15	Taylor Frederick	F	6-0	Jr.	Earling, Iowa	Harlan Community
20	Megan Bonar ( <i>BOH-nar</i> )	F	6-1	Jr.	Gardner, Kan.	De Soto
21	Taylor Terronez ( <i>ter-AWH-nez</i> )	G	5-10	Fr.	Watertown, S.D.	Watertown
22	Chloe Lamb	G	5-9	So.	Onida, S.D.	Sully Buttes
23	Madison McKeever	G	5-7	Jr.	Erschine, Minn.	Win-E-Mac
24	Ciara Duffy ( <i>KEER-uh</i> )	G	6-1	Jr.	Rapid City, S.D.	St. Thomas More
34	Hannah Sjerven ( <i>SURE-vin</i> )	C	6-2	R-So.	Rogers, Minn.	New Mexico
35	Allison Peplowski ( <i>peh-PLOW-ski</i> )	F	6-1	Fr.	Williamston, Mich.	Williamston

**Head Coach:** Dawn Plitzuweit (*PLITTS-zoo-white*)  
**Assistant Coaches:** Jason Jeschke, Aaron Horn and Jenna Freudenberg

## All-Time Results vs. South Dakota

12/1/2011	H	SOUTH DAKOTA	W, 65-63	Fort Wayne, Ind.
2/27/2012	A	South Dakota	L, 56-70	Vermillion, S.D.
1/17/2013	A	South Dakota	L, 51-82	Vermillion, S.D.
2/16/2013	H	SOUTH DAKOTA	W, 71-64	Fort Wayne, Ind.
1/18/2014	H	SOUTH DAKOTA	W, 96-78	Fort Wayne, Ind.
2/13/2014	A	South Dakota	L, 71-84	Vermillion, S.D.
1/22/2015	H	SOUTH DAKOTA	L, 72-73	Fort Wayne, Ind.
2/6/2015	A	South Dakota	L, 80-91	Vermillion, S.D.
3/7/2015	N	South Dakota	L, 70-78	Sioux Falls, S.D.
1/21/2016	A	South Dakota	L, 60-92	Vermillion, S.D.
2/25/2016	H	SOUTH DAKOTA	L, 63-90	Fort Wayne, Ind.
1/18/2017	A	South Dakota	L, 59-87	Vermillion, S.D.
2/9/2017	H	SOUTH DAKOTA	L, 55-82	Fort Wayne, Ind.
1/13/2018	A	South Dakota	L, 43-85	Vermillion, S.D.
2/7/2018	H	SOUTH DAKOTA	L, 60-79	Fort Wayne, Ind.
3/3/2018	N	South Dakota	L, 32-83	Sioux Falls, S.D.
1/12/2019	A	South Dakota	L, 51-69	Vermillion, S.D.

**Overall:** 3-14  
**League:** 3-12  
**Home:** 3-4  
**Away:** 0-8  
**Neutral:** 0-2

## Mastodons vs.

18-19 OPPONENTS	All-Time	Under Nelson
Denver	4-8	1-4
Eastern Illinois	2-4	1-1
Eastern Michigan	0-2	0-1
Evansville	2-1	1-0
Goshen	4-6	1-0
IU Kokomo	1-0	1-0
Loyola-Chicago	1-2	1-1
Milwaukee	2-5	0-2
North Dakota	0-2	0-1
North Dakota State	9-19	1-4
Omaha	7-6	3-2
Oral Roberts	5-16	0-6
Purdue	0-6	0-1
SIUE	9-11	0-1
South Dakota	3-13	0-5
South Dakota State	1-32	0-5
Taylor	7-4	1-0
Valparaiso	5-11	0-1
Western Illinois	10-14	0-5
Western Michigan	1-5	0-2
TOTALS	73-167	11-42

# ON THIS DATE... FEBRUARY 2 (6-5)

2009	at #19 South Dakota State	L, 56-83
2008	NORTH DAKOTA STATE	L, 65-67
1995	WISCONSIN-PARKSIDE	W, 79-62
1991	SAINT JOSEPH'S (IN)	W, 84-76
1989	at Bellarmine	L, 51-87
1985	at Southern Indiana	W, 60-58
1984	at Taylor (IN)	L, 63-71
1983	TAYLOR (IN)	W, 60-45
1982	MANCHESTER	W, 63-55
1980	at Purdue-Calumet	L, 52-58
1978	INDIANA TECH	W, 47-37

# ALL-TIME IN FEBRUARY... BY DAY AND LOCATION

Sunday	1-7
Monday	9-15
Tuesday	13-9
Wednesday	10-10
Thursday	38-54
Friday	3-4
Saturday	66-75
Home	85-64
Away	52-108
Neutral	3-2

# ALL-TIME RECORD... BY DAY OF THE WEEK

Sunday	16-46
Monday	37-53
Tuesday	48-61
Wednesday	37-55
Thursday	105-134
Friday	33-55
Saturday	191-258

# ALL-TIME RECORD... BY MONTH

November	65-94
December	112-152
January	137-216
February	140-175
March	17-30

## Mastodons vs.

SUMMIT LEAGUE	All-Time	Under Nelson
Denver	4-8	1-4
North Dakota	0-2	0-1
North Dakota State	9-19	1-4
Omaha	7-6	3-2
Oral Roberts	5-16	0-6
South Dakota	3-13	0-5
South Dakota State	1-32	0-5
Western Illinois	10-14	0-5
TOTALS	39-110	29-51



## HEAD COACH NIECEE NELSON

Niecee Nelson was appointed as Fort Wayne's women's basketball head coach on April 18, 2016. An assistant coach at the University of San Diego for 11 seasons, she is the 14th head coach in the 40-year history of the program. Nelson is no stranger to Fort Wayne, however, having served as an assistant coach for the Mastodons for one season during 2004-05, after getting her start in coaching as a graduate assistant at the University of Wyoming for two seasons (2002-04).

Nelson helped lead San Diego to an overall record of 222-124 since 2005, including five consecutive 20-win seasons and postseason WNIT appearances. The Toreros, under the direction of head coach Cindy Fisher, made one NCAA Tournament appearance since '05, winning the WCC Tournament in 2008, and have made six overall appearances in the WNIT, first advancing to the event in 2007. USD was 25-8 in 2015-16, tying for the second-most wins in program history while advancing to the third round of the WNIT.

Nelson's on court responsibilities at USD included point guard and shooting guard development, while serving as the program's offensive coordinator. She has helped develop 13 All-WCC First Team guards, including Dominique Conners, a three-time honoree and USD's all-time leader in points and steals. Nelson also helped develop Amanda Rego, the program's only WCC Player of the Year (2006-07), who was the national assist leader that season, and is the school's career leader in assists.

Nelson's off court responsibilities at USD included serving as the program's academic coordinator, budget management and ordering of team equipment, including uniforms and apparel, as well as managing team travel. Additionally, she shared in the duties of recruiting as well as the opponent scouting and game strategy. Nelson has also assisted in creating practice plans and individual workouts.

Nelson was an assistant at Fort Wayne during 2004-05, with primary responsibilities in team travel, post player development, marketing and academic support. Within two months of arriving at Fort Wayne, she was promoted to recruiting coordinator, leading the charge in overseas recruiting into Brazil and Europe.

Prior to Fort Wayne, Nelson served as a graduate assistant at Wyoming with Coach Fisher. She worked closely with the staff and team on practice and game day coaching, individual workouts, academic support, film exchange, and guard and post development.

Nelson earned 2001 NAIA All-America honors at Concordia University in Portland, Oregon. A two-time team captain, she was named to the 2001 Lutheran Brotherhood All-America Team. Nelson was a two-time All-Cascade Conference First Team selection (2001, 2002), and the 1998 Cascade Conference Freshman of the Year.

Nelson graduated from Concordia in 2002 with a Bachelor of Arts degree in Education with an emphasis in Elementary Education, adding minors in Business Marketing and Psychology. She earned a Master of Science degree in Kinesiology and Health with an emphasis in Health Promotion from Wyoming in 2004.

Niecee and her husband, Steve, have two children: son Sebastian and daughter Skyler.

## PURDUE FORT WAYNE IN SUMMIT LEAGUE AND NCAA STATISTICS

TEAM		(of 349)	(of 9)
	Statistic	NCAA	Summit
Assist Turnover Ratio	0.67	269	8
Assists	233	244	8
Assists Per Game	11.1	299	9
Blocked Shots	89	36	2
Blocked Shots Per Game	4.2	66	2
Fewest Fouls	388	295	5
Fewest Turnovers	349	262	8
Field-Goal Percentage	40.6	157	5
Field-Goal Percentage Defense	41.5	263	7
Free Throw Attempts	341	158	7
Free Throws Made	226	183	8
Free-Throw Percentage	66.3	248	8
Personal Fouls Per Game	18.5	238	5
Rebound Margin	-1.7	237	6
Rebounds	731	189	7
Rebounds Per Game	34.81	296	7
Scoring Defense	68.3	258	5
Scoring Margin	-5.6	275	7
Scoring Offense	62.7	217	7
Steals	142	218	7
Steals Per Game	6.8	257	7
Three Pt FG Defense	32	211	3
Three-Point Field Goals Attempted	405	122	6
Three-Point Field Goals Made	134	108	6
Three-Point Field Goals Per Game	6.4	130	6
Three-Point Field-Goal Percent	33.1	96	5
Turnover Margin	-2.95	306	7
Turnovers Forced	13.67	314	8
Turnovers Per Game	16.6	207	8

## INDIVIDUAL

	Statistic	NCAA	Summit
Blocked Shots			
Jaelencia Williams	30	76	4
Sh'Toya Sanders	26	111	5
Blocked Shots Per Game			
Sh'Toya Sanders	1.44	98	4
Jaelencia Williams	1.43	105	5
Minutes Played			
De'Jour Young	695:55	75	2
Rebounds Per Game			
Sh'Toya Sanders	6.9	250	5
Three-Point Field Goals Attempted			
Kierstyn Repp	141	59	4
Three-Point Field Goals Made			
Kierstyn Repp	46	93	5
Three-Point Field Goals Per Game			
Kierstyn Repp	2.19	141	5
Three-Point Field-Goal Percentage			
Kierstyn Repp	32.6	174	6

As of 1/30

Does not include teams reclassifying

## Season and Career Totals 2018-19 Career

### DOUBLE-DOUBLES

De'Jour Young	2	6
Jaelencia Williams	1	1
Sh'Toya Sanders	1	1

### 20-PLUS POINT GAMES

De'Jour Young	4	8
Kierstyn Repp	1	2
Jaelencia Williams	2	2
Hannah Albrecht	-	1

### DOUBLE-DIGIT SCORING GAMES

De'Jour Young	15	54
Anna Lappenküper	3	21
Jaelencia Williams	7	18
Kierstyn Repp	8	18
Hannah Albrecht	6	13
Sh'Toya Sanders	7	7
Hannah Hess	3	5
Sierra Bell	2	2

### 10-PLUS REBOUND GAMES

De'Jour Young	2	8
Sh'Toya Sanders	3	3
Jaelencia Williams	1	2

### 5-PLUS ASSIST GAMES

Anna Lappenküper	3	7
De'Jour Young	-	3
Sierra Bell	2	2
Hannah Hess	1	1
Hannah Albrecht	1	1

### 3-PLUS STEAL GAMES

De'Jour Young	3	13
Anna Lappenküper	5	9
Hannah Albrecht	-	3
Sh'Toya Sanders	2	2
Sierra Bell	1	1
Hannah Hess	1	1
Kierstyn Repp	1	1

### 3-PLUS THREE-POINT FG GAMES

Kierstyn Repp	10	20
Anna Lappenküper	2	5
Hannah Hess	3	5
Hannah Albrecht	2	4
De'Jour Young	2	2

### STARTS

De'Jour Young	21	95
Anna Lappenküper	21	70
Hannah Albrecht	20	46
Kierstyn Repp	18	33
Jaelencia Williams	6	21
Sh'Toya Sanders	15	15
Hannah Hess	3	5
Sofia Rajala	-	1
Ellie Dykstra	1	1

### 5-5-5 GAMES

At least 5 in three categories (pts, rbs, ast, stl or blk)		
De'Jour Young	-	3
Sierra Bell	2	2
Jaelencia Williams	1	1

## Single Game Stat Leaders 2018-19 Career

### TEAM LEADER IN POINTS

De'Jour Young	8	32
Jaelencia Williams	3	10
Kierstyn Repp	3	7
Anna Lappenküper	1	5
Hannah Albrecht	3	5
Sh'Toya Sanders	2	2
Sierra Bell	1	1

### TEAM LEADER IN REBOUNDS

De'Jour Young	7	42
Jaelencia Williams	4	17
Sh'Toya Sanders	11	11
Anna Lappenküper	-	1
Hannah Albrecht	-	1
Kierstyn Repp	-	1
Sierra Bell	1	1

### TEAM LEADER IN ASSISTS

De'Jour Young	5	25
Anna Lappenküper	10	23
Hannah Albrecht	4	15
Sierra Bell	5	5
Hannah Hess	1	2
Jaelencia Williams	1	2
Kierstyn Repp	-	1

### TEAM LEADER IN STEALS

De'Jour Young	6	34
Anna Lappenküper	7	18
Hannah Albrecht	1	8
Hannah Hess	3	8
Sh'Toya Sanders	7	7
Kierstyn Repp	4	7
Jaelencia Williams	-	3
Sierra Bell	4	4
Ellie Dykstra	1	1

### TEAM LEADER IN BLOCKS

Jaelencia Williams	9	25
De'Jour Young	1	21
Sh'Toya Sanders	10	10
Anna Lappenküper	3	6
Kierstyn Repp	2	4
Hannah Hess	-	1
Hannah Albrecht	-	1
Sierra Bell	1	1

### POINTS OFF THE BENCH

Jaelencia Williams	10	16
Hannah Hess	6	11
Sierra Bell	7	7
Kierstyn Repp	1	6
De'Jour Young	-	4
Anna Lappenküper	-	3
Sh'Toya Sanders	2	2
Hannah Albrecht	1	1
Ellie Dykstra	1	1

## Miscellaneous Game Stats

### SCORES FIRST

Fort Wayne	12
Opponents	9

### HOW MASTODONS SCORED FIRST POINT

Free Throw	4
Jumper	6
Layup	3
Three-Pointer	8

### FIRST MASTODON POINT SCORED BY

Kierstyn Repp	5
Jaelencia Williams	4
De'Jour Young	4
Hannah Albrecht	3
Anna Lappenküper	2
Sh'Toya Sanders	2
Sierra Bell	1

### SCORING RUNS OF 10-0 OR BETTER

Fort Wayne	8
Opponents	14

### TIP-OFFS CONTROLLED

Fort Wayne	14
Opponents	7

Sh'Toya Sanders	10/15	(.666)
Jaelencia Williams	4/5	(.800)
Ellie Dykstra	0/1	(.000)

### MASTODONS FIRST SUBSTITUTION

Hannah Hess	10
Jaelencia Williams	8
Sh'Toya Sanders	3
Sierra Bell	3
Kierstyn Repp	1

### PLAYERS FOULED OUT

Fort Wayne	8
Opponents	6

De'Jour Young	1	4
Anna Lappenküper	1	3
Kierstyn Repp	3	4
Sierra Bell	2	2
Hannah Albrecht	1	1

### THREE- AND FOUR-POINT PLAYS

Fort Wayne	17
Opponents	17

De'Jour Young	4	18
Jaelencia Williams	4	9
Anna Lappenküper	1	5
Sh'Toya Sanders	3	3
Sierra Bell	3	3
Hannah Albrecht	1	2
Hannah Hess	1	1

### BENCH POINTS

Purdue Fort Wayne	414 (19.7 ppg.)
Opponents	385 (18.3 ppg.)

### LARGEST HALFTIME LEAD

27 (48-21) vs Goshen (12/16/18)

### LARGEST HALFTIME DEFICIT

22 (39-17) at Purdue (11/18/18)

### LARGEST WIN

41 (86-45) vs Goshen (12/16/18)

### LARGEST DEFEAT

34 (78-44) at Purdue (11/18/18)

### LARGEST LEAD

45 (77-32, 8:33, 4th) vs Goshen (12/16/18)

### LARGEST DEFICIT

40 (77-37, 3:00, 4th) at Purdue (11/18/18)

### LARGEST DEFICIT OVERCOME TO WIN

5 (54-49, 1:32, 3rd) at Evansville (11/20/18)

### LARGEST LEAD GIVEN UP IN LOSS

8 (18-10, 9:51, 2nd) at Western Michigan (11/8/18)

### MOST CONSECUTIVE POINTS

13, (9:39 - 6:36 1st) vs Goshen (12/16/18)

### MOST CONSECUTIVE POINTS BY OPP.

22 (9:30-1:29, 2nd) at Western Michigan (11/8/18)

### LONGEST WINNING STREAK

2 - 1/24/19 - 1/28/19

### LONGEST LOSING STREAK

7 - 12/19/18 - 1/19/19

### LARGEST HOME CROWD

1,536, vs Denver (1/26/19)

### LARGEST ROAD CROWD

5,970, at Purdue (11/20/18)

### MOST TIME LEADING

39:49, vs Denver (1/26/19)

### MOST TIME LEADING IN LOSS

8:25, at Western Michigan (11/8/18)

### MOST TIME WITH SCORE TIED

7:48, at Western Michigan (11/8/18)

### MOST TIME TRAILING

39:34, at Milwaukee (12/1/18)

### MOST LEAD CHANGES

13, vs. Taylor (11/12/18)

### MOST TIE SCORES

7, at Western Michigan (11/8/18)

## STARTING LINEUPS

Game	G	G	G	G/F	C/F
IU Kokomo	Lappenküper	Young	Albrecht	Repp	Sanders
Western Michigan	Lappenküper	Young	Albrecht	Repp	Sanders
Taylor	Lappenküper	Young	Albrecht	Repp	Sanders
Eastern Illinois	Lappenküper	Young	Albrecht	Repp	Sanders
Purdue	Lappenküper	Young	Hess	Sanders	Williams
Evansville	Lappenküper	Young	Albrecht	Repp	Sanders
SIUE	Lappenküper	Young	Albrecht	Repp	Sanders
Loyola-Chicago	Lappenküper	Young	Hess	Albrecht	Williams
Milwaukee	Lappenküper	Young	Hess	Albrecht	Dykstra
Eastern Michigan	Lappenküper	Young	Albrecht	Repp	Williams
Goshen	Lappenküper	Young	Albrecht	Repp	Williams
Valparaiso	Lappenküper	Young	Albrecht	Repp	Williams
North Dakota State	Lappenküper	Young	Albrecht	Repp	Williams
North Dakota	Lappenküper	Young	Albrecht	Repp	Sanders
South Dakota State	Lappenküper	Young	Albrecht	Repp	Sanders
Oral Roberts	Lappenküper	Young	Albrecht	Repp	Sanders
South Dakota	Lappenküper	Young	Albrecht	Repp	Sanders
Western Illinois	Lappenküper	Young	Albrecht	Repp	Sanders
Omaha	Lappenküper	Young	Albrecht	Repp	Sanders
South Dakota State	Lappenküper	Young	Albrecht	Repp	Sanders
North Dakota	Lappenküper	Young	Albrecht	Repp	Sanders
North Dakota State	Lappenküper	Young	Albrecht	Repp	Sanders

## BY ROTATION

5-9	Lappenküper	Young	Albrecht	Repp	Sanders
0-1	Lappenküper	Young	Hess	Sanders	Williams
0-1	Lappenküper	Young	Hess	Albrecht	Williams
0-1	Lappenküper	Young	Hess	Albrecht	Dykstra
1-3	Lappenküper	Young	Albrecht	Repp	Williams

## BY PLAYER

Lappenküper	6-15
Young	6-15
Albrecht	6-14
Repp	6-11
Sanders	6-10
Williams	1-5
Hess	0-3
Dykstra	0-1

## TOP-10 BENCH SCORERS...

Player	Pts.	Opponent	Date
Jaelencia Williams	23	Oral Roberts	1/9
Hannah Hess	16	Taylor	11/12
Sierra Bell	15	IU Kokomo	11/6
Jaelencia Williams	12	at Oral Roberts	1/30
Kierstyn Repp	12	at Milwaukee	12/1
Hannah Albrecht	12	at Purdue	11/18
Jaelencia Williams	12	Taylor	11/12
Hannah Hess	11	at Western Illinois	1/19
Hannah Hess	11	Eastern Michigan	12/8
Sierra Bell	11	South Dakota State	1/3

## WHY MASTODONS?...

It all started about 10,000 years ago...

That's when mastodons roamed the southern Great Lakes region of North America. These stocky versions of modern elephants reached heights of about ten feet at the shoulder, with tusks that curved upward that were six feet or more in length. Mastodons were browsers who fed mostly on leaves and twigs from small trees and shrubs.

One such mastodon found its final resting place about two miles south of Angola, Indiana, on land that would eventually become part of Orsie Routsong's farm. In the fall of 1968, Routsong decided to expand a small pond on his property. An excavator was hired and instructed to pile the excavated material around the edge of the pond. Several days after the excavation was finished a heavy rain storm pounded the piles of dirt.

The next day, a young neighbor boy of Routsong's discovered a large bone in one of the dirt piles. Routsong knew it was something out of the ordinary, so he called Jack Sunderman, chair of the IPFW Geology Department, to identify the bone, and to ask for advice on what to do with it. Sunderman says his first question was, "How big is the bone," with Routsong's answer being "pretty big, maybe 3 or 4 feet long."

When Sunderman got to the farm, he identified the bone as a leg bone of a mastodon. He told Routsong a skeleton like this would have scientific and instructional value if a large portion of it could be located. Routsong agreed, and also agreed to have the IPFW Geology Department do the excavation. Sunderman got two more faculty members, Geoffrey Matthews and Bernd Erdtmann, and several geology students to help in the project.

After all the mastodon bones were collected, cleaned, and preserved, Routsong agreed to have the adult mastodon skeleton placed on permanent display at IPFW; the skull of a nearby baby mastodon is now on loan to Science Central.

In the spring of 1970, The Communicator (IPFW's student newspaper) began a drive to come up with a mascot for IPFW. Some of the suggested choices included the Boiler-Hoosiers, Warhawks, Marauders, Frontiersmen, Pioneers, Elfs, and Hobbits. Those names and others came from student suggestions. Steve Pettyjohn, who served as the student body president in 1968-69, wrote a letter to the editor about the school mascot. In his letter, Pettyjohn extolled the virtues of choosing the mastodon as IPFW's mascot: "It sounds different, strange - that's exactly why. It's different and yes, even strange. For God's Sakes, let's have the courage to be a little different."

In the meantime, former Indiana Congressman Mark Souder, who served as student body president in 1969-70, recalls being lobbied by the Geology Club to choose the mastodon.

According to Nusbaumer, "Souder appointed a committee in student government to select a name although he was lobbying hard for the mastodon." After some discussion on the subject, Souder says a vote was taken by the committee and the mastodon came out the winner. Souder finished his recollection with these thoughts. "History shows that the advocacy of the geology club was correct. The fast, decisive action of the elected student government—though it did not please everyone and was not a precedent that the University desired to see—has also been upheld by history as IPFW regularly scores high in any list of unique university nicknames; even in this era when everybody strives to be different. We did it decades ago."

## WHAT IS A MASTODON?...(ACCORDING TO WIKIPEDIA)

Mastodons are any species of extinct proboscideans (mammals with tusks and long, muscular trunks) in the genus *Mammut*, distantly related to elephants, that inhabited North and Central America during the late Miocene or late Pliocene up to their extinction at the end of the Pleistocene 10,000 to 11,000 years ago. Mastodons lived in herds and were predominantly forest dwelling animals that fed on a mixed diet of browsing and grazing with a seasonal preference for browsing, in contrast to living elephants that are mostly grazing animals.

Modern reconstructions based on partial and skeletal remains reveal that mastodons were very similar in appearance to elephants and, to a lesser degree, mammoths, though not closely related to either one. Compared to mammoths, mastodons had shorter legs, a longer body and were more heavily muscled, a build similar to that of the current Asian elephants. The average body size of the species was around 2.3 m (7 ft 7 in) in height at the shoulders, corresponding to a large female or a small male, but large males could grow up to 2.8 m (9 ft 2 in) in height and weigh as much as 4.5 tonnes (5 short tons).



<b>PURDUE FORT WAYNE WHEN...</b>	<b>2018-19</b>	<b>NELSON</b>			
Overall	6-15	15-63	Plays a team with ≥.500 record	4-10	8-48
Home	4-5	11-25	Plays a team with <.500 record	2-5	7-15
Road	1-10	2-36	Plays in the state of Indiana	6-6	13-30
Neutral	0-0	1-2	Plays outside Indiana	0-9	2-33
At Memorial Coliseum	0-1	0-3	Plays in Eastern Time Zone	5-7	13-36
Wearing White	4-4	6-11	Plays in Central Time Zone	1-8	2-25
Wearing Grey	1-1	3-4	Plays in Mountain Time Zone	0-0	0-2
Wearing Black	1-10	3-13	Plays in Pacific Time Zone	0-0	0-0
Wearing Pink	0-0	0-1	Plays during the day	3-9	8-34
Summit League	2-7	5-34	Plays at night (5pm or later)	3-6	7-29
Summit League Home	1-2	4-14	Plays in November	3-5	7-16
Summit League Road	0-5	0-20	Plays in December	1-5	4-17
Non-League	4-8	10-28	Plays in January	2-5	4-17
Non-League Home	3-3	7-11	Plays in February	0-0	1-12
Non-League Road	1-5	2-16	Plays in March	0-0	0-1
Following a win	1-5	1-14	Plays on Sunday	1-2	2-5
Following a loss	4-10	13-44	Plays on Monday	1-0	1-3
Against top 25 (AP) teams	0-0	0-1	Plays on Tuesday	2-0	3-5
Against Mid-Major top 25 teams	0-2	0-15	Plays on Wednesday	0-3	2-12
In Overtime	0-0	0-1	Plays on Thursday	1-4	1-12
In Multiple Overtimes	0-0	0-0	Plays on Friday	0-1	1-4
Regular Season Tournaments	0-0	1-2	Plays on Saturday	1-5	5-22
Postseason	0-0	0-1	Attendance is ≤ 999	5-10	14-43
Wins Tip	6-8	11-21	Attendance is ≥ 1,000	1-5	1-20
Scores First	4-8	7-19	Margin is 1 point	0-0	1-0
Leads after 1st quarter	6-3	11-10	Margin is between 2-5	0-1	2-1
Trails after 1st quarter	0-11	3-52	Margin is between 6-10	3-4	6-9
Tied after 1st quarter	0-1	1-1	Margin is between 11-20	1-7	4-27
Leads at half	5-0	11-3	Margin is more than 20	2-3	2-25
Trails at half	1-15	4-58	Scores ≤ 49 pts.	0-3	0-16
Tied at half	0-0	0-1	Scores 50-59 pts.	1-5	1-30
Leading with 5:00 left	6-0	13-0	Scores 60-69 pts.	0-6	3-12
Trailing with 5:00 left	0-14	2-62	Scores 70-79 pts.	2-1	7-4
Tied with 5:00 left	0-1	0-1	Scores 80-89 pts.	3-0	3-1
Shoots ≥ 50%	3-0	5-0	Scores 90-99 pts.	0-0	1-0
Shoots < 50%	3-15	10-63	Scores 100+ pts.	0-0	0-0
Opponent shoots ≥ 50%	0-4	1-24	Opponent Scores ≤ 49 pts.	2-0	2-1
Opponent shoots < 50%	6-11	14-39	Opponent scores 50-59 pts.	2-1	5-2
Shoots better than opp.	6-3	12-5	Opponent scores 60-69 pts.	1-4	4-20
Shoots worse than opp.	0-12	3-58	Opponent scores 70-79 pts.	1-7	4-25
Makes 5+ 3-Pt. shots	5-10	12-32	Opponent scores 80-89 pts.	0-3	0-11
Makes 9+ 3-Pt. shots	1-3	4-7	Opponent scores 90-99 pts.	0-0	0-1
More 3-Pt. made than opp.	5-5	11-20	Opponent scores 100+ pts.	0-0	0-2
Has equal 3-Pt. made	0-4	0-9	Force 20 or more turnovers	3-0	4-4
Fewer 3-Pt. made than opp.	1-6	4-34	Commit 15 or more turnovers	5-10	8-39
Shoots 3-Pt. better than opp.	6-6	13-18	Make 10 or more steals	3-1	5-4
Shoots 3-Pt. worse than opp.	0-9	2-45	Starters outscore opp. starters	5-0	11-2
Shoots 3-Pt. 35% or better	2-6	10-19	≤ 2 players score 10+ pts.	1-9	3-44
Shoots 3-Pt. less than 35%	4-9	5-44	3 players score 10+ pts.	1-3	2-14
Opp. Shoots 3-Pt. 35% or better	1-7	3-42	4+ players score 10+ pts.	4-2	10-4
Opp. Shoots 3-Pt. less than 35%	5-8	12-21	1+ player with 20+ points	4-2	5-10
More FTs made than opp.	3-6	11-18	1+ player with 10+ rebounds	2-4	2-12
Has equal FTs made	0-1	0-3	1+ player with double-double	1-3	1-7
Fewer FTs made than opp.	3-8	4-12	1+ player with 5+ 3-Pt. made	0-1	0-4
Out-rebounds opp.	3-6	9-20	1+ player fouls out	1-6	5-23
Is out-rebounded	1-0	2-1	More bench points	3-9	9-26
More turnovers than opp.	1-9	6-44	Has equal bench points	0-0	0-1
Has equal turnovers as opp.	0-3	0-5	Fewer bench points	3-6	6-35
Fewer turnovers than opp.	5-3	9-14	More points in the paint	3-3	7-8
More assists than opp.	5-3	6-8	Has equal points in the paint	0-1	0-2
Has equal assists	0-1	2-2	Fewer points in the paint	3-11	8-53
Fewer assists than opp.	1-11	7-53	More points off turnovers	5-3	10-9
More blocks than opp.	5-4	8-11	Has equal points off turnovers	0-1	1-3
Has equal blocks	1-3	2-6	Fewer points off turnovers	1-11	4-50
Fewer blocks than opp.	0-8	5-46	More 2nd chance points	2-8	8-25
More steals than opp.	4-4	9-16	Has equal 2nd chance points	1-0	1-1
Has equal steals	0-3	0-7	Fewer 2nd chance points	3-7	6-37
Fewer steals than opp.	2-8	6-40	More fast break points	3-4	5-10
More fouls than opp.	3-9	5-44	Has equal fast break points	1-2	1-8
Has equal fouls	1-3	1-3	Fewer fast break points	2-9	9-45
Fewer fouls than opp.	2-3	9-16	Longest Winning Streak	2	2
			Longest Losing Streak	7	11
			Current Streak	L1	

## PLAYER OF THE WEEK...

Senior guard De'Jour Young earned her first career Summit League Player of the Week honor as announced by the league on January 28.

Young earned Player of the Week honors after leading the Mastodons to back-to-back wins over Omaha and Denver. For the week, she averaged 19.5 points, 4.5 rebounds, 1.5 assists, and 1.5 steals, all while shooting 68.2% from the field. Young kicked off the week scoring a career-high 25 points in a 56-48 win over the Mavericks. She pulled down six rebounds while shooting 10-of-15 (66.7%) from the floor. Young concluded the weekend with 14 points on 71.4% shooting, helping the 'Dons to a 70-55 win against Denver. Young and the Mastodons held the Pioneers to 26.2% shooting on the night, their lowest total in almost four years.

## 20-15...

Jaelencia Williams earned her first career double-double against Oral Roberts on Jan 9. Williams finished the night with 23 points, 15 rebounds, and four blocks. She became the first Mastodon to finish with 20 and 15 in a game since Stefanie Mauk on Dec. 22, 2012 against Rochester. Her 23 points and 15 rebounds were both career highs.

## #BEATTYPE1 GAME...

The Summit League and its member institutions are teaming up to bring awareness to type 1 diabetes. Currently, there are 1.25 million Americans battling type 1 diabetes. While the condition occurs at every age and in every race, most of those diagnosed are children. More than 70,000 children under the age of 14 are newly diagnosed with this life-changing condition each year.

- Nearly 10 percent of Americans are affected by diabetes, with over one million new diagnoses made each year.

- Type 1 diabetes is typically diagnosed in juveniles and those affected juveniles stay on insulin therapy for life.

## WELCOME TO THE CLUB...

Senior De'Jour Young become the 20th member of the Mastodons' 1,000-point club on Dec. 19 against Valparaiso. Kierstyn Repp hit Young with a bounce pass down the lane for a layup at the 6:53 mark of the second quarter. Young went on to finish with a career- and game-high 14 rebounds, to go along with 13 points. She's the first Mastodons since now assistant coach Haley Seibert joined the club on Dec. 6, 2014.

1.	2,358	Lisa Miller	1988-92
2.	2,107	Lindy Jones	1992-96
3.	1,730	Johnna Lewis-Carlisle	2004-08
4.	1,676	Amanda Hyde	2010-14
5.	1,589	Leah Sheets	1994-98
6.	1,572	Amy Gearlds	1999-04
7.	1,527	Robin Scott	1987-91
8.	1,480	Teena Merrell	1986-90
9.	1,386	Haley Seibert	2011-15
10.	1,293	Rhonda Unverferth	1982-85
11.	1,246	Jordan Zuppe	2007-11
12.	1,243	Stephanie Rosado	2009-12
13.	1,225	Anne Boese	2008-12
14.	1,168	Pam Edwards	1989-92,93-94
15.	1,153	Ashley Johnson	2003-07
16.	1,128	Chelsey Jackson	2007-11
17.	1,111	<b>De'Jour Young</b>	<b>2015-present</b>
18.	1,106	Jennie Newhard	1992-96
19.	1,076	Jamie Holderman	1999-01
20.	1,018	Courtney Nicley	2001-05



## SWATTING MORE FLIES...

The Mastodons reached double-digit blocks for the second time this season, but this time, they tied the program record with 11 blocks against Goshen on Dec. 16. The 11 blocks tied a program mark which has been reach twice before, Nov. 23, 2010 against Indiana Tech and Dec. 2, 2005 against Kalamazoo. Individually, Jaelencia Williams five blocks are the most by a Mastodon since Ariana Simmons also had five against Ball State on Dec. 29, 2013.

## HASTA LA VISTA, BASKETBALL...

The Mastodons were a swatting machine in its season opener, as the 'Dons finished with 10 blocks against IU Kokomo. Their 10 blocks are tied for third most in program history, as the 'Dons had had 11 blocks twice. The Last time the Mastodons finished with double-digit blocks as a team came on Nov. 23, 2010 when they had 11 against Indiana Tech.

## STOP! THIEF!...

In her first game as a Mastodon, Sierra Bell became only the third player in program history with eight or more steals, when she made eight against IU Kokomo on Nov. 6. The last player to have at least eight was Kayla Drake, whom set a program record with 10 steals at South Dakota State on Jan. 22, 2011.

## MAKING THE ROUNDS...

Of the current 32 Division I basketball conferences, Purdue Fort Wayne has taken on at least one school, currently or when they played, in all but four of those leagues. The four remaining conferences the Mastodons have yet to play are: Colonial Athletic Association, Ivy League, Southwestern Athletic Conference, and West Coast Conference. Three other leagues (Big Sky Conference, Pacific 12 Conference, and Southland Conference) Purdue Fort Wayne played a current member while they were a part of another conference.

## SEASON OPENERS...

With its season-opening victory over IU Kokomo, the Purdue Fort Wayne women's basketball team improved its all-time record to 17-26 in season openers. The last time the 'Dons won a season opener came during the 2015-16 season when they defeated Trine.

## SUMMIT LEAGUE PRESEASON POLL...

Purdue Fort Wayne was picked to finish ninth in the Summit League preseason poll of the league's head coaches. The Mastodons received 181 points as coaches were not allowed to vote for their own teams.

South Dakota State was tabbed as the preseason favorite to win the 2018-19 Summit League Championship, receiving 24 first-place votes to finish atop the poll with 624 points.

### 2018-19 Summit League Preseason Poll

Place	Team	Points (1st)
1.	South Dakota State	624 (24)
2.	South Dakota	557 (9)
3.	Western Illinois	469
4.	Oral Roberts	435
5.	Denver	431
6.	North Dakota	380
7.	North Dakota State	271
8.	Omaha	233
9.	Purdue Fort Wayne	181

### Preseason Player of the Year:

Macy Miller – South Dakota State

### First Team

Name	School	Pos.	Year
Macy Miller	South Dakota State	G	Sr.
Madison Guebert	South Dakota State	G	Sr.
Ciara Duffy	South Dakota	G	Jr.
Allison Arens	South Dakota	G	Sr.
Taylor Higginbotham	Western Illinois	G	Sr.
Lexi Klabo	North Dakota	F	Sr.

### Second Team

Name	School	Pos.	Year
Myah Selland	South Dakota State	G/F	So.
Maya Mayberry	Oral Roberts	G	So.
Claire Gritt	Denver	G	So.
Madison Mckeever	South Dakota	G	Jr.
Tagyn Laron	South Dakota State	F	Jr.

## WOMEN'S MID-MAJOR POLL...

(Jan. 22)

Rank	School	Rec.	Pts.
1	Gonzaga (28)	18-2	766
2	Drake (2)	15-4	744
3	<b>South Dakota (1)</b>	<b>19-3</b>	<b>713</b>
4	BYU	17-3	647
5	FGCU	15-4	646
6	<b>South Dakota State</b>	<b>15-5</b>	<b>639</b>
7	Ohio	17-2	596
8	Buffalo	14-4	549
9	Wright State	16-5	500
10	Central Michigan	14-5	495
11	Bucknell	16-4	435
12	James Madison	14-4	434
13	Penn	11-3	427
14	Quinnipiac	13-6	358
15	Drexel	13-5	343
16	Marist	16-6	274
17	Belmont	14-5	222
18	Green Bay	13-6	212
19	Princeton	8-8	204
20	UC Irvine	13-4	151
21	Troy	16-3	138
22	Stephen F. Austin	15-3	74
23	Maine	13-7	65
24	Tennessee Tech	15-4	61
25	Saint Mary's	13-7	59

**OTHERS RECEIVING VOTES:** Harvard 57, Youngstown State 51, American 46, Portland State 28, South Alabama 24, Lamar 18, Miami 18, UT Martin 12, Northern Colorado 11, Little Rock 10, Missouri State 7, Northeastern 7, Morehead State 5, Toledo 5, Towson 5, Pacific 4, Hartford 3, IUPUI 3, UC Davis 2, Bradley 1, Mercer 1, UT Arlington 1.

## ACTIVE CAREER LEADERS...

<b>Points</b>	De'Jour Young, 1,111
<b>Rebounds</b>	De'Jour Young, 557
<b>Field Goals Made</b>	De'Jour Young, 398
<b>3-Pointers Made</b>	Kierstyn Repp, 107
<b>Free Throws Made</b>	De'Jour Young, 256
<b>Assists</b>	De'Jour Young, 179
<b>Steals</b>	De'Jour Young, 121
<b>Blocked Shots</b>	Jaelencia Williams, 56
<b>Games Played</b>	De'Jour Young, 106
<b>Games Started</b>	De'Jour Young, 95
<b>Minutes Played</b>	De'Jour Young, 3,142

## Gates Center Attendance Records

1.	1/19/2002	Toledo	1,827
2.	12/10/2006	Indiana	1,801
3.	1/26/2019	Denver	1,536
4.	11/19/2004	Bowling Green	1,438
5.	11/21/2017	UIC	1,289
6.	12/29/2013	Ball State	1,278
7.	1/24/2015	Denver	1,215
8.	1/13/1996	Southern Indiana	1,150
9.	12/6/2014	Northern Kentucky	1,147
10.	12/6/2012	Purdue	1,124

## PURDUE FORT WAYNE WINS VS. LOSSES...

Category	Wins	Losses
Points per game	75.8	57.4
Opp. points per game	56.3	73.1
FG pct.	.489	.371
Opp. field goal pct.	.320	.455
3 pt. FG pct.	.327	.332
Opp. 3 pt. FG pct.	.237	.358
Free throw pct.	.685	.652
Opp. Free throw pct.	.652	.728
Rebounds per game	36.7	33.9
Opp. Rebounds per game	37.5	36.0
Rebound margin	-0.8	-2.1
Assists per game	12.8	10.4
Opp. Assists per game	8.8	15.2
Turnovers per game	16.8	16.5
Opp. Turnovers per game	19.0	11.5
Turnover margin	+2.2	-5.0
Steals per game	10.5	5.3
Opp. Steals per game	7.7	8.5
Blocks per game	7.5	2.9
Opp. Blocks per game	2.7	3.4
Fouls per game	18.2	18.6
Opp. Fouls per game	17.7	15.7



## PURDUE FORT WAYNE INDIVIDUAL GAME HIGHS

Points	25	De'Jour Young vs Omaha (01/24/19)
Field Goals Made	10	De'Jour Young vs Omaha (01/24/19)
Field Goal Att.	17	De'Jour Young at North Dakota State (12/28/18)
FG Pct (min 6 made)	1.000 (6-6)	Jaelencia Williams vs Valparaiso (12/19/18)
3-Point FG Made	5	Kierstyn Repp at Eastern Illinois (11/15/18)
3-Point FG Att.	10	Kierstyn Repp vs Valparaiso (12/19/18)
	10	Kierstyn Repp at Eastern Illinois (11/15/18)
	10	Kierstyn Repp vs IU Kokomo (11/06/18)
3-Pt FG Pct (min 3 made)	.750 (3-4)	Hannah Albrecht at Loyola-Chicago (11/29/18)
Free Throws Made	9	Jaelencia Williams vs Eastern Michigan (12/08/18)
Free Throw Att.	12	Jaelencia Williams vs Eastern Michigan (12/08/18)
FT Pct (min 7 made)	1.000 (7-7)	Sierra Bell vs Oral Roberts (01/09/19)
Rebounds	15	Jaelencia Williams vs Oral Roberts (01/09/19)
Assists	9	Sierra Bell vs Oral Roberts (01/09/19)
Steals	8	Sierra Bell vs IU Kokomo (11/06/18)
Blocked Shots	7	Jaelencia Williams vs Denver (01/26/19)

## PURDUE FORT WAYNE TEAM GAME HIGHS

POINTS	87	IU KOKOMO (11/06/18)
FIELD GOALS MADE	35	GOSHEN (12/16/18)
	35	IU KOKOMO (11/06/18)
FIELD GOAL ATTEMPTS	70	at Western Illinois (01/19/19)
FIELD GOAL PERCENTAGE	.565 (35-62)	IU KOKOMO (11/06/18)
3 PT FIELD GOALS MADE	11	at Western Illinois (01/19/19)
	11	at Loyola-Chicago (11/29/18)
	11	at Eastern Illinois (11/15/18)
3 PT FG ATTEMPTS	31	at Western Illinois (01/19/19)
3 PT FG PERCENTAGE	.524 (11-21)	at Loyola-Chicago (11/29/18)
FREE THROWS MADE	23	EASTERN MICHIGAN (12/08/18)
FREE THROW ATTEMPTS	28	EASTERN MICHIGAN (12/08/18)
FREE THROW PERCENTAGE	.923 (12-13)	at Oral Roberts (01/30/19)
REBOUNDS	55	at Western Illinois (01/19/19)
ASSISTS	17	GOSHEN (12/16/18)
STEALS	17	IU KOKOMO (11/06/18)
BLOCKED SHOTS	11	GOSHEN (12/16/18)
TURNOVERS	26	at Eastern Illinois (11/15/18)
FOULS	27	DENVER (01/26/19)

## PURDUE FORT WAYNE TEAM GAME LOWS

POINTS	44	at Purdue (11/18/18)
FIELD GOALS MADE	13	at Milwaukee (12/01/18)
FIELD GOAL ATTEMPTS	45	SOUTH DAKOTA STATE (01/03/19)
FIELD GOAL PERCENTAGE	.241 (13-54)	at Milwaukee (12/01/18)
3 PT FIELD GOALS MADE	2	SIUE (11/24/18)
3 PT FG ATTEMPTS	12	SOUTH DAKOTA STATE (01/03/19)
	12	ORAL ROBERTS (01/09/19)
	12	OMAHA (01/24/19)
3 PT FG PERCENTAGE	.118 (2-17)	SIUE (11/24/18)
FREE THROWS MADE	2	at Western Illinois (01/19/19)
FREE THROW ATTEMPTS	3	at Western Illinois (01/19/19)
FREE THROW PERCENTAGE	.400 (4-10)	at Western Michigan (11/08/18)
REBOUNDS	7	at Loyola-Chicago (11/29/18)
ASSISTS	7	SIUE (11/24/18)
	7	at Western Illinois (01/19/19)
	7	OMAHA (01/24/19)
STEALS	1	at Eastern Illinois (11/15/18)
	1	ORAL ROBERTS (01/09/19)
	1	at Western Illinois (01/19/19)
BLOCKED SHOTS	0	at Western Michigan (11/08/18)
	0	EASTERN MICHIGAN (12/08/18)
	0	SOUTH DAKOTA STATE (01/03/19)
TURNOVERS	11	at Loyola-Chicago (11/29/18)
	11	at North Dakota State (12/28/18)
	11	at Oral Roberts (01/30/19)
FOULS	11	at Evansville (11/20/18)

## PURDUE FORT WAYNE TEAM RECORDS (MIN. 20 GAMES)

### Record

MOST WINS.....	23 (1995-96)
CONSECUTIVE WINS.....	14 (11/18/95-1/13/96)
MOST HOME WINS.....	12 (1982-83, 1988-89, 1995-96)
CONSECUTIVE HOME WINS.....	12 (12/1/95-2/24/96)
MOST LOSSES .....	24 (1998-99, 2016-17)
CONSECUTIVE LOSSES .....	14 (11/13/98-1/16/99)
MOST GAMES PLAYED .....	31 (2010-11)
LARGEST HOME CROWD (GATES) .....	1,827, Toledo (1/19/02)
LARGEST HOME CROWD (COLISEUM).....	2,500, NDSU (2/26/06)
LARGEST ROAD CROWD .....	9,194, Wichita State (11/8/13)

### Points

GAME HIGH .....	117, vs Tri-State (12/3/88)
SEASON HIGH .....	2,431 (1989-90)
GAME LOW.....	28, Indiana State (12/28/02)
SEASON LOW .....	1,110 (1978-79)

### Field Goals Made

GAME HIGH .....	48, at Southern Indiana (2/7/91)
SEASON HIGH .....	901 (1989-90)
GAME LOW.....	11, Wichita State (11/8/13)
SEASON LOW .....	11, Winthrop (12/23/05)
SEASON LOW .....	443 (1978-79)

### Field Goal Attempts

GAME HIGH .....	92, at Purdue (11/21/04)
SEASON HIGH .....	1,864 (2007-08)
GAME LOW.....	38, Wichita State (11/8/13)
SEASON LOW .....	1,263 (1978-79)

### Field Goal Percentage

GAME HIGH .....	.720 (36-of-50), at IUPUI (1/23/92)
SEASON HIGH .....	.492 (877-1782), (1991-92)
GAME LOW.....	.163 (15-of-92), Purdue (11/21/04)
LOW SEASON .....	.331 (595-1798), (2004-05)

### 3-Point Field Goals Made

GAME HIGH .....	18, at Missouri-St. Louis (2/15/01)
SEASON HIGH .....	271 (2013-14)
GAME LOW.....	0, Several times
SEASON LOW .....	13 (1992-93)

### 3-Point Field Goal Attempts

GAME HIGH .....	48, vs Bowling Green (11/19/04)
SEASON HIGH .....	48, vs Grace (12/11/99)
SEASON HIGH .....	743 (2013-14)
GAME LOW.....	0, Several times
SEASON LOW .....	59 (1992-93)

### 3-Point Field Goal Percentage (min. 10 att.)

GAME HIGH ...	.800 (8-of-10), at Cleveland State (1/26/04)
SEASON HIGH .....	.430 (89-207), (1989-90)
GAME LOW.....	.000 (0-of-10), St. Joseph's (1/3/91)
LOW SEASON .....	.220 (44-200), (1997-98)

### Free Throws Made

GAME HIGH .....	42, vs NKU (12/21/95)
SEASON HIGH .....	604 (1995-96)
GAME LOW.....	1, Indianapolis (2/20/97) and (3/6/1993)
SEASON LOW .....	214 (1979-80)

### Free Throw Attempts

GAME HIGH .....	52, vs NKU (12/21/95)
SEASON HIGH .....	52, at Wayne State (11/16/90)
SEASON HIGH .....	821 (1991-92)
GAME LOW.....	2, Ashland (2/20/88)
SEASON LOW .....	382 (1982-83)

### Free Throw Percentage (min. 10 made/20 att.)

GAME HIGH .....	1.000 (24-of-24), vs Indiana (11/12/13)
SEASON HIGH .....	.794 (409-515), (2012-13)
GAME LOW.....	.433 (13-of-30), Kentucky (11/21/03)
SEASON LOW .....	.483 (224-464), (1978-79)

## OPPONENT INDIVIDUAL GAME HIGHS

Points	28	Courtne Lewis vs Eastern Michigan (12/08/18)
Field Goals Made	28	Karle Pace at Eastern Illinois (11/15/18)
	10	Danni Nichols at Western Illinois (01/19/19)
	10	Maya Mayberry vs Oral Roberts (01/09/19)
	10	Ae'Rianna Harris at Purdue (11/18/18)
Field Goal Att.	10	Karle Pace at Eastern Illinois (11/15/18)
	19	Karle Pace at Eastern Illinois (11/15/18)
FG Pct (min 6 made)	1.000 (10-10)	Taylor Steele at Eastern Illinois (11/15/18)
3-Point FG Made	6	Ae'Rianna Harris at Purdue (11/18/18)
	6	Courtne Lewis vs Eastern Michigan (12/08/18)
	6	Janee Gonzales at Loyola-Chicago (11/29/18)
	6	Karle Pace at Eastern Illinois (11/15/18)
3-Point FG Att.	11	Becca Buchs vs Taylor (IN) (11/12/18)
3-Pt FG Pct (min 3 made)	1.000 (4-4)	Rylie Cascio Jensen vs South Dakota State (01/03/19)
Free Throws Made	7	Lexi Klabo at North Dakota (12/30/18)
	7	Sofija Zivaljevic at North Dakota State (12/28/18)
	7	Kayana Traylor at Purdue (11/18/18)
Free Throw Att.	7	Emily Dietz at North Dakota State (12/28/18)
FT Pct (min 6 made)	1.000 (7-7)	Lexi Klabo at North Dakota (12/30/18)
Rebounds	14	Madison Nelson vs Denver (01/26/19)
Assists	8	Olivia Kaufmann at Western Illinois (01/19/19)
Steals	7	Olivia Kaufmann at Western Illinois (01/19/19)
Blocked Shots	3	Tagyn Larson vs South Dakota State (01/03/19)
	3	Lexi Klabo at North Dakota (12/30/18)
	3	Ryan Johnson at Milwaukee (12/01/18)
	3	Kaylan Coffman at Evansville (11/20/18)
	3	Nina Farkic at Western Michigan (11/08/18)

## OPPONENT TEAM GAME HIGHS

POINTS	87	EASTERN MICHIGAN (12/08/18)
FIELD GOALS MADE	32	SOUTH DAKOTA STATE (01/03/19)
FIELD GOAL ATTEMPTS	70	at Eastern Illinois (11/15/18)
FIELD GOAL PERCENTAGE	.617 (29-47)	at Loyola-Chicago (11/29/18)
3 PT FIELD GOALS MADE	12	EASTERN MICHIGAN (12/08/18)
	12	TAYLOR (IN) (11/12/18)
3 PT FG ATTEMPTS	33	TAYLOR (IN) (11/12/18)
3 PT FG PERCENTAGE	.556 (10-18)	at Loyola-Chicago (11/29/18)
FREE THROWS MADE	21	at North Dakota State (12/28/18)
FREE THROW ATTEMPTS	31	at Purdue (11/18/18)
FREE THROW PERCENTAGE	.929 (13-14)	at Loyola-Chicago (11/29/18)
REBOUNDS	48	DENVER (01/26/19)
ASSISTS	22	at Loyola-Chicago (11/29/18)
	22	at Purdue (11/18/18)
STEALS	14	DENVER (01/26/19)
	14	at Western Illinois (01/19/19)
BLOCKED SHOTS	6	SOUTH DAKOTA STATE (01/03/19)
	6	at Milwaukee (12/01/18)
	6	at Loyola-Chicago (11/29/18)
TURNOVERS	26	IU KOKOMO (11/06/18)
FOULS	24	DENVER (01/26/19)

## OPPONENT TEAM GAME LOWS

POINTS	45	GOSHEN (12/16/18)
FIELD GOALS MADE	14	GOSHEN (12/16/18)
FIELD GOAL ATTEMPTS	47	at Loyola-Chicago (11/29/18)
FIELD GOAL PERCENTAGE	.226 (14-62)	GOSHEN (12/16/18)
3 PT FIELD GOALS MADE	0	at North Dakota (12/30/18)
3 PT FG ATTEMPTS	7	at North Dakota (12/30/18)
3 PT FG PERCENTAGE	.000 (0-7)	at North Dakota (12/30/18)
FREE THROWS MADE	2	at Evansville (11/20/18)
FREE THROW ATTEMPTS	6	at Evansville (11/20/18)
FREE THROW PERCENTAGE	.333 (2-6)	at Evansville (11/20/18)
REBOUNDS	25	SOUTH DAKOTA STATE (01/03/19)
ASSISTS	4	GOSHEN (12/16/18)
STEALS	2	at Loyola-Chicago (11/29/18)
BLOCKED SHOTS	0	TAYLOR (IN) (11/12/18)
TURNOVERS	4	at Western Illinois (01/19/19)
FOULS	9	at Western Illinois (01/19/19)

### Rebounds

GAME HIGH .....	65, vs Shippensburg (11/19/95)
SEASON HIGH .....	1,244 (1991-92)
GAME LOW.....	18, IUPUI (3/2/13)
SEASON LOW .....	132 (1978-79)

### Assists

GAME HIGH .....	31, at Southern Indiana (2/7/91)
SEASON HIGH .....	551 (1994-95)
GAME LOW.....	1, Wichita State (11/8/13)
SEASON LOW .....	1, Hampton (11/29/86)
SEASON LOW .....	125 (1980-81)

### Blocks

GAME HIGH .....	11, vs Indiana Tech (11/23/10)
SEASON HIGH .....	11, vs Kalamazoo (12/2/05)
SEASON HIGH .....	11, vs Goshen (12/16/18)
SEASON HIGH .....	119 (2009-10)
GAME LOW.....	0, Several times
SEASON LOW .....	18 (1986-87)

### Steals

GAME HIGH .....	25, vs Kalamazoo (12/2/05)
SEASON HIGH .....	315 (1990-91)
GAME LOW.....	0, St. Bonaventure (12/2/08)
SEASON LOW .....	0, UMBL (12/20/05)
SEASON LOW .....	188 (2008-09)

### Turnovers

GAME HIGH .....	40, Hampton (12/4/87)
SEASON HIGH .....	655 (1989-99)
GAME LOW.....	5, North Dakota State (1/5/09)
SEASON LOW .....	184 (1980-81)



## PURDUE FORT WAYNE INDIVIDUAL QUARTER HIGHS

Points	13	De'Jour Young, 3rd, at North Dakota State (12/28/18)
FG Made	5 (2x)	De'Jour Young, 3rd, at North Dakota State (12/28/18)
FG Att.	9	MR - De'Jour Young, 3rd, at North Dakota State (12/28/18)
3-Pt FG Made	3	Hannah Hess, 3rd, at Western Illinois (1/19/19)
3-P FG Att.	5	Kierstyn Repp, 4th, vs Valparaiso (12/19/18)
FT Made	6	Hannah Albrecht, 4th, vs Denver (1/26/19)
FT Att.	8	Hannah Albrecht, 4th, vs Denver (1/26/19)
Rebounds	8	Sh'Toya Sanders, 3rd, at Western Illinois (1/19/19)
Offensive Rebounds	5	Sh'Toya Sanders, 3rd, at Western Illinois (1/19/19)
Defensive Rebounds	5 (2x)	MR - De'Jour Young, 3rd, vs Valparaiso (12/19/18)
Fouls	4 (2x)	MR - Sierra Bell, 4th, vs Oral Roberts (1/9/19)
Assists	4	Anna Lappenkuper, 1st, vs Goshen (12/16/18)
Blocked Shots	4 (2x)	MR - Jaelencia Williams, 3rd, vs Denver (1/26/19)
Steals	3 (2x)	MR - Sierra Bell, 4th, vs IU Kokomo (11/6/18)

## PURDUE FORT WAYNE TEAM QUARTER HIGHS

Points	26	1st, vs Goshen (12/16/18)
1st Quarter Points	26	vs Goshen (12/16/18)
2nd Quarter Points	24	vs IU Kokomo (11/6/18)
3rd Quarter Points	24	vs Taylor (11/12/18)
4th Quarter Points	23 (2x)	MR - vs Taylor (11/12/18)
Fewest Points (Non-OT)	3	1st, at Milwaukee (12/1/18)
FG Made	11	2nd, vs IU Kokomo (11/6/18)
FG Att.	20	3rd, at Western Illinois (1/19/19)
Highest FG Pct.	.733 (11-15)	2nd, vs IU Kokomo (11/6/18)
Lowest FG Pct.	.000 (0-12)	1st, at Milwaukee (12/1/18)
3-Pt FG Made	4 (3x)	MR - 3rd, at Western Illinois (1/9/19)
3-Pt FG Att.	9 (2x)	MR - 4th, at Western Illinois (1/19/19)
3-Pt FG Pct. (2 made)	.800 (4-5)	2nd, at Milwaukee (12/1/18)
FT Made	11	4th, at North Dakota (12/30/18)
FT Att.	14	4th, vs Eastern Michigan (12/8/18)
FT Pct (6 made)	1.000 (7-7)	3rd, vs Eastern Michigan (12/8/18)
Rebounds	18	3rd, at Western Illinois (1/19/19)
Offensive Rebounds	9 (2x)	MR - 4th, at Western Illinois (1/19/19)
Defensive Rebounds	11 (2x)	MR - 1st, vs Oral Roberts (1/9/19)
Fouls	10 (3x)	MR - 4th, vs Denver (1/26/19)
Assists	6 (4x)	MR - 4th, at North Dakota State (12/30/18)
Turnovers	13	1st, at Eastern Illinois (11/15/18)
Blocked Shots	6	1st, vs Oral Roberts (1/9/19)
Steals	7	4th, vs IU Kokomo (11/6/18)

## OPPONENT INDIVIDUAL QUARTER HIGHS

Points	17	Mariah Murdie, 4th, vs Omaha (1/24/19)
FG Made	6	Mariah Murdie, 4th, vs Omaha (1/24/19)
FG Att.	9	Mariah Murdie, 4th, vs Omaha (1/24/19)
3-Pt FG Made	4	Janae Gonzales, 1st, at Loyola-Chicago (11/29/18)
3-P FG Att.	5	Courtne Lewis, 1st, vs Eastern Michigan (12/8/18)
FT Made	5	Emily Dietz, 4th, at North Dakota State (12/28/18)
FT Att.	8	Emily Dietz, 4th, at North Dakota State (12/28/18)
Rebounds	6	Madison Nelson, 1st, vs Denver (1/26/19)
Offensive Rebounds	3 (7x)	MR - Grace White, 1st, vs Denver (1/26/19)
Defensive Rebounds	5 (2x)	MR - Madison Nelson, 1st, vs Denver (1/26/19)
Fouls	4	Claire Gritt, 4th, vs Denver (1/26/19)
Assists	5	Kayana Traylor, 2nd, at Purdue (11/18/18)
Blocked Shots	3 (2x)	MR - Ryan Johnson, 4th, at Milwaukee (12/1/18)
Steals	3 (5x)	MR - Mariah Murdie, 4th, vs Omaha (1/24/19)

## OPPONENT TEAM QUARTER HIGHS

Points	31	2nd, at North Dakota (12/30/18)
1st Quarter Points	26 (2x)	MR - at Oral Roberts (1/30/19)
2nd Quarter Points	31	at North Dakota (12/30/18)
3rd Quarter Points	26	vs South Dakota State (1/3/19)
4th Quarter Points	29	at Loyola-Chicago (11/29/18)
Fewest Points (Non-OT)	4	2nd, vs Omaha (1/24/19)
FG Made	12	2nd, at North Dakota (12/30/18)
FG Att.	23	2nd, at Eastern Illinois (11/15/18)
Highest FG Pct.	.857 (6-7)	4th, at Milwaukee (12/1/18)
Lowest FG Pct.	.091 (1-11)	2nd, vs Omaha (1/24/19)
3-Pt FG Made	5 (2x)	MR - 1st, at Oral Roberts (1/30/19)
3-Pt FG Att.	10 (2x)	MR - 2nd, vs Taylor (11/12/18)
3-Pt FG Pct. (2 made)	.833 (5-6)	3rd, vs Eastern Michigan (12/8/18)
FT Made	12	4th, at North Dakota State (12/28/18)
FT Att.	18	4th, at North Dakota State (12/30/18)
FT Pct (6 made)	1.000 (9-9)	4th, vs Eastern Michigan (12/8/18)
Rebounds	16	1st, vs Denver (1/26/19)
Offensive Rebounds	8 (2x)	MR - 3rd, at Oral Roberts (1/30/19)
Defensive Rebounds	11	3rd, at Milwaukee (12/1/18)
Fouls	12	4th, vs Denver (1/26/19)
Assists	9	2nd, at Purdue (11/18/18)
Turnovers	9	1st, vs Denver (1/26/19)
Blocked Shots	4	4th, at Loyola-Chicago (11/29/18)
Steals	8	4th, vs Denver (1/26/19)

## PURDUE FORT WAYNE INDIVIDUAL RECORDS

**Points**  
GAME..... 43, Lindy Jones at St. Joseph's (1/27/96)  
..... 43, Amanda Hyde at Southern Illinois (11/29/12)  
SEASON..... 752, Lisa Miller (1991-92)  
CAREER..... 2358, Lisa Miller (1988-92)

**Scoring Average**  
SEASON..... 26.0, Lindy Jones (1995-96)  
CAREER..... 21.2, Lisa Miller (1988-92)

**Field Goals Made**  
GAME..... 18, Lindy Jones at St. Joseph's (1/27/96)  
SEASON..... 243, Lisa Miller (1991-92)  
CAREER..... 808, Lisa Miller (1988-92)

**Field Goals Attempted**  
GAME..... 30, Lindy Jones at St. Joseph's (1/27/96)  
SEASON..... 537, Johnna Lewis-Carlisle (2007-08)  
CAREER..... 1658, Johnna Lewis-Carlisle (2004-08)

**Field Goal Percentage (min. 10 att.)**  
GAME..... .909 (10-of-11), Stephanie Rosado at Centenary (12/31/10)  
SEASON.. .578 (170-294), Rhonda Unverferth (1984-85)  
CAREER..... .561 (216-385), Amy Neuhouser (1988-90)

**3-Point Field Goals Made**  
GAME..... 9, Jamie Holderman vs SIUE (2/1/01)  
..... 9, Jamie Holderman at Bellarmine (1/13/00)  
SEASON..... 96, Anne Boese (2009-10)  
CAREER..... 301, Anne Boese (2008-12)

**3-Point Field Goals Attempted**  
GAME..... 17, Anne Boese at Oral Roberts (12/29/10)  
..... 17, Jordan Zuppe vs Toledo (11/29/08)  
..... 17, Jamie Holderman at Missouri-St. Louis (2/15/01)  
SEASON..... 236, Amy Gearlds, (2003-04)  
CAREER..... 768, Anne Boese, (2008-12)

**3-Point Field Goal Percentage (min. 5 att.)**  
GAME..... 1.000 (6-of-6), Hilary O'Connell vs UMBC (12/20/05)  
SEASON..... .461 (41-89), Trish Fleming (2000-01)  
CAREER..... .413 (229-555), Haley Seibert (2011-15)

**Free Throws Made**  
GAME.... 22, Ashley Johnson vs North Dakota State (2/26/06)  
SEASON..... 266, Lisa Miller, (1991-92)  
CAREER..... 741, Lisa Miller, (1988-92)

**Free Throw Attempts**  
GAME..... 24, Lisa Miller at Wayne State (11/16/90)  
SEASON..... 336, Lisa Miller, (1991-92)  
CAREER..... 922, Lisa Miller, (1988-92)

**Free Throw Percentage (min. 9 att.)**  
GAME... 1.000 (14-of-14) Haley Seibert vs NKU (12/6/14)  
..... 1.000 (14-of-14) Amanda Hyde vs Indiana (11/12/13)  
..... 1.000 (14-of-14) Amanda Hyde vs Purdue (12/6/12)  
..... 1.000 (14-of-14) Lisa Miller vs St. Joseph's (1/2/92)  
..... 1.000 (14-of-14) Lisa Miller vs Tri-State (12/3/88)  
SEASON..... .914 (127-139), Haley Seibert (2014-15)  
CAREER..... .868 (315-363), Haley Seibert (2011-15)

**Rebounds**  
GAME..... 23, Vereba Bibbs vs UALR (11/28/03)  
SEASON..... 280, Pam Edwards, (1991-92)  
CAREER..... 937, Lisa Miller, (1988-92)

**Rebound Average**  
SEASON..... 10.9, Ann McCleneghen (1979-80)  
CAREER..... 8.4, Lisa Miller (1988-92)

**Assists**  
GAME... 15, Wendy Recker vs Southern Indiana (1/28/95)  
SEASON..... 197, Wendy Recker, (1994-95)  
CAREER..... 419, Wendy Recker, (1993-96)

**Assists Average**  
SEASON..... 7.3, Wendy Recker (1994-95)  
CAREER..... 5.1, Wendy Recker (1993-96)

**Blocks**  
GAME..... 8, Stephanie Rosado Indiana Tech (11/23/10)  
SEASON..... 47, Stephanie Rosado, (2010-11)  
CAREER..... 130, Jennie Newhard, (1992-96)

**Blocks Average**  
SEASON..... 1.6, Jennie Newhard (1993-94)  
..... 1.6, Shalaura McMillan (1996-97)  
CAREER..... 1.3, Jennie Newhard (1992-96)

**Steals**  
GAME.. 10, Kayla Drake at South Dakota State (1/22/11)  
SEASON..... 80, Sue Hendricks, (1980-81)  
CAREER..... 249, Lindy Jones, (1992-96)

**Steals Average**  
SEASON..... 3.5, Sue Hendricks (1980-81)  
CAREER..... 2.8, Laure Renninger (1982-84)

**Games Played**  
SEASON..... 31, Amanda Hyde (2010-11)  
..... 31, Stephanie Rosado (2010-11)  
..... 31, Erin Murphy (2010-11)  
..... 31, Anne Boese (2010-11)  
..... 31, Jordan Zuppe (2010-11)  
CAREER..... 121, Jordan Zuppe (2007-11)

**Games Started**  
SEASON..... 31, Anne Boese (2010-11)  
..... 31, Stephanie Rosado (2010-11)  
..... 31, Jordan Zuppe (2010-11)  
CAREER..... 118, Jordan Zuppe (2007-11)



THE LAST TIME PURDUE FORT WAYNE...  
IN THE RANKINGS

Was Ranked .....No. 18, 3/7/1996  
Played a Ranked (AP) Team .....at No. 23 Michigan, 12/16/2017 (L, 77-45)  
Defeated a Ranked (AP) Team .....at No. 21 Michigan State, 12/1/2013 (W, 81-76)

CONSECUTIVE GAME STREAKS

Won 5+ Consecutive Games .....Dec. 31, 2010 - Jan. 24, 2011 (6 straight)  
Won 10+ Consecutive Games .....Nov. 18, 1995 - Jan. 13, 1996 (14 straight)  
Lost 5+ Consecutive Games .....Dec. 19, 2018 - Jan. 19, 2019 (7 straight)  
Lost 10+ Consecutive Games .....Jan. 13, 2018- Mar. 3, 2018 (11 straight)

SCORING

Scored 20-24 points .....De'Jour Young (25), vs. Omaha, 1/24/2019  
Scored 25-29 points .....Josie Fisher (28), at Western Illinois, 2/4/2016  
Scored 30-39 points .....Kamilah Carter (30), vs. North Dakota State, 2/27/2016  
Scored ≥ 40 points .....Amanda Hyde (41), at SIUE, 11/26/2013  
Freshman Scored 25+ points .....Josie Fisher (28), at Western Illinois, 2/4/2016  
Came off the bench to score 20 .....Jaelencia Williams (23), vs. Oral Roberts, 1/9/2019  
Consecutive 25 point games .....Amanda Hyde, (28), vs. Denver, 3/9/2014; (25), at UIC, 3/19/2014  
Hit game-winning shot under :30 .....Anna Lappenküper (FG/0.00.0) vs. Quincy, 11/25/2017  
Four-point play .....Courtney Ogle, 2-18, 2nd quarter, at IUPUI, 2/21/2016  
Two players scored 20 points .....Josie Fisher (28) and Kamilah Carter (22), at Western Illinois, 2/4/2016  
Three players scored 20 points .....vs. Omaha, 3/1/2014  
.....Haley Seibert (23), Ariana Simmons (22), Amanda Hyde (20)

None in double figures .....at Western Michigan, 12/6/2016  
One in double figures .....De'Jour Young (25), vs. Omaha, 1/24/2019  
Two in double figures .....Jaelencia Williams (23) and Sh'Toya Sanders (12), vs. Oral Roberts, 1/9/2019  
Three in double figures .....at Oral Roberts, 1/30/2019  
.....Kierstyn Repp (15), De'Jour Jaelencia Williams (12) and Sh'Toya Sanders (10)

Four in double figures .....vs. Valparaiso, 12/19/2018  
.....Jaelencia Williams (15), Kierstyn Repp (13), De'Jour Young (13) and Anna Lappenküper (12)  
Five in double figures .....vs. IU Kokomo, 11/6/2018De'Jour Young (22),  
.....Sierra Bell (15), Sh'Toya Sanders (13), Kierstyn Repp (13) and Jaelencia Williams (10)

Six in double figures .....vs. Loyola-Chicago, 11/12/2017; Hannah Albrecht (16), De'Jour Young (12),  
.....KeShyra McCarver (12), Kierstyn Repp (12), Anna Lappenküper (12) and Jaelencia Williams (11)

Scored ≥ 25 points/quarter .....26, 1st quarter, vs. Goshen, 12/16/2018  
Scored ≥ 50 points/half .....50, 2nd half, vs. Eastern Illinois, 12/8/2017  
Scored ≥ 100 points .....101, vs. Indiana Tech, 12/1/2013  
Scored ≥ 100 points/road game .....112, at Indiana-South Bend, 1/9/2002  
Scored ≥ 100 points/neutral site .....106, vs. Western Illinois, 3/10/2013 (@ Souix Falls, S.D.)  
Scored < 10 points/quarter .....8, 2nd quarter, at Western Illinois, 1/19/2019  
Scored ≤ 20 points/half .....20, 1st half, vs. South Dakota State, 1/3/2019  
Scored ≤ 30 points/half .....30, 1st half, at Oral Roberts, 1/30/2019  
Scored < 50 points/game .....48, at Milwaukee, 12/1/2018  
Overcame 10-point deficit to win .....10, vs. North Dakota State, 31-21 (4:48, 2nd), 2/11/2017  
Overcame 15-point deficit to win .....17, at IUPUI, 40-23 (19:17, 2nd), 12/23/2004  
Won by 40 or more points .....52, vs. Grace, 91-39, 11/16/15

FIELD GOAL SHOOTING

Shot ≥ 60%/quarter .....636 (7-of-11), 3rd quarter, vs. Denver, 1/26/2019  
Shot ≥ 70%/quarter .....714 (9-of-18), 2nd quarter, vs. Goshen, 12/16/2018  
Shot ≥ 60%/half .....667 (20-of-30), 1st half, vs. Goshen, 12/16/2018  
Shot ≥ 70%/half .....727 (16-of-22), 2nd half, vs. Eastern Illinois, 12/8/2017  
Shot ≥ 60%/game .....708 (34-of-48), vs. Eastern Illinois, 12/8/2017  
Shot ≥ 70%/game .....708 (34-of-48), vs. Eastern Illinois, 12/8/2017  
Shot ≤ 20%/quarter .....143 (1-of-7), 4th quarter, vs. Denver, 1/26/2019  
Shot ≤ 20%/half .....194 (6-of-31), 1st half, at North Dakota State, 12/28/2018  
Shot ≤ 30%/quarter .....214 (3-of-14), 1st quarter, vs. Omaha, 1/24/2019  
Shot ≤ 30%/half .....290 (9-of-31), 1st half, at Western Illinois, 1/19/2019  
Shot ≤ 30%/game .....241 (13-of-54), at Milwaukee, 12/1/2018  
Shot ≤ 30%/game and won .....288 (15-of-52), vs. Oral Roberts, 2/17/2016  
Shot ≥ 50%/game and lost .....532 (25-of-47), at South Dakota State, 2/8/2015

THREE-POINTERS

Made 6 .....Kierstyn Repp (6), at Coastal Carolina, 12/4/2017  
Made 7 .....Kierstyn Repp (7), at North Dakota State, 1/20/2018  
Made 8 .....Anne Boese (8), vs. Butler, 11/20/2011  
Made 9 .....Jamie Holderman (9), vs. SIU-Edwardsville, 2/1/2001  
Attempted ≥ 10 .....Kierstyn Repp (10), vs. Valparaiso, 12/19/2018  
Attempted ≥ 15 .....Anne Boese (17), at Oral Roberts, 12/29/2010  
Purdue Fort Wayne Made ≥ 15 .....16, at Chicago State, 12/4/2014  
Purdue Fort Wayne Did not make a three-pointer .....at Western Michigan, 12/6/2016  
Purdue Fort Wayne Attempted ≥ 30 .....31, at Western Illinois, 1/19/2019  
Purdue Fort Wayne Attempted ≥ 44 .....48, vs. Bowling Green, 11/19/2004  
Purdue Fort Wayne Shot 60% (min. 10 att.) .....600 (6-of-10), vs. Defiance, 11/12/2016

FREE THROWS

Made 10-of-10 or better .....10-10, Josie Fisher, vs. North Dakota State, 2/27/2016  
Purdue Fort Wayne Shot 90% (min. 10 att.) .....923 (12-of-13), at Oral Roberts, 1/30/2019  
Purdue Fort Wayne Shot ≤ 50% .....500 (4-of-8), at South Dakota, 1/12/2019  
Purdue Fort Wayne Made ≥ 40 .....40 (attempted 48) vs. Southern Indiana, 2/6/1992  
Purdue Fort Wayne Made ≤ 5 FTs .....2 (attempted 3), at Western Illinois, 1/19/2019  
Purdue Fort Wayne Attempted ≥ 50 FTs .....52 (made 42), vs. Northern Kentucky, 12/21/1995  
Purdue Fort Wayne Attempted ≤ 5 FTs .....2 (made 3), at Western Illinois, 1/19/2019

MINUTES PLAYED

Played every minute .....40, Kierstyn Repp, vs. Eastern Michigan, 12/8/2018  
Two or more played every minute .....at Loyola-Chicago, 11/29/2018  
.....40, Hannah Albrecht and De'Jour Young

REBOUNDS

Had ≥ 10 rebounds .....Sh'Toya Sanders (12), vs. Denver, 1/26/2019  
Two Players Had ≥ 10 rebounds .....vs. USC Upstate, 11/21/2015  
.....Courtney Ogle (10) and De'Jour Young (10)  
Three Players Had ≥ 10 rebounds .....at Saint Joseph's (IN), 2/9/1999  
.....Angie Womack (12), Katie Bruening (12), and Laura Douglas (10)  
Had ≥ 15 rebounds .....Keanna Gary (16), at Denver, 1/9/2016  
Had ≥ 20 rebounds .....Verea Bibbs (23), vs. UALR, 11/28/2003  
Had 10 rebounds in consecutive games .....Sh'Toya Sanders  
.....(11), vs. Omaha, 1/24/2019 and (12) vs. Denver, 1/26/2019  
Had 10 rebounds in three consecutive games .....Keanna Gary  
.....(16) vs. Western Illinois, 1/7/2016; (16), at Denver, 1/9/2016; and (11) vs. South Dakota State, 1/13/2016  
Had 10 rebounds in four consecutive games .....Keanna Gary  
.....(10), vs. IUPUI, 1/1/2016; (16), vs. Western Illinois, 1/7/2016;  
.....(16), at Denver, 1/9/2016; and (11) vs. South Dakota State, 1/13/2016  
Had 10 rebounds in five consecutive games .....Lisa Miller  
.....(13) at Kentucky Wesleyan, 2/18/1989; (10) vs. Northern Kentucky, 2/23/1989;  
.....(13) vs. Ashland, 2/25/1989; (16) vs. Wayne State, 2/28/1989; and (12) vs. Taylor, 11/17/1989  
Purdue Fort Wayne had ≥ 50 rebounds .....55, at Western Illinois, 1/19/2019  
Purdue Fort Wayne had ≥ 60 rebounds .....65, vs. Shippensburg, 11/19/1995

DOUBLE-DOUBLES

Last Player .....Sh'Toya Sanders (10 pts/12 rbs), vs. Denver, 1/26/2019  
Freshman .....KeShyra McCarver (22 pts/14 rbs), at Illinois, 11/14/2014  
Points & Rebounds .....Sh'Toya Sanders (10 pts/12 rbs), vs. Denver, 1/26/2019  
Points & Assists .....Maggie Bruening (12 pts/10 ast), vs. Morehead State, 1/5/2004  
Points & Steals .....Kayla Drake (27 pts/10 stl), at South Dakota State, 1/22/2011  
Rebounds & Assists .....Lindsay Wertz (10 rbs/10 ast), at Quincy, 2/17/2001  
Double-double in consecutive games .....Keanna Gary  
.....(10 pts/10 rbs), vs. IUPUI, 1/1/2016; (10 pts/16 rbs), vs. Western Illinois, 1/7/2016  
Double-double in three consecutive games .....Stephanie Rosado  
.....(14 pts/10 rbs), vs. Akron, 11/15/2010; (22 pts/12 rbs), at Youngstown State, 11/20/2010;  
.....(31 pts/13 rbs), vs. Indiana Tech, 11/23/2010  
Double-double in four consecutive games .....Sarah Turner  
.....(16 pts/11 rbs), vs. Ashland, 1/4/1988; (22 pts/13 rbs), vs. Lewis, 1/9/1988;  
.....(15 pts/10 rbs), vs. Huntington 1/16/1988; (17 pts/10 rbs), vs. Kentucky Wesleyan, 1/21/1988  
Two players had double-doubles .....at North Dakota State, 1/9/2014  
.....Amanda Hyde (35 pts/10 rbs) and Stefanie Mauk (12 pts/10 rbs)  
Three players had double-doubles .....vs. Taylor, 11/17/1989 (@ Huntington, Ind.)  
.....Lisa Miller (20 pts/12 rbs), Robin Scott (14 pts/10 rbs), and Pam Edwards (11 pts/11 rbs)  
30 points and 10 rebounds .....Amanda Hyde (35 pts/10 rbs), at North Dakota State, 1/9/2014  
20 points and 15 rebounds .....Jaelencia Williams (23 pts/15 rbs), vs. Oral Roberts, 1/9/2019  
30 points and 15 rebounds .....Pam Edwards (31 pts/18 rbs), vs. Ashland, 1/25/1992

ASSISTS

Had ≥ 8 assists .....Sierra Bell (9), vs. Oral Roberts, 1/9/2019  
Had ≥ 9 assists .....Sierra Bell (9), vs. Oral Roberts, 1/9/2019  
Had ≥ 10 assists .....Jordan Zuppe (11), vs. Oral Roberts, 1/29/2011  
Had ≥ 15 assists .....Wendy Recker (15), vs. Southern Indiana, 1/28/1995  
Had 10 assists in consecutive games .....Maggie Bruening  
.....(10), vs. Morehead State, 1/5/2004; (10), vs. Air Force, 1/7/2004  
Purdue Fort Wayne had 20-24 assists .....20, vs. Kent State, 11/19/2015  
Purdue Fort Wayne had 25-29 assists .....28, vs. Kalamazoo, 12/2/2005  
Purdue Fort Wayne had ≥ 30 assists .....31, vs. Southern Indiana, 2/7/1991  
Purdue Fort Wayne had ≤ 5 assists .....5, vs. South Dakota State, 2/24/2018

BLOCKED SHOTS

Blocked 5-6 shots .....Sh'Toya Sanders (5), at Western Illinois, 1/19/2019  
Blocked ≥ 7 shots .....Jaelencia Williams (7), vs. Denver, 1/26/2019  
Purdue Fort Wayne blocked ≥ 10 shots .....10, vs. Oral Roberts, 1/9/2019

STEALS

Had 5 steals .....Rachel Rinehart vs. Western Illinois, 12/28/2016  
Had 6 steals .....Rachel Rinehart vs. Oral Roberts, 1/21/2017  
Had 7 steals .....Haley Seibert at North Dakota State, 1/17/2015  
Had ≥ 8 steals .....Sierra Bell (8), vs. IU Kokomo, 11/6/2018  
Two Players Had ≥ 5 steals .....Rachel Rinehart (6) and Josie Fisher (5)  
Had 5 steals in consecutive games .....Kayla Drake  
.....(10), at South Dakota State, 1/22/2011; (6), at North Dakota State, 1/24/2011  
Purdue Fort Wayne had ≥ 20 steals .....21, at Milwaukee, 12/28/2015

TURNOVERS

Committed ≥ 20 turnovers .....23, vs. Denver, 1/26/2019  
Committed ≥ 25 turnovers .....26, at Eastern Illinois, 11/15/2018  
Committed ≤ 5 turnovers .....5, at Western Illinois, 2/4/2016  
Committed < 10 turnovers .....9, at Denver, 2/4/2017

OVERTIME

Played an OT game .....at Coastal Carolina (L, 64-58), 12/4/2017  
Played multiple overtimes .....at North Dakota State (W, 98-89, 2ot), 1/9/2014  
Won an OT game .....at North Dakota State (W, 98-89, 2ot), 1/9/2014  
Won in multiple overtimes .....at North Dakota State (W, 98-89, 2ot), 1/9/2014  
Won an OT game at home .....vs. UMKC (W, 82-76), 12/3/2011  
Won an OT game at neutral site .....vs. Western Illinois (W, 106-101, 2ot), 3/10/2013  
Won an OT game on the road .....at North Dakota State (W, 98-89, 2ot), 1/9/2014  
Lost an OT game .....at Coastal Carolina (L, 64-58), 12/4/2017  
Lost in multiple overtimes .....at Hampton (L, 78-77, 2ot), 12/19/2010  
Lost an OT game at home .....vs. Detroit (L, 81-74), 12/2/2014  
Lost an OT game on the road .....at Coastal Carolina (L, 64-58), 12/4/2017







00

JAELENCIA  
WILLIAMS

Sophomore | 6-2  
Indianapolis, Ind.  
Southport

CENTER

SEASON HIGH	CATEGORY	CAREER HIGH
30, vs. Eastern Michigan, 12/8/2018	Minutes	30, vs. Eastern Michigan, 12/8/2018
23, vs. Oral Roberts, 1/9/2019	Points	23, vs. Oral Roberts, 1/9/2019
15, vs. Oral Roberts, 1/9/2019	Rebounds	15, vs. Oral Roberts, 1/9/2019
3, at Milwaukee, 12/1/2018	Assists	3, two times
1, three times	Steals	2, at Belmont, 12/16/2017
7, vs. Denver, 1/26/2019	Blocks	7, vs. Denver, 1/26/2019
9, vs. Oral Roberts, 1/9/2019	FG Made	9, vs. Oral Roberts, 1/9/2019
14, vs. Oral Roberts, 1/9/2019	FG Attempts	14, two times
—	3-PT Made	1, two times
—	3-PT Attempts	1, three times
9, vs. Eastern Michigan, 12/8/2018	FT Made	9, vs. Eastern Michigan, 12/8/2018
12, vs. Eastern Michigan, 12/8/2018	FT Attempts	12, vs. Eastern Michigan, 12/8/2018

## CAREER NOTES

- Majoring in Visual Communication Design

## PRIOR TO FORT WAYNE

- Led her team in scoring with 15.7 points, 9.3 rebounds and 1.9 blocks per game
- Was an All-Conference Indiana First-Team selection
- Named to the Indiana Basketball Coaches Association Large School All-State Team

## ABOUT INDIANAPOLIS, INDIANA

- Is the capital and largest city of the state of Indiana, founded in 1821
- Home of the NFL's Indianapolis Colts and NBA's Indiana Pacers
- The long list of notable people from greater Indianapolis include: Jane Pauley, Brendan Fraser, Steve McQueen, Gordon Hayward, Oscar Robertson, John Wooden and David Letterman

## ABOUT SOUTHPORT HIGH SCHOOL

- Nickname is the Cardinals
- Notable alumni include former ABA and Naismith Memorial Basketball Hall of Famer Louie Dampier, former MLB player Chuck Klein, soap opera star Terry Lester, and current outfielder for the Philadelphia Phillies Cameron Perkins

## CAREER VS. SOUTH DAKOTA

Season	gp-gs	min/avg	Total fg-fga	pct	3-Point fg-fga	pct	F-Throws ft-fga	pct	Rebounds off	def	tot	avg	pf	fo	ast	to	blk	stl	Scoring pts	avg
2017-18	3-0	43/14.3	11-17	.647	0-0	.000	2-5	.400	3	7	10	3.3	1	0	0	4	2	0	24	8.0
2018-19	1-0	15/15.0	2-4	.500	0-0	.000	0-3	.000	1	4	5	5.0	4	0	0	1	1	0	4	4.0
TOTAL	4-0	58/14.5	13-21	.619	0-0	.000	2-8	.250	4	11	15	3.8	5	0	0	5	3	0	28	7.0

SINGLE-GAME HIGHS [all-time ranking]:

Points: 16, vs South Dakota -- 03/03/18

Rebounds: 9, vs South Dakota -- 03/03/18

Blocks: 1, at South Dakota -- 01/12/19; at South Dakota -- 01/13/18; vs South Dakota -- 03/03/18

FG made: 7, vs South Dakota -- 03/03/18

FG attempts: 11, vs South Dakota -- 03/03/18

FT made: 2, vs South Dakota -- 03/03/18

FT attempts: 5, vs South Dakota -- 03/03/18

## SEASON STATS

Opponent	Date	gs	min	Total		3-Pointers		Free throws		Rebounds										
				fg-fga	pct	3fg-fga	pct	ft-fga	pct	off	def	tot	avg	pf	a	t/o	blk	stl	pts	avg
IU KOKOMO	11/06/18	15	5-8	.625	0-0	.000	0-3	.000	1	3	4	4.0	1	0	2	1	0	10	10.0	
at Western Michigan	11/08/18	12	3-8	.375	0-0	.000	3-4	.750	2	1	3	3.5	2	0	2	0	1	9	9.5	
TAYLOR (IN)	11/12/18	23	5-5	1.000	0-0	.000	2-4	.500	4	1	5	4.0	2	0	1	3	0	12	10.3	
at Eastern Illinois	11/15/18	16	3-4	.750	0-0	.000	1-3	.333	1	6	7	4.8	2	0	3	2	0	7	9.5	
at Purdue	11/18/18	20	2-4	.500	0-0	.000	1-6	.167	0	2	2	4.2	4	0	2	1	0	5	8.6	
at Evansville	11/20/18	16	2-4	.500	0-0	.000	3-8	.375	2	1	3	4.0	1	0	1	1	0	7	8.3	
SIUE	11/24/18	15	2-3	.667	0-0	.000	4-5	.800	0	1	1	3.6	3	0	0	1	0	8	8.3	
at Loyola-Chicago	11/29/18	9	2-4	.500	0-0	.000	0-0	.000	0	2	2	3.4	2	0	2	0	0	4	7.8	
at Milwaukee	12/01/18	28	2-10	.200	0-0	.000	4-8	.500	4	4	8	3.9	4	3	4	2	1	8	7.8	
EASTERN MICHIGAN	12/08/18	30	6-12	.500	0-0	.000	9-12	.750	3	3	6	4.1	3	1	1	0	0	21	9.1	
GOSHEN	12/16/18	24	5-8	.625	0-0	.000	3-4	.750	3	6	9	4.5	3	1	7	5	0	13	9.5	
VALPARAISO	12/19/18	26	6-6	1.000	0-0	.000	3-7	.429	7	1	8	4.8	4	0	1	0	1	15	9.9	
at North Dakota State	12/28/18	11	0-5	.000	0-0	.000	0-0	.000	1	3	4	4.8	2	0	0	0	0	0	9.2	
at North Dakota	12/30/18	16	5-9	.556	0-0	.000	0-0	.000	2	3	5	4.8	1	0	1	1	0	10	9.2	
SOUTH DAKOTA STATE	01/03/19	16	3-5	.600	0-0	.000	0-2	.000	2	5	7	4.9	4	0	3	0	0	6	9.0	
ORAL ROBERTS	01/09/19	27	9-14	.643	0-0	.000	5-8	.625	4	11	15	5.6	4	2	6	4	0	23	9.9	
at South Dakota	01/12/19	15	2-4	.500	0-0	.000	0-3	.000	1	4	5	5.5	4	0	1	1	0	4	9.5	
at Western Illinois	01/19/19	13	4-7	.571	0-0	.000	1-1	1.000	5	0	5	5.5	1	0	0	0	0	9	9.5	
OMAHA	01/24/19	18	4-7	.571	0-0	.000	1-2	.500	1	4	5	5.5	3	0	1	0	0	9	9.5	
DENVER	01/26/19	17	2-7	.286	0-0	.000	0-0	.000	0	4	4	5.4	3	1	2	7	1	4	9.2	
at Oral Roberts	01/30/19	24	3-6	.500	0-0	.000	6-6	1.000	1	4	5	5.4	3	0	1	1	0	12	9.3	
Totals		6	391	75-140	.536	0-0	.000	46-86	.535	44	69	113	5.4	56	8	41	30	4	196	9.3

Games played: 21

Minutes/game: 18.6

Points/game: 9.3

FG Pct: 53.6

FT Pct: 53.5

Rebounds/game: 5.4

Assists/game: 0.4

Turnovers/game: 2.0

Assist/turnover ratio: 0.2

Steals/game: 0.2

Blocks/game: 1.4

## CAREER STATS

Season	gp-gs	min/avg	Total fg-fga	pct	3-Point fg-fga	pct	F-Throws ft-fga	pct	Rebounds off	def	tot	avg	pf	fo	ast	to	blk	stl	Scoring pts	avg
2017-18	28-15	518/18.5	91-190	.479	2-3	.667	45-66	.682	60	77	137	4.9	48	0	10	44	26	7	229	8.2
2018-19	21-6	391/18.6	75-140	.536	0-0	.000	46-86	.535	44	69	113	5.4	56	0	8	41	30	4	196	9.3
TOTAL	49-21	909/18.6	166-330	.503	2-3	.667	91-152	.599	104	146	250	5.1	104	0	18	85	56	11	425	8.7



3

SIERRA BELL

Junior | 5-7

Danville, Ill.

Schlarman Academy

Northeast Community College

GUARD

SEASON HIGH	CATEGORY	CAREER HIGH
30, vs. Oral Roberts, 1/9/2019	Minutes	30, vs. Oral Roberts, 1/9/2019
15, vs. IU Kokomo, 11/6/2018	Points	15, vs. IU Kokomo, 11/6/2018
8, vs. IU Kokomo, 11/6/2018	Rebounds	8, vs. IU Kokomo, 11/6/2018
9, vs. Oral Roberts, 1/9/2019	Assists	9, vs. Oral Roberts, 1/9/2019
8, vs. IU Kokomo, 11/6/2018	Steals	8, vs. IU Kokomo, 11/6/2018
1, two times	Blocks	1, two times
5, vs. IU Kokomo, 11/6/2018	FG Made	5, vs. IU Kokomo, 11/6/2018
10, at Western Michigan, 11/8/2018	FG Attempts	10, at Western Michigan, 11/8/2018
2, at Eastern Illinois, 11/15/2018	3-PT Made	2, at Eastern Illinois, 11/15/2018
3, two times	3-PT Attempts	3, two times
7, two times	FT Made	7, two times
10, vs. South Dakota State, 1/3/2019	FT Attempts	10, vs. South Dakota State, 1/3/2019

## CAREER NOTES

- Transferred in for the 2018-19 season
- Majoring in Criminal Justice

## PRIOR TO FORT WAYNE

- Played at Northeast Community College in Norfolk, Nebraska for two seasons
- In 2017-18, led the team in assists (3.3 per game) and steals (1.9 per game). Averaged 10.7 points per game
- Named to the Iowa Community College Athletic Conference's (ICCAC) 2017-18 Division I All-Region First Team

## CAREER VS. SOUTH DAKOTA

Season	gp-gs	min/avg	Total fg-fga	pct	3-Point fg-fga	pct	F-Throws ft-fta	pct	Rebounds off	def	tot	avg	pf	fo	ast	to	blk	stl	Scoring pts	avg
2017-18	3-3	105/35.0	4-18	.222	1-5	.200	8-10	.800	0	9	9	3.0	7	0	5	10	1	1	17	5.7
2018-19	1-1	28/28.0	2-5	.400	1-2	.500	0-0	.000	1	1	2	2.0	3	0	1	3	0	0	5	5.0
TOTAL	4-4	133/33.2	6-23	.261	2-7	.286	8-10	.800	1	10	11	2.8	10	0	6	13	1	1	22	5.5

SINGLE-GAME HIGHS [all-time ranking]:  
Points: 12, South Dakota -- 02/07/18  
Rebounds: 6, vs South Dakota -- 03/03/18  
Assists: 3, vs South Dakota -- 03/03/18  
Steals: 1, at South Dakota -- 01/13/18  
Blocks: 1, at South Dakota -- 01/13/18  
FG made: 4, South Dakota -- 02/07/18  
FG attempts: 8, South Dakota -- 02/07/18

3FG made: 1, at South Dakota -- 01/12/19; South Dakota -- 02/07/18  
3FG attempts: 2, at South Dakota -- 01/12/19; at South Dakota -- 01/13/18; South Dakota -- 02/07/18  
FT made: 3, South Dakota -- 02/07/18; vs South Dakota -- 03/03/18  
FT attempts: 4, South Dakota -- 02/07/18; vs South Dakota -- 03/03/18

## SEASON STATS

Opponent	Date	gs	min	Total fg-fga	pct	3-Pointers 3fg-fga	pct	Free throws ft-fta	pct	Rebounds off	def	tot	avg	pf	a	t/o	blk	stl	pts	avg
IU KOKOMO	11/06/18	22		5-8	.625	1-1	1.000	4-4	1.000	3	5	8	8.0	3	5	6	0	8	15	15.0
at Western Michigan	11/08/18	21		4-10	.400	0-2	.000	0-0	.000	0	5	5	6.5	3	3	1	0	2	8	11.5
TAYLOR (IN)	11/12/18	13		1-8	.125	0-3	.000	2-2	1.000	0	2	2	5.0	4	2	1	0	1	4	9.0
at Eastern Illinois	11/15/18	13		3-5	.600	2-3	.667	0-0	.000	1	1	2	4.3	2	1	2	0	0	8	8.8
at Purdue	11/18/18	13		0-3	.000	0-1	.000	1-2	.500	0	0	0	3.4	2	1	1	0	0	1	7.2
at Evansville	11/20/18	6		0-0	.000	0-0	.000	0-0	.000	0	2	2	3.2	0	0	1	1	0	0	6.0
SIUE	11/24/18	16		2-5	.400	0-1	.000	4-5	.800	1	4	5	3.4	2	3	2	0	0	8	6.3
at Loyola-Chicago	11/29/18	18		3-9	.333	0-0	.000	1-3	.333	1	0	1	3.1	4	3	2	1	2	7	6.4
at Milwaukee	12/01/18	dnp		-	-	-	-	-	-	-	-	-	-	-	-	-	-	-	-	-
EASTERN MICHIGAN	12/08/18	dnp		-	-	-	-	-	-	-	-	-	-	-	-	-	-	-	-	-
GOSHEN	12/16/18	dnp		-	-	-	-	-	-	-	-	-	-	-	-	-	-	-	-	-
VALPARAISO	12/19/18	dnp		-	-	-	-	-	-	-	-	-	-	-	-	-	-	-	-	-
at North Dakota State	12/28/18	11		1-5	.200	0-0	.000	0-0	.000	0	3	3	3.1	2	0	2	0	0	2	5.9
at North Dakota	12/30/18	8		1-5	.200	0-1	.000	4-4	1.000	0	1	1	2.9	2	1	3	0	1	6	5.9
SOUTH DAKOTA STATE	01/03/19	25		2-3	.667	0-1	.000	7-10	.700	1	1	2	2.8	4	3	2	0	0	11	6.4
ORAL ROBERTS	01/09/19	30		1-6	.167	0-1	.000	7-7	1.000	2	3	5	3.0	5	9	4	0	0	9	6.6
at South Dakota	01/12/19	27		4-5	.800	1-1	1.000	0-0	.000	0	4	4	3.1	2	3	3	0	1	9	6.8
at Western Illinois	01/19/19	15		0-5	.000	0-2	.000	0-0	.000	3	2	5	3.2	0	2	1	0	0	0	6.3
OMAHA	01/24/19	12		1-5	.200	0-0	.000	5-6	.833	0	0	0	3.0	3	2	2	0	2	7	6.3
DENVER	01/26/19	17		2-6	.333	0-2	.000	2-2	1.000	1	0	1	2.9	5	3	5	0	1	6	6.3
at Oral Roberts	01/30/19	18		3-6	.500	1-2	.500	2-2	1.000	0	2	2	2.8	3	0	3	0	0	9	6.5
Totals		0	285	33-94	.351	5-21	.238	39-47	.830	13	35	48	2.8	46	41	41	2	18	110	6.5

Games played: 17  
Minutes/game: 16.8  
Points/game: 6.5  
FG Pct: 35.1  
3FG Pct: 23.8  
FT Pct: 83.0

Rebounds/game: 2.8  
Assists/game: 2.4  
Turnovers/game: 2.4  
Assist/turnover ratio: 1.0  
Steals/game: 1.1  
Blocks/game: 0.1

## CAREER STATS

Season	gp-gs	min/avg	Total fg-fga	pct	3-Point fg-fga	pct	F-Throws ft-fta	pct	Rebounds off	def	tot	avg	pf	fo	ast	to	blk	stl	Scoring pts	avg
2018-19	17-0	285/16.8	33-94	.351	5-21	.238	39-47	.830	13	35	48	2.8	46	2	41	41	2	18	110	6.5
TOTAL	17-0	285/16.8	33-94	.351	5-21	.238	39-47	.830	13	35	48	2.8	46	2	41	41	2	18	110	6.5



ELLIE  
**DYKSTRA**

Freshman | 6-1  
 Byron Center Mich.  
 Byron Center

**FORWARD**

4

## CAREER NOTES

- Majoring in Business
- Uncle Jeff played football at Western Michigan for four years, other uncle Todd played football for four seasons at Saginaw Valley State, brother Mitchell played baseball at Muskegon Community College.

## PRIOR TO FORT WAYNE

- Three-time Class A All-Ottawa-Kent Conference selection
- Three-time All-Area honoree
- Named a Basketball Coaches Association of Michigan Class A Honorable Mention her last two seasons
- Averaged 13.9 points, 6.0 rebounds, 4.4 assists and 3.2 steals her junior year.

## CAREER VS. SOUTH DAKOTA

			Total		3-Point		F-Throws		Rebounds				Scoring							
Season	gp-gs	min/avg	fg-fga	pct	fg-fga	pct	ft-fga	pct	off	def	tot	avg	pf	fo	ast	to	blk	stl	pts	avg
2017-18	3-3	105/35.0	4-18	.222	1-5	.200	8-10	.800	0	9	9	3.0	7	0	5	10	1	1	17	5.7
2018-19	1-1	28/28.0	2-5	.400	1-2	.500	0-0	.000	1	1	2	2.0	3	0	1	3	0	0	5	5.0
TOTAL	4-4	133/33.2	6-23	.261	2-7	.286	8-10	.800	1	10	11	2.8	10	0	6	13	1	1	22	5.5

SINGLE-GAME HIGHS [all-time ranking]:

Points: 12, South Dakota -- 02/07/18

Rebounds: 6, vs South Dakota -- 03/03/18

Assists: 3, vs South Dakota -- 03/03/18

Steals: 1, at South Dakota -- 01/13/18

Blocks: 1, at South Dakota -- 01/13/18

FG made: 4, South Dakota -- 02/07/18

FG attempts: 8, South Dakota -- 02/07/18

3FG made: 1, at South Dakota -- 01/12/19; South Dakota -- 02/07/18

3FG attempts: 2, at South Dakota -- 01/12/19; at South Dakota -- 01/13/18; South Dakota -- 02/07/18

FT made: 3, South Dakota -- 02/07/18; vs South Dakota -- 03/03/18

FT attempts: 4, South Dakota -- 02/07/18; vs South Dakota -- 03/03/18

## SEASON STATS

Opponent	Date	gs	min	Total		3-Pointers		Free throws		Rebounds				pf	a	t/o	blk	stl	pts	avg
				fg-fga	pct	3fg-fga	pct	ft-fga	pct	off	def	tot	avg							
IU KOKOMO	11/06/18		17	1-1	1.000	0-0	.000	0-0	.000	2	5	7	7.0	0	0	2	2	0	2	
at Western Michigan	11/08/18		2	0-0	.000	0-0	.000	0-0	.000	0	1	1	4.0	1	1	1	0	0	1.0	
TAYLOR (IN)	11/12/18		2	0-0	.000	0-0	.000	1-2	.500	1	1	2	3.3	2	0	0	0	0	1.0	
at Eastern Illinois	11/15/18		1	0-0	.000	0-0	.000	0-0	.000	0	0	0	2.5	1	0	1	0	0	0.8	
at Purdue	11/18/18		7	0-1	.000	0-0	.000	0-0	.000	0	0	0	2.0	0	0	0	0	1	0.6	
at Evansville	11/20/18		1	0-0	.000	0-0	.000	0-0	.000	0	0	0	1.7	0	0	0	0	0	0.5	
SIUE	11/24/18		dnp	-	-	-	-	-	-	-	-	-	-	-	-	-	-	-	-	
at Loyola-Chicago	11/29/18		11	1-3	.333	0-0	.000	0-0	.000	0	0	0	1.4	1	0	0	0	0	2	0.7
at Milwaukee	12/01/18	*	5	0-1	.000	0-1	.000	0-0	.000	0	0	0	1.3	1	0	0	0	0	0.6	
EASTERN MICHIGAN	12/08/18		10	3-4	.750	0-0	.000	0-0	.000	0	1	1	1.2	0	0	0	0	0	6	1.2
GOSHEN	12/16/18		19	2-2	1.000	0-0	.000	0-0	.000	1	1	2	1.3	4	0	0	1	1	4	1.5
VALPARAISO	12/19/18		2	1-1	1.000	0-0	.000	0-0	.000	0	0	0	1.2	2	0	0	0	0	2	1.5
at North Dakota State	12/28/18		6	1-3	.333	0-1	.000	0-0	.000	1	0	1	1.2	0	0	1	0	0	2	1.6
at North Dakota	12/30/18		6	0-0	.000	0-0	.000	0-0	.000	0	0	0	1.1	1	0	0	0	0	1.5	
SOUTH DAKOTA STATE	01/03/19		11	0-3	.000	0-0	.000	1-2	.500	1	0	1	1.1	2	0	1	0	2	1	1.4
ORAL ROBERTS	01/09/19		14	0-2	.000	0-0	.000	0-0	.000	0	1	1	1.1	0	0	1	1	0	0	1.3
at South Dakota	01/12/19		6	0-1	.000	0-0	.000	0-0	.000	1	0	1	1.1	1	0	0	0	0	0	1.3
at Western Illinois	01/19/19		5	0-0	.000	0-0	.000	0-0	.000	1	0	1	1.1	2	0	1	1	0	0	1.2
OMAHA	01/24/19		dnp	-	-	-	-	-	-	-	-	-	-	-	-	-	-	-	-	-
DENVER	01/26/19		1	0-0	.000	0-0	.000	0-0	.000	0	0	0	1.0	0	0	0	0	0	0	1.1
at Oral Roberts	01/30/19		dnp	-	-	-	-	-	-	-	-	-	-	-	-	-	-	-	-	-
Totals		1	126	9-22	.409	0-2	.000	2-4	.500	8	10	18	1.0	18	1	8	5	4	20	1.1

Games played: 18

Minutes/game: 7.0

Points/game: 1.1

FG Pct: 40.9

3FG Pct: 0.0

FT Pct: 50.0

Rebounds/game: 1.0

Assists/game: 0.1

Turnovers/game: 0.4

Assist/turnover ratio: 0.1

Steals/game: 0.2

Blocks/game: 0.3

## CAREER STATS

Season	gp-gs	min/avg	Total		pct	3-Point		pct	F-Throws			Rebounds				pf	fo	ast	to	blk	stl	Scoring	
			fg-fga			fg-fga			ft-fga		pct	off	def	tot	avg							pts	avg
2018-19	18-1	126/7.0	9-22		.409	0-2		.000	2-4		.500	8	10	18	1.0	18	0	1	8	5	4	20	1.1
TOTAL	18-1	126/7.0	9-22		.409	0-2		.000	2-4		.500	8	10	18	1.0	18	0	1	8	5	4	20	1.1

SEASON HIGH	CATEGORY	CAREER HIGH
19, vs. Goshen, 12/16/2018	Minutes	19, vs. Goshen, 12/16/2018
6, vs. Eastern Michigan, 12/8/2018	Points	6, vs. Eastern Michigan, 12/8/2018
7, vs. IU Kokomo, 11/6/2018	Rebounds	7, vs. IU Kokomo, 11/6/2018
1, at Western Michigan, 11/8/2018	Assists	1, at Western Michigan, 11/8/2018
2, vs. South Dakota State, 1/3/2019	Steals	2, vs. South Dakota State, 1/3/2019
2, vs. IU Kokomo, 11/6/2018	Blocks	2, vs. IU Kokomo, 11/6/2018
3, vs. Eastern Michigan, 12/8/2018	FG Made	3, vs. Eastern Michigan, 12/8/2018
4, vs. Eastern Michigan, 12/8/2018	FG Attempts	4, vs. Eastern Michigan, 12/8/2018
1, at Milwaukee, 12/1/2018	3-PT Made	1, at Milwaukee, 12/1/2018
1, two times	3-PT Attempts	1, at Milwaukee, 12/1/2018
2, two times	FT Made	1, two times
2, two times	FT Attempts	2, two times

## ABOUT BYRON CENTER, MICHIGAN

- Population of 5,822
- Located about 14 miles south-southwest of Grand Rapids.

## ABOUT BYRON CENTER HIGH SCHOOL

- Nickname is the Bulldogs





5

HANNAH

HESS

R-Sophomore | 5-10

Oregon, Ohio

Clay

GUARD

SEASON HIGH	CATEGORY	CAREER HIGH
37, vs. Taylor, 11/12/2018.....	Minutes.....	37, vs. Taylor, 11/12/2018
16, vs. Taylor, 11/12/2018.....	Points.....	16, vs. Taylor, 11/12/2018
7, three times.....	Rebounds.....	7, three times
7, at Eastern Illinois, 11/15/2018.....	Assists.....	7, at Eastern Illinois, 11/15/2018
3, vs. Taylor, 11/12/2018.....	Steals.....	3, vs. Taylor, 11/12/2018
1, two times.....	Blocks.....	1, three times
6, vs. Taylor, 11/12/2018.....	FG Made.....	6, vs. Taylor, 11/12/2018
11, vs. Taylor, 11/12/2018.....	FG Attempts.....	14, vs. Western Illinois, 12/30/2017
4, vs. Taylor, 11/12/2018.....	3-PT Made.....	4, vs. Taylor, 11/12/2018
8, vs. Taylor, 11/12/2018.....	3-PT Attempts.....	10, vs. Western Illinois, 12/30/2017
3, vs. Eastern Michigan, 12/8/2018.....	FT Made.....	3, two time
3, vs. Eastern Michigan, 12/8/2018.....	FT Attempts.....	3, two times

## CAREER NOTES

- Missed the 2016-17 season due to injury, used a reshirt season
- Majoring in Biology

## PRIOR TO FORT WAYNE

- Named to the 2015-16 Division I All-Ohio First Team
- Averaged 16.0 points and 4.0 rebounds per game as a senior
- Was a two-time First Team All-Three Rivers Athletic Conference and First Team All-District selection
- Named the District 7 Player of the Year in her final season at Clay

## ABOUT OREGON, OHIO

- Population of 20,291 | Motto: "A City of Opportunity"
- Is part of the industrial suburb of Toledo, Ohio
- Home to the Sundance Drive-In, one of the last in the region

## ABOUT CLAY HIGH SCHOOL

- Nickname is the Bulldogs
- Notable alumni include NFL Offensive Guard for the Indianapolis Colts Eric Herman, and MLB player A.J. Achter and Chinese Professional Baseball League Jutsin Thomas

## CAREER VS. SOUTH DAKOTA

Season	gp-gs	min/avg	Total		3-Point		F-Throws			Rebounds				Scoring						
			fg-fga	pct	fg-fga	pct	ft-fa	pct		off	def	tot	avg	pts	pts	avg				
2017-18	3-0	41/13.7	1-12	.083	0-7	.000	2-2	1.000		1	3	4	1.3	1	0	1	2	0	0	4
2018-19	1-0	1/1.0	0-0	.000	0-0	.000	0-0	.000		0	0	0	0.0	0	0	0	0	0	0	0
TOTAL	4-0	42/10.5	1-12	.083	0-7	.000	2-2	1.000		1	3	4	1.0	1	0	1	2	0	0	4

SINGLE-GAME HIGHS [all-time ranking]:  
Points: 4, South Dakota -- 02/07/18  
Rebounds: 4, South Dakota -- 02/07/18  
Assists: 1, at South Dakota -- 01/13/18  
FG made: 1, South Dakota -- 02/07/18  
FG attempts: 7, South Dakota -- 02/07/18

3FG attempts: 4, South Dakota -- 02/07/18  
FT made: 2, South Dakota -- 02/07/18  
FT attempts: 2, South Dakota -- 02/07/18

## SEASON STATS

Opponent	Date	gs	min	Total		3-Pointers		Free throws		Rebounds				pf	a	t/o	blk	stl	pts	avg
				fg-fga	pct	3fg-fga	pct	ft-fa	pct	off	def	tot	avg							
IU KOKOMO	11/06/18		13	1-3	.333	0-1	.000	0-0	.000	0	1	1	1.0	3	1	1	0	1	2	2.0
at Western Michigan	11/08/18		22	4-7	.571	1-2	.500	0-0	.000	0	2	2	1.5	1	0	0	0	1	9	5.5
TAYLOR (IN)	11/12/18		37	6-11	.545	4-8	.500	0-0	.000	1	6	7	3.3	2	3	3	1	3	16	9.0
at Eastern Illinois	11/15/18		31	3-6	.500	2-5	.400	0-0	.000	0	2	2	3.0	2	7	2	1	0	8	8.8
at Purdue	11/18/18	*	25	3-8	.375	3-7	.429	0-0	.000	0	1	1	2.6	2	2	2	0	2	9	8.8
at Evansville	11/20/18		13	1-2	.500	0-1	.000	0-0	.000	0	3	3	2.7	0	1	0	0	1	2	7.7
SIUE	11/24/18		14	1-5	.200	1-3	.333	0-0	.000	0	3	3	2.7	2	0	2	0	0	3	7.0
at Loyola-Chicago	11/29/18	*	25	1-4	.250	1-4	.250	0-0	.000	0	1	1	2.5	2	2	1	0	0	3	6.5
at Milwaukee	12/01/18	*	29	1-5	.200	1-3	.333	2-2	1.000	1	6	7	3.0	4	2	1	0	0	5	6.3
EASTERN MICHIGAN	12/08/18		29	4-6	.667	0-1	.000	3-3	1.000	0	4	4	3.1	1	1	2	0	1	11	6.8
GOSHEN	12/16/18		16	4-7	.571	1-3	.333	0-0	.000	0	2	2	3.0	2	0	1	0	2	9	7.0
VALPARAISO	12/19/18		17	0-4	.000	0-3	.000	1-2	.500	0	2	2	2.9	3	1	2	0	0	1	6.5
at North Dakota State	12/28/18		24	2-6	.333	0-3	.000	0-0	.000	1	1	2	2.8	2	1	1	0	0	4	6.3
at North Dakota	12/30/18		13	0-3	.000	0-2	.000	2-2	1.000	0	2	2	2.8	0	2	3	0	1	2	6.0
SOUTH DAKOTA STATE	01/03/19		7	0-1	.000	0-1	.000	0-0	.000	1	0	1	2.7	0	0	2	0	0	0	5.6
ORAL ROBERTS	01/09/19	dnpr		-	-	-	-	-	-	-	-	-	-	-	-	-	-	-	-	-
at South Dakota	01/12/19		1	0-0	.000	0-0	.000	0-0	.000	0	0	0	2.5	0	0	0	0	0	0	5.3
at Western Illinois	01/19/19		17	4-9	.444	3-5	.600	0-0	.000	3	4	7	2.8	3	0	1	0	1	11	5.6
OMAHA	01/24/19		26	1-5	.200	0-2	.000	0-0	.000	2	2	4	2.8	0	0	1	0	0	2	5.4
DENVER	01/26/19		24	1-3	.333	1-2	.500	2-2	1.000	0	3	3	2.8	2	0	2	0	0	5	5.4
at Oral Roberts	01/30/19		25	0-3	.000	0-3	.000	2-2	1.000	1	2	3	2.9	0	0	0	0	0	2	5.2
Totals		3	408	37-98	.378	18-59	.305	12-13	.923	10	47	57	2.9	31	23	27	2	13	104	5.2

Games played: 20  
Minutes/game: 20.4  
Points/game: 5.2  
FG Pct: 37.8  
3FG Pct: 30.5  
FT Pct: 92.3

Rebounds/game: 2.9  
Assists/game: 1.2  
Turnovers/game: 1.4  
Assist/turnover ratio: 0.9  
Steals/game: 0.7  
Blocks/game: 0.1

## CAREER STATS

Season	gp-gs	min/avg	Total		3-Point		F-Throws			Rebounds				Scoring						
			fg-fga	pct	fg-fga	pct	ft-fa	pct		off	def	tot	avg	pts	pts	avg				
2017-18	27-2	364/13.5	34-113	.301	21-78	.269	8-9	.889		5	28	33	1.2	18	0	15	25	2	10	97
2018-19	20-3	408/20.4	37-98	.378	18-59	.305	12-13	.923		10	47	57	2.9	31	0	23	27	2	13	104
TOTAL	47-5	772/16.4	71-211	.336	39-137	.285	20-22	.909		15	75	90	1.9	49	0	38	52	4	23	201



10

HANNAH ALBRECHT

Junior | 5-7

Crown Point, Ind.

Crown Point

Saint Joseph's (IN)

GUARD

SEASON HIGH	CATEGORY	CAREER HIGH
40, at Loyola-Chicago, 11/29/2018	Minutes	43, vs. William Jewell, 2/11/2017 *
18, vs. Denver, 1/26/2019	Points	23, at Maryville, 1/5/2017 *
6, two times	Rebounds	7, two times *
5, vs. Valparaiso, 12/19/2018	Assists	8, vs. Bellarmine, 1/28/2017 *
2, at Western Michigan, 11/8/2018	Steals	3, six times *
—	Blocks	2, at Truman State, 2/4/2017 *
6, three times	FG Made	10, vs. Bellarmine, 1/28/2017 *
15, at Milwaukee, 12/1/2018	FG Attempts	16, vs. Bellarmine, 1/28/2017 *
3, two times	3-PT Made	3, seven times *
6, at Milwaukee, 12/1/2018	3-PT Attempts	7, four times *
8, vs. Denver, 1/26/2019	FT Made	8, vs. Denver, 1/26/2019
10, vs. Denver, 1/26/2019	FT Attempts	10, vs. Denver, 1/26/2019

\* = Includes while at Saint Joseph's

## CAREER NOTES

- Transferred in for the 2017-18 season
- Majoring in Marketing
- Brothers Spike played at Michigan and Purdue, and Stephen played at Toledo and Brown; father Chuck played at Vincennes and Purdue Calumet; grandfather Charles played briefly at Indiana.

## PRIOR TO FORT WAYNE

- Played one season at Saint Joseph's (IN) before it closed in May of 2017
- Named Third Team All-Great Lakes Valley Conference (GLVC)
- Named to the GLVC All-Freshman Team

## CAREER VS. SOUTH DAKOTA

Season	gp-gs	min/avg	Total fg-fga	pct	3-Point fg-fga	pct	F-Throws ft-fga	pct	Rebounds off	def	tot	avg	pf	fo	ast	to	blk	stl	pts	avg
2017-18	3-3	105/35.0	4-18	.222	1-5	.200	8-10	.800	0	9	9	3.0	7	0	5	10	1	1	17	5.7
2018-19	1-1	28/28.0	2-5	.400	1-2	.500	0-0	.000	1	1	2	2.0	3	0	1	3	0	0	5	5.0
TOTAL	4-4	133/33.2	6-23	.261	2-7	.286	8-10	.800	1	10	11	2.8	10	0	6	13	1	1	22	5.5

SINGLE-GAME HIGHS [all-time ranking]:

Points: 12, South Dakota -- 02/07/18

Rebounds: 6, vs South Dakota -- 03/03/18

Assists: 3, vs South Dakota -- 03/03/18

Steals: 1, at South Dakota -- 01/13/18

Blocks: 1, at South Dakota -- 01/13/18

FG made: 4, South Dakota -- 02/07/18

FG attempts: 8, South Dakota -- 02/07/18

3FG made: 1, at South Dakota -- 01/12/19; South Dakota -- 02/07/18

3FG attempts: 2, at South Dakota -- 01/12/19; at South Dakota -- 01/13/18; South Dakota -- 02/07/18

FT made: 3, South Dakota -- 02/07/18; vs South Dakota -- 03/03/18

FT attempts: 4, South Dakota -- 02/07/18; vs South Dakota -- 03/03/18

## SEASON STATS

Opponent	Date	gs	min	Total		3-Pointers		Free throws		Rebounds			pf	a	t/o	blk	stl	pts	avg		
				fg-fga	pct	3fg-fga	pct	ft-fga	pct	off	def	tot								avg	
IU KOKOMO	11/06/18	*	28	3-5	.600	0-1	.000	0-0	.000	0	1	1	1.0	1	2	2	0	1	6	3.0	
at Western Michigan	11/08/18	*	17	0-0	.000	0-0	.000	0-0	.000	0	1	1	1.0	2	1	1	0	2	0	6.0	
TAYLOR (IN)	11/12/18	*	35	6-10	.600	2-3	.667	0-0	.000	0	1	1	1.0	1	1	3	0	0	14	6.7	
at Eastern Illinois	11/15/18	*	29	2-8	.250	1-3	.333	1-2	.500	0	2	2	1.3	1	1	4	0	0	6	6.5	
at Purdue	11/18/18	*	22	4-9	.444	2-4	.500	2-2	1.000	0	1	1	1.2	2	0	3	0	0	12	7.6	
at Evansville	11/20/18	*	31	2-7	.286	0-1	.000	1-1	1.000	2	4	6	2.0	3	3	0	0	0	5	7.2	
SIUE	11/24/18	*	36	3-8	.375	0-3	.000	1-2	.500	0	1	1	1.9	2	2	1	0	0	7	7.1	
at Loyola-Chicago	11/29/18	*	40	6-13	.462	3-4	.750	0-0	.000	0	2	2	1.9	1	2	2	0	1	15	8.1	
at Milwaukee	12/01/18	*	39	3-15	.200	1-6	.167	2-2	1.000	0	4	4	2.1	1	2	3	0	0	9	8.2	
EASTERN MICHIGAN	12/08/18	*	17	0-2	.000	0-1	.000	0-0	.000	0	0	0	1.9	5	2	3	0	0	0	7.4	
GOSHEN	12/16/18	*	27	5-10	.500	1-3	.333	0-0	.000	2	0	2	1.9	2	1	1	0	1	11	7.7	
VALPARAISO	12/19/18	*	35	3-8	.375	0-2	.000	0-0	.000	1	2	3	2.0	0	5	1	0	1	6	7.6	
at North Dakota State	12/28/18	*	23	2-6	.333	2-2	1.000	0-0	.000	0	4	4	2.2	4	1	1	0	0	6	7.5	
at North Dakota	12/30/18	*	31	2-9	.222	1-3	.333	4-4	1.000	1	0	1	2.1	4	2	1	0	0	9	7.6	
SOUTH DAKOTA STATE	01/03/19	*	20	3-4	.750	1-1	1.000	0-0	.000	0	5	5	2.3	1	0	3	0	0	7	7.5	
ORAL ROBERTS	01/09/19	*	16	2-3	.667	2-2	1.000	0-0	.000	1	1	2	2.3	1	0	4	0	0	6	7.4	
at South Dakota	01/12/19	*	28	2-5	.400	1-2	.500	0-0	.000	1	1	2	2.2	3	1	3	0	0	5	7.3	
at Western Illinois	01/19/19	*	31	6-13	.462	3-5	.600	1-2	.500	1	3	4	2.3	4	2	3	0	0	16	7.8	
OMAHA	01/24/19	*	39	1-5	.200	1-3	.333	1-2	.500	0	2	2	2.3	2	1	3	0	1	4	7.6	
DENVER	01/26/19	*	40	5-13	.385	0-4	.000	8-10	.800	1	5	6	2.5	1	4	4	0	1	18	8.1	
at Oral Roberts	01/30/19	*	20	1-2	.500	1-1	1.000	0-0	.000	0	1	1	2.4	0	2	2	0	0	3	7.9	
Totals			20	604	61-155	.394	22-54	.407	21-27	.778	10	41	51	2.4	41	35	48	0	8	165	7.9

Games played: 21

Minutes/game: 28.8

Points/game: 7.9

FG Pct: 39.4

3FG Pct: 40.7

FT Pct: 77.8

Rebounds/game: 2.4

Assists/game: 1.7

Turnovers/game: 2.3

Assist/turnover ratio: 0.7

Steals/game: 0.4

## CAREER STATS

Season	gp-gs	min/avg	Total fg-fga	pct	3-Point fg-fga	pct	F-Throws ft-fga	pct	Rebounds off	def	tot	avg	pf	fo	ast	to	blk	stl	pts	avg
2016-17*	29-26	301/10.4	95-225	.422	31-92	.337	48-55	.873	10	64	74	2.6	48	1	48	47	5	29	269	9.3
2017-18	27-26	835/30.9	67-172	.390	23-55	.418	39-47	.830	6	72	78	2.9	47	0	53	56	5	20	196	7.3
2018-19	21-20	604/28.8	61-155	.394	22-54	.407	21-27	.778	10	41	51	2.4	41	1	35	48	0	8	165	7.9
TOTAL	48-46	1439/30.0	128-327	.391	45-109	.413	60-74	.811	16	113	129	2.7	88	1	88	104	5	28	361	7.5
All*	77-72	1740/22.6	223-552	.404	76-201	.378	108-129	.837	26	177	203	2.6	136	2	136	151	10	57	630	8.2

\* include statistics from Saint Joseph's



12

ANNA LAPPENKÜPER

Junior | 5-9  
 Herne, Germany  
 Otto Hahn Gymnasium

GUARD

## CAREER NOTES

- 2016-17 Summit League Academic Honor Roll
- Majoring in Management

## PRIOR TO FORT WAYNE

- Member of the U20 German National team that won the 2017 FIBA U20 Women's European Championship, Division B title
- Team captain of the German U16 team that won gold in Division B at the 2014 FIBA Women's European Championship

## CAREER VS. SOUTH DAKOTA

				Total		3-Point		F-Throws		Rebounds											Scoring	
Season	gp-gs	min/avg	fg-fga	pct	fg-fga	pct	ft-fga	pct	off	def	tot	avg	pf	fo	ast	to	blk	stl	pts	avg		
2016-17	2-2	65/32.5	10-24	.417	2-7	.286	3-6	.500	1	3	4	2.0	2	0	2	3	0	1	25	12.5		
2017-18	3-3	59/19.7	6-17	.353	3-5	.600	1-2	.500	2	5	7	2.3	3	0	0	6	0	0	16	5.3		
2018-19	1-1	32/32.0	4-10	.400	3-6	.500	0-0	.000	0	1	1	1.0	1	0	1	6	0	1	11	11.0		
TOTAL	6-6	156/26.0	20-51	.392	8-18	.444	4-8	.500	3	9	12	2.0	6	0	3	15	0	2	52	8.7		

SINGLE-GAME HIGHS [all-time ranking]:

Points: 15, South Dakota -- 02/09/17  
Rebounds: 3, at South Dakota -- 01/13/18; South Dakota -- 02/09/17  
Assists: 2, South Dakota -- 02/09/17  
Steals: 1, at South Dakota -- 01/12/19; South Dakota -- 02/09/17  
FG made: 6, South Dakota -- 02/09/17

## ABOUT HERNE, GERMANY

- Home to the Cranger Kirmes funfair every first week of August. The second largest carnival in Germany with an average of around 4,500,000 visitors. Its origins can be traced back to the 15th century

## ABOUT GERMANY

- Population: 82,175,700, 16th largest in the world | Official language is German
- East Germany and West Germany reunified on October 3, 1990
- Is the largest music market in Europe and home to German-born music composers Johann Sebastian Bach and Ludwig van Beethoven
- Known as a leading automobile haven of the world include Mercedes-Benz, BMW, Volkswagen, Audi and Porsche

## SEASON STATS

Opponent	Date	gs	min	Total		3-Pointers		Free throws		Rebounds				pf	a	t/o	blk	stl	pts	avg
				fg-fga	pct	3fg-fga	pct	ft-fga	pct	off	def	tot	avg							
IU KOKOMO	11/06/18	*	30	1-4	.250	0-2	.000	0-0	.000	0	5	5	5.0	2	6	2	0	2	2	2.0
at Western Michigan	11/08/18	*	40	1-5	.200	1-2	.500	0-0	.000	2	1	3	4.0	2	4	4	0	2	3	2.5
TAYLOR (IN)	11/12/18	*	29	4-9	.444	1-3	.333	0-0	.000	1	2	3	3.7	0	4	4	0	2	9	4.7
at Eastern Illinois	11/15/18	*	24	1-3	.333	0-0	.000	0-0	.000	2	2	4	3.8	0	2	5	1	0	2	4.0
at Purdue	11/18/18	*	32	3-8	.375	1-4	.250	0-2	.000	1	1	2	3.4	3	2	2	0	1	7	4.6
at Evansville	11/20/18	*	35	3-5	.600	0-1	.000	4-4	1.000	0	4	4	3.5	2	4	3	2	1	10	5.5
SIUE	11/24/18	*	28	2-3	.667	1-2	.500	0-0	.000	2	4	6	3.9	1	0	3	0	1	5	5.4
at Loyola-Chicago	11/29/18	*	29	3-10	.300	3-6	.500	0-0	.000	0	2	2	3.6	3	4	2	1	0	9	5.9
at Milwaukee	12/01/18	*	25	1-5	.200	1-2	.500	1-2	.500	2	1	3	3.6	2	1	1	0	1	4	5.7
EASTERN MICHIGAN	12/08/18	*	34	2-9	.222	1-5	.200	0-0	.000	1	1	2	3.4	3	2	1	0	3	5	5.6
GOSHEN	12/16/18	*	31	1-4	.250	1-4	.250	0-0	.000	2	0	2	3.3	2	7	1	0	2	3	5.4
VALPARAISO	12/19/18	*	38	5-11	.455	2-4	.500	0-0	.000	1	1	2	3.2	2	4	4	0	3	12	5.9
at North Dakota State	12/28/18	*	31	2-5	.400	0-1	.000	0-0	.000	0	1	1	3.0	5	5	1	1	3	4	5.8
at North Dakota	12/30/18	*	36	3-4	.750	1-1	1.000	1-1	1.000	1	3	4	3.1	4	2	4	0	4	8	5.9
SOUTH DAKOTA STATE	01/03/19	*	30	1-5	.200	0-1	.000	0-0	.000	0	1	1	2.9	3	1	4	0	1	2	5.7
ORAL ROBERTS	01/09/19	*	31	1-3	.333	1-2	.500	0-0	.000	1	3	4	3.0	1	0	2	0	0	3	5.5
at South Dakota	01/12/19	*	32	4-10	.400	3-6	.500	0-0	.000	0	1	1	2.9	1	1	6	0	1	11	5.8
at Western Illinois	01/19/19	*	37	1-6	.167	0-4	.000	0-0	.000	1	4	5	3.0	3	1	5	0	0	2	5.6
OMAHA	01/24/19	*	28	2-6	.333	0-1	.000	0-0	.000	0	0	0	2.8	0	2	3	0	3	4	5.5
DENVER	01/26/19	*	22	1-2	.500	1-2	.500	1-2	.500	0	1	1	2.8	4	1	3	0	0	4	5.5
Totals		20	622	42-117	.359	18-53	.340	7-11	.636	17	38	55	2.8	43	53	60	5	30	109	5.5

Games played: 20  
Minutes/game: 31.1  
Points/game: 5.5  
FG Pct: 35.9  
3FG Pct: 34.0  
FT Pct: 63.6

Rebounds/game: 2.8  
Assists/game: 2.7  
Turnovers/game: 3.0  
Assist/turnover ratio: 0.9  
Steals/game: 1.5  
Blocks/game: 0.3

## CAREER STATS

			Total		3-Point		F-Throws		Rebounds											Scoring	
Season	gp-gs	min/avg	fg-fga	pct	fg-fga	pct	ft-fga	pct	off	def	tot	avg	pf	fo	ast	to	blk	stl	pts	avg	
2016-17	29-24	888/30.6	75-206	.364	19-79	.241	24-34	.706	10	64	74	2.6	62	2	46	84	2	26	193	6.7	
2017-18	27-27	783/29.0	68-188	.362	18-61	.295	39-47	.830	26	36	62	2.3	66	0	54	58	2	16	193	7.1	
2018-19	21-21	646/30.8	43-123	.350	18-56	.321	7-11	.636	17	38	55	2.6	43	1	56	60	5	31	111	5.3	
TOTAL	77-72	2317/30.1	186-517	.360	55-196	.281	70-92	.761	53	138	191	2.5	171	3	156	202	9	73	497	6.5	

## 17 2018-19 PURDUE FORT WAYNE WOMEN'S BASKETBALL GAME NOTES



@MastodonWBB





De'JOUR  
YOUNG

Senior | 5-7  
 Fort Wayne, Ind.  
 Concordia Lutheran

GUARD

13

SEASON HIGH	CATEGORY	CAREER HIGH
40, at Loyola-Chicago, 11/29/2018	Minutes	40, three times
25, vs. Omaha, 1/24/2019	Points	25, vs. Omaha, 1/24/2019
14, two times	Rebounds	14, two times
4, three times	Assists	5, three times
4, at Evansville, 11/20/2018	Steals	5, vs. Grace, 11/16/2015
3, vs. Oral Roberts, 1/9/2019	Blocks	3, two times
10, vs. Omaha, 1/24/2019	FG Made	10, vs. Omaha, 1/24/2019
17, at North Dakota, 12/30/2018	FG Attempts	19, vs. Maryville, 12/19/2017
3, two times	3-PT Made	3, three times
7, at Milwaukee, 12/1/2018	3-PT Attempts	8, vs. Maryville, 12/19/2017
8, vs. Eastern Michigan, 12/8/2018	FT Made	8, two times
10, vs. IU Kokomo, 11/6/2018	FT Attempts	10, three times

## CAREER NOTES

- Majoring in Criminal Justice

## PRIOR TO FORT WAYNE

- Led Concordia to the Summit Athletic Conference tournament title in 2015
- Averaged 18.5 points, 7.1 rebounds, 2.6 assists, and 1.5 steals per game
- Was a 2015 First Team All-SAC
- Was a 2015 All-Northeast Indiana First Team honoree

## ABOUT FORT WAYNE, INDIANA

- Incorporated on February 22, 1840, and is the second largest city in the state. The nickname, The Summit City, is due to its location at the zenith of the locks on the canal
- Also home to the ECHL's Fort Wayne Komets, the Midwest League's Fort Wayne TinCaps, and the NBA G League's Fort Wayne Mad Ants
- Original home to the Fort Wayne Pistons, before moving to Detroit. Was also home to the Fort Wayne Daisies of the All-American Girls Professional Baseball League

## ABOUT CONCORDIA LUTHERAN HIGH SCHOOL

- Nickname is the Cadets
- Notable alumni include leading NFL agent Eugene Parker, sixth round MLB draft pick Brian Reith, and Professional mixed martial artist and former UFC fighter Dave Herman

## CAREER VS. SOUTH DAKOTA

Season	gp-gs	min/avg	Total fg-fga	pct	3-Point fg-fga	pct	F-Throws ft-fga	pct	Rebounds off	def	tot	avg	pf	fo	ast	to	blk	stl	Scoring pts	avg
2015-16	2-2	48/24.0	3-16	.188	0-3	.000	4-4	1.000	2	2	4	2.0	4	0	2	3	0	0	10	5.0
2016-17	2-2	63/31.5	9-29	.310	0-5	.000	1-2	.500	2	2	4	2.0	7	0	6	6	2	1	19	9.5
2017-18	3-3	107/35.7	12-31	.387	0-6	.000	13-18	.722	3	12	15	5.0	5	0	1	6	1	3	37	12.3
2018-19	1-1	34/34.0	4-9	.444	1-4	.250	0-0	.000	1	3	4	4.0	1	0	2	4	0	1	9	9.0
TOTAL	8-8	252/31.5	28-85	.329	1-18	.056	18-24	.750	8	19	27	3.4	17	0	11	19	3	5	75	9.4

SINGLE-GAME HIGHS [all-time ranking]:

Points: 21, South Dakota -- 02/07/18

Rebounds: 6, South Dakota -- 02/07/18

Assists: 3, at South Dakota -- 01/18/17; South Dakota -- 02/09/17

Steals: 1, 5 times

Blocks: 1, at South Dakota -- 01/13/18; at South Dakota -- 01/18/17; South Dakota -- 02/09/17

FG made: 7, South Dakota -- 02/07/18

FG attempts: 16, at South Dakota -- 01/18/17

3FG made: 1, at South Dakota -- 01/12/19

3FG attempts: 4, at South Dakota -- 01/12/19; South Dakota -- 02/07/18

FT made: 7, South Dakota -- 02/07/18

FT attempts: 9, South Dakota -- 02/07/18

## SEASON STATS

Opponent	Date	gs	min	Total		3-Pointers		Free throws		Rebounds				pf	a	t/o	blk	stl	pts	avg	
				fg-fga	pct	3fg-fga	pct	ft-fga	pct	off	def	tot	avg								
IU KOKOMO	11/06/18	*	24	7-10	.700	1-2	.500	7-10	.700	3	1	4	4.0	3	1	1	2	1	22	22.0	
at Western Michigan	11/08/18	*	31	6-10	.600	2-2	1.000	0-4	.000	2	5	7	5.5	5	1	6	0	1	14	18.0	
TAYLOR (IN)	11/12/18	*	31	6-11	.545	1-2	.500	7-8	.875	4	4	8	6.3	2	2	1	1	2	20	18.7	
at Eastern Illinois	11/15/18	*	31	2-8	.250	1-3	.333	2-2	1.000	2	7	9	7.0	2	1	5	0	0	7	15.8	
at Purdue	11/18/18	*	32	1-7	.143	0-1	.000	2-2	1.000	3	2	5	6.6	3	4	0	0	2	4	13.4	
at Evansville	11/20/18	*	39	7-13	.538	2-6	.333	3-4	.750	1	6	7	6.7	3	1	2	1	4	19	14.3	
SIUE	11/24/18	*	36	1-11	.091	0-2	.000	2-4	.500	1	5	6	6.6	2	2	4	0	2	4	12.9	
at Loyola-Chicago	11/29/18	*	40	6-11	.545	3-6	.500	3-5	.600	1	2	3	6.1	1	3	1	0	1	18	13.5	
at Milwaukee	12/01/18	*	37	2-10	.200	2-7	.286	4-6	.667	2	1	3	5.8	1	0	1	1	1	10	13.1	
EASTERN MICHIGAN	12/08/18	*	40	2-6	.333	0-2	.000	8-9	.889	3	4	7	5.9	3	2	6	0	3	12	13.0	
GOSHEN	12/16/18	*	26	8-10	.800	0-1	.000	3-3	1.000	3	5	8	6.1	1	4	3	2	3	19	13.5	
VALPARAISO	12/19/18	*	35	4-11	.364	1-5	.200	4-7	.571	4	10	14	6.8	4	2	5	0	0	13	13.5	
at North Dakota State	12/28/18	*	32	8-17	.471	1-1	1.000	2-2	1.000	4	2	6	6.7	3	2	2	1	0	19	13.9	
at North Dakota	12/30/18	*	36	3-12	.250	1-3	.333	3-4	.750	0	5	5	6.6	4	3	4	0	1	10	13.6	
SOUTH DAKOTA STATE	01/03/19	*	34	3-6	.500	1-3	.333	3-4	.750	0	2	2	6.3	0	3	3	0	1	10	13.4	
ORAL ROBERTS	01/09/19	*	27	0-6	.000	0-2	.000	1-2	.500	3	5	8	6.4	4	4	2	3	0	1	12.6	
at South Dakota	01/12/19	*	34	4-9	.444	1-4	.250	0-0	.000	1	3	4	6.2	1	2	4	0	1	9	12.4	
at Western Illinois	01/19/19	*	35	5-14	.357	3-6	.500	0-0	.000	3	11	14	6.7	3	1	3	0	0	13	12.4	
OMAHA	01/24/19	*	37	10-15	.667	2-3	.667	3-4	.750	3	3	6	6.6	3	2	4	0	1	25	13.1	
DENVER	01/26/19	*	27	5-7	.714	2-4	.500	2-4	.500	2	1	3	6.5	3	1	4	0	2	14	13.2	
at Oral Roberts	01/30/19	*	32	1-7	.143	1-5	.200	0-0	.000	0	7	7	6.5	3	0	3	0	1	3	12.7	
Totals			21	696	91-211	.431	25-70	.357	59-84	.702	45	91	136	6.5	54	41	64	11	27	266	12.7

Games played: 21

Minutes/game: 33.1

Points/game: 12.7

FG Pct: 43.1

3FG Pct: 35.7

FT Pct: 70.2

Rebounds/game: 6.5

Assists/game: 2.0

Turnovers/game: 3.0

Assist/turnover ratio: 0.6

Steals/game: 1.3

Blocks/game: 0.5

## CAREER STATS

Season	gp-gs	min/avg	Total fg-fga	pct	3-Point fg-fga	pct	F-Throws ft-fga	pct	Rebounds off	def	tot	avg	pf	fo	ast	to	blk	stl	Scoring pts	avg
2015-16	30-21	688/22.9	72-176	.409	8-19	.421	51-72	.708	55	52	107	3.6	69	1	34	34	8	33	203	6.8
2016-17	29-29	910/31.4	134-327	.410	12-62	.194	74-87	.851	56	101	157	5.4	77	2	59	68	6	27	354	12.2
2017-18	26-24	848/32.6	101-280	.361	14-65	.215	72-101	.713	64	93	157	6.0	53	0	45	74	16	34	288	11.1
2018-19	21-21	696/33.1	91-211	.431	25-70	.357	59-84	.702	45	91	136	6.5	54	1	41	64	11	27	266	12.7
TOTAL	106-95	3142/29.6	398-994	.400	59-216	.273	256-344	.744	220	337	557	5.3	253	4	179	240	41	121	1111	10.5



SEASON HIGH	CATEGORY	CAREER HIGH
27, two times	Minutes	38, four times *
13, two times	Points	38, at Northern Illinois, 11/22/2016 *
12, vs. Denver, 1/26/2019	Rebounds	23, at Northern Illinois, 11/22/2016 *
2, three times	Assists	3, three times *
3, two times	Steals	5, three times *
5, at Western Illinois, 1/19/2019	Blocks	6, two times *
6, three times	FG Made	11, at Northern Illinois, 11/22/2016 *
16, at Evansville, 11/20/2018	FG Attempts	22, at Northern Illinois, 11/22/2016 *
—	3-PT Made	1, two times *
—	3-PT Attempts	3, at Ball State, 12/1/2016 *
4, three times	FT Made	15, at Northern Illinois, 11/22/2016 *
6, two times	FT Attempts	19, at Northern Illinois, 11/22/2016 *

\* = While at Chicago State

## CAREER NOTES

- Sat out the 2017-18 season due to transfer rules
- Majoring in Criminal Justice

## PRIOR TO FORT WAYNE

- Played two seasons at Chicago State (2015-16 and 2016-17)
- Named the Western Athletic Conference Player of the Week on 11/28/2016
- Had 23 rebounds at Northern Illinois on 11/22/2016, which were fifth most by a Division I player that season

## CAREER VS. SOUTH DAKOTA

Season	gp-gs	min/avg	Total fg-fga	pct	3-Point fg-fga	pct	F-Throws ft-fga	pct	Rebounds off	def	tot	avg	pf	fo	ast	to	blk	stl	pts	avg
2017-18	3-3	105/35.0	4-18	.222	1-5	.200	8-10	.800	0	9	9	3.0	7	0	5	10	1	1	17	5.7
2018-19	1-1	28/28.0	2-5	.400	1-2	.500	0-0	.000	1	1	2	2.0	3	0	1	3	0	0	5	5.0
TOTAL	4-4	133/33.2	6-23	.261	2-7	.286	8-10	.800	1	10	11	2.8	10	0	6	13	1	1	22	5.5

SINGLE-GAME HIGHS [all-time ranking]:

Points: 12, South Dakota -- 02/07/18  
Rebounds: 6, vs South Dakota -- 03/03/18  
Assists: 3, vs South Dakota -- 03/03/18  
Steals: 1, at South Dakota -- 01/13/18  
Blocks: 1, at South Dakota -- 01/13/18  
FG made: 4, South Dakota -- 02/07/18

FG attempts: 8, South Dakota -- 02/07/18

3FG made: 1, at South Dakota -- 01/12/19; South Dakota -- 02/07/18

3FG attempts: 2, at South Dakota -- 01/12/19; at South Dakota -- 01/13/18; South Dakota -- 02/07/18

FT made: 3, South Dakota -- 02/07/18; vs South Dakota -- 03/03/18

FT attempts: 4, South Dakota -- 02/07/18; vs South Dakota -- 03/03/18

## SEASON STATS

Opponent	Date	gs	min	Total		3-Pointers		Free throws		Rebounds				pf	a	t/o	blk	stl	pts	avg	
				fg-fga	pct	3fg-fga	pct	ft-fga	pct	off	def	tot	avg								
IU KOKOMO	11/06/18	*	30	1-4	.250	0-2	.000	0-0	.000	0	5	5	5.0	2	6	2	0	2	2	2.0	
at Western Michigan	11/08/18	*	40	1-5	.200	1-2	.500	0-0	.000	2	1	3	4.0	2	4	4	0	2	3	2.5	
TAYLOR (IN)	11/12/18	*	29	4-9	.444	1-3	.333	0-0	.000	1	2	3	3.7	0	4	4	0	2	9	4.7	
at Eastern Illinois	11/15/18	*	24	1-3	.333	0-0	.000	0-0	.000	2	2	4	3.8	0	2	5	1	0	2	4.0	
at Purdue	11/18/18	*	32	3-8	.375	1-4	.250	0-2	.000	1	1	2	3.4	3	2	2	0	1	7	4.6	
at Evansville	11/20/18	*	35	3-5	.600	0-1	.000	4-4	1.000	0	4	4	3.5	2	4	3	2	1	10	5.5	
SIUE	11/24/18	*	28	2-3	.667	1-2	.500	0-0	.000	2	4	6	3.9	1	0	3	0	1	5	5.4	
at Loyola-Chicago	11/29/18	*	29	3-10	.300	3-6	.500	0-0	.000	0	2	2	3.6	3	4	2	1	0	9	5.9	
at Milwaukee	12/01/18	*	25	1-5	.200	1-2	.500	1-2	.500	2	1	3	3.6	2	1	1	0	1	4	5.7	
EASTERN MICHIGAN	12/08/18	*	34	2-9	.222	1-5	.200	0-0	.000	1	1	2	3.4	3	2	1	0	3	5	5.6	
GOSHEN	12/16/18	*	31	1-4	.250	1-4	.250	0-0	.000	2	0	2	3.3	2	7	1	0	2	3	5.4	
VALPARAISO	12/19/18	*	38	5-11	.455	2-4	.500	0-0	.000	1	1	2	3.2	2	4	4	0	3	12	5.9	
at North Dakota State	12/28/18	*	31	2-5	.400	0-1	.000	0-0	.000	0	1	1	3.0	5	5	1	1	3	4	5.8	
at North Dakota	12/30/18	*	36	3-4	.750	1-1	1.000	1-1	1.000	1	3	4	3.1	4	2	4	0	4	8	5.9	
SOUTH DAKOTA STATE	01/03/19	*	30	1-5	.200	0-1	.000	0-0	.000	0	1	1	2.9	3	1	4	0	1	2	5.7	
ORAL ROBERTS	01/09/19	*	31	1-3	.333	1-2	.500	0-0	.000	1	3	4	3.0	1	0	2	0	0	3	5.5	
at South Dakota	01/12/19	*	32	4-10	.400	3-6	.500	0-0	.000	0	1	1	2.9	1	1	6	0	1	11	5.8	
at Western Illinois	01/19/19	*	37	1-6	.167	0-4	.000	0-0	.000	1	4	5	3.0	3	1	5	0	0	2	5.6	
OMAHA	01/24/19	*	28	2-6	.333	0-1	.000	0-0	.000	0	0	0	2.8	0	2	3	0	3	4	5.5	
DENVER	01/26/19	*	22	1-2	.500	1-2	.500	1-2	.500	0	1	1	2.8	4	1	3	0	0	4	5.5	
at Oral Roberts	01/30/19	*	24	1-6	.167	0-3	.000	0-0	.000	0	0	0	2.6	0	3	0	0	1	2	5.3	
Totals			21	646	43-123	.350	18-56	.321	7-11	.636	17	38	55	2.6	43	56	60	5	31	111	5.3

Games played: 21  
Minutes/game: 30.8  
Points/game: 5.3  
FG Pct: 35.0  
3FG Pct: 32.1  
FT Pct: 63.6

Rebounds/game: 2.6  
Assists/game: 2.7  
Turnovers/game: 2.9  
Assist/turnover ratio: 0.9  
Steals/game: 1.5  
Blocks/game: 0.2

## CAREER STATS

Season	gp-gs	min/avg	Total fg-fga	pct	3-Point fg-fga	pct	F-Throws ft-fga	pct	Rebounds off	def	tot	avg	pf	fo	ast	to	blk	stl	pts	avg
2015-16*	29-28	742/25.6	99-217	.456	0-0	.000	41-74	.554	77	105	182	6.3	93	4	25	70	47	43	239	8.2
2016-17*	7-7	215/30.7	36-100	.360	2-7	.286	38-56	.679	25	44	69	9.9	26	2	4	14	29	14	112	16.0
2018-19	18-15	385/21.4	57-126	.452	0-0	.000	25-51	.490	49	76	125	6.9	51	0	8	28	26	23	139	7.7
TOTAL	18-15	385/21.4	57-126	.452	0-0	.000	25-51	.490	49	76	125	6.9	51	0	8	28	26	23	139	7.7
All*	54-50	1342/24.9	192-443	.433	2-7	.286	104-181	.575	151	225	376	7.0	170	6	37	112	102	80	490	9.1

\* include statistics from Chicago State

## 19 2018-19 PURDUE FORT WAYNE WOMEN'S BASKETBALL GAME NOTES



@MastodonWBB



15

CAMARA  
DOUGLAS

Freshman | 5-11  
San Diego, Calif.  
Mount Miguel

FORWARD

SEASON HIGH	CATEGORY	CAREER HIGH
6, vs. Goshen, 12/16/2018	Minutes	6, vs. Goshen, 12/16/2018
4, vs. Goshen, 12/16/2018	Points	4, vs. Goshen, 12/16/2018
2, vs. Goshen, 12/16/2018	Rebounds	2, vs. Goshen, 12/16/2018
	Assists	
	Steals	
	Blocks	
1, vs. Goshen, 12/16/2018	FG Made	1, vs. Goshen, 12/16/2018
3, vs. Goshen, 12/16/2018	FG Attempts	3, vs. Goshen, 12/16/2018
	3-PT Made	
	3-PT Attempts	
2, vs. Goshen, 12/16/2018	FT Made	2, vs. Goshen, 12/16/2018
2, vs. Goshen, 12/16/2018	FT Attempts	2, vs. Goshen, 12/16/2018

## CAREER NOTES

- Majoring in Computer Engineering Tech

## PRIOR TO FORT WAYNE

- Averaged 17.8 points, 9.5 rebounds, 2.5 steals and 1.5 blocks per game
- Named both the Grossmont - Hills League and All-East County Player of the Year
- Named to the All-California Interscholastic First Team her senior year
- Named to the first team's for the All-Grossmont - Hills League, San Diego Hoops Report and All-East County
- Earned First Team honors on both the All-Grossmont - Hills League team and All-East County team her junior year

## ABOUT SAN DIEGO, CALIFORNIA

- Population of 1,419,516 | Established 1769
- Eighth-largest city in the United States and second-largest in California
- Home to MLB's San Diego Padres. Former home of the NFL's San Diego Chargers, NBA's San Diego Rockets and San Diego Clippers, and the ABA's San Diego Conquistadors/Sails

## ABOUT MOUNT MIGUEL HIGH SCHOOL

- Nickname is the Matadors
- Notable alumni include former Pittsburgh Pirates pitcher Jeff Karstens, NFL offensive tackle Khalif Barnes, Television actor Matt Bradford, NFL safety Robert Griffith, and NFL defensive lineman Ogemdi Nwagbuo

## SEASON STATS

Opponent	Date	gs	min	Total		3-Pointers		Free throws		Rebounds				pf	a	t/o	blk	stl	pts	avg
				fg-fga	pct	3fg-fga	pct	ft-fa	pct	off	def	tot	avg							
IU KOKOMO	11/06/18	dnp	-	-	-	-	-	-	-	-	-	-	-	-	-	-	-	-	-	
at Western Michigan	11/08/18	dnp	-	-	-	-	-	-	-	-	-	-	-	-	-	-	-	-	-	
TAYLOR (IN)	11/12/18	dnp	-	-	-	-	-	-	-	-	-	-	-	-	-	-	-	-	-	
at Eastern Illinois	11/15/18	dnp	-	-	-	-	-	-	-	-	-	-	-	-	-	-	-	-	-	
at Evansville	11/20/18	dnp	-	-	-	-	-	-	-	-	-	-	-	-	-	-	-	-	-	
SIUE	11/24/18	dnp	-	-	-	-	-	-	-	-	-	-	-	-	-	-	-	-	-	
at Loyola-Chicago	11/29/18	dnp	-	-	-	-	-	-	-	-	-	-	-	-	-	-	-	-	-	
at Milwaukee	12/01/18	dnp	-	-	-	-	-	-	-	-	-	-	-	-	-	-	-	-	-	
EASTERN MICHIGAN	12/08/18	dnp	-	-	-	-	-	-	-	-	-	-	-	-	-	-	-	-	-	
GOSHEN	12/16/18	6		1-3	.333	0-0	.000	2-2	1.000	1	1	2	2.0	3	0	0	1	0	4	4.0
VALPARAISO	12/19/18	dnp	-	-	-	-	-	-	-	-	-	-	-	-	-	-	-	-	-	
at North Dakota State	12/28/18	dnp	-	-	-	-	-	-	-	-	-	-	-	-	-	-	-	-	-	
at North Dakota	12/30/18	dnp	-	-	-	-	-	-	-	-	-	-	-	-	-	-	-	-	-	
SOUTH DAKOTA STATE	01/03/19	2		0-1	.000	0-0	.000	0-0	.000	0	1	1	1.5	1	0	0	0	0	2.0	
ORAL ROBERTS	01/09/19	dnp	-	-	-	-	-	-	-	-	-	-	-	-	-	-	-	-	-	
at South Dakota	01/12/19	dnp	-	-	-	-	-	-	-	-	-	-	-	-	-	-	-	-	-	
at Western Illinois	01/19/19	dnp	-	-	-	-	-	-	-	-	-	-	-	-	-	-	-	-	-	
OMAHA	01/24/19	dnp	-	-	-	-	-	-	-	-	-	-	-	-	-	-	-	-	-	
DENVER	01/26/19	dnp	-	-	-	-	-	-	-	-	-	-	-	-	-	-	-	-	-	
at Oral Roberts	01/30/19	dnp	-	-	-	-	-	-	-	-	-	-	-	-	-	-	-	-	-	
Totals		0	8	1-4	.250	0-0	.000	2-2	1.000	1	2	3	1.5	4	0	0	1	0	4	2.0

Games played: 2  
Minutes/game: 4.0  
Points/game: 2.0  
FG Pct: 25.0  
FT Pct: 100.0

Rebounds/game: 1.5  
Blocks/game: 0.5

## CAREER STATS

Season	gp-gs	min/avg	Total fg-fga	pct	3-Point fg-fga	pct	F-Throws ft-fa	pct	Rebounds off def tot	avg	pf	fo	ast	to	blk	stl	Scoring pts	avg
2018-19	2-0	8/4.0	1-4	.250	0-0	.000	2-2	1.000	1	2	3	1.5	4	0	0	0	4	2.0
TOTAL	2-0	8/4.0	1-4	.250	0-0	.000	2-2	1.000	1	2	3	1.5	4	0	0	0	4	2.0





**AMAYA  
JOHNS**

23

Freshman | 5-9  
Plainfield, Ill.  
Oswego East

**GUARD**

SEASON HIGH	CATEGORY	CAREER HIGH
8, vs. Goshen, 12/16/2018	Minutes	8, vs. Goshen, 12/16/2018
2, two times	Points	2, two times
1, three times	Rebounds	1, three times
	Assists	
1, vs. IU Kokomo, 11/6/2018	Steals	1, vs. IU Kokomo, 11/6/2018
1, vs. IU Kokomo, 11/6/2018	Blocks	1, vs. IU Kokomo, 11/6/2018
1, two times	FG Made	1, two times
3, two times	FG Attempts	3, two times
	3-PT Made	
1, two times	3-PT Attempts	1, two times
	FT Made	
	FT Attempts	

## CAREER NOTES

- Majoring in General Studies
- Father Jemal played football at Central State

## PRIOR TO FORT WAYNE

- Was a 2016-17 All-Southwest Prairie Conference selection
- Named to the Record/Ledger Second Team All-Area as a junior
- Averaged 10.0 points, 4.0 rebounds and 1.7 assists per game her senior year
- Set a school record for free throws made in a season with 71

## ABOUT PLAINFIELD, ILLINOIS

- Population of 39,581
- Is a village that includes land in Plainfield and Wheatland townships

## ABOUT OSWEGO EAST HIGH SCHOOL

- Nickname is the Wolves

## SEASON STATS

Opponent	Date	gs	min	Total fg-fga	pct	3-Pointers 3fg-fga	pct	Free throws ft-fa	pct	Rebounds				pf	a	t/o	blk	stl	pts	avg
IU KOKOMO	11/06/18	4		1-3	.333	0-1	.000	0-0	.000	0	1	1	1.0	0	0	0	1	1	2	2.0
at Western Michigan	11/08/18	dnp		-	-	-	-	-	-	-	-	-	-	-	-	-	-	-	-	-
TAYLOR (IN)	11/12/18	1		0-1	.000	0-1	.000	0-0	.000	0	0	0	0.5	0	0	1	0	0	0	1.0
at Eastern Illinois	11/15/18	dnp		-	-	-	-	-	-	-	-	-	-	-	-	-	-	-	-	-
at Evansville	11/20/18	dnp		-	-	-	-	-	-	-	-	-	-	-	-	-	-	-	-	-
SIUE	11/24/18	dnp		-	-	-	-	-	-	-	-	-	-	-	-	-	-	-	-	-
at Loyola-Chicago	11/29/18	dnp		-	-	-	-	-	-	-	-	-	-	-	-	-	-	-	-	-
at Milwaukee	12/01/18	dnp		-	-	-	-	-	-	-	-	-	-	-	-	-	-	-	-	-
EASTERN MICHIGAN	12/08/18	dnp		-	-	-	-	-	-	-	-	-	-	-	-	-	-	-	-	-
GOSHEN	12/16/18	8		1-3	.333	0-0	.000	0-0	.000	0	1	1	0.7	0	0	0	0	0	2	1.3
VALPARAISO	12/19/18	dnp		-	-	-	-	-	-	-	-	-	-	-	-	-	-	-	-	-
at North Dakota State	12/28/18	dnp		-	-	-	-	-	-	-	-	-	-	-	-	-	-	-	-	-
at North Dakota	12/30/18	dnp		-	-	-	-	-	-	-	-	-	-	-	-	-	-	-	-	-
SOUTH DAKOTA STATE	01/03/19	0		0-0	.000	0-0	.000	0-0	.000	0	0	0	0.5	0	0	0	0	0	0	1.0
ORAL ROBERTS	01/09/19	dnp		-	-	-	-	-	-	-	-	-	-	-	-	-	-	-	-	-
at South Dakota	01/12/19	1		0-0	.000	0-0	.000	0-0	.000	0	1	1	0.6	1	0	0	0	0	0	0.8
at Western Illinois	01/19/19	dnp		-	-	-	-	-	-	-	-	-	-	-	-	-	-	-	-	-
OMAHA	01/24/19	dnp		-	-	-	-	-	-	-	-	-	-	-	-	-	-	-	-	-
DENVER	01/26/19	dnp		-	-	-	-	-	-	-	-	-	-	-	-	-	-	-	-	-
at Oral Roberts	01/30/19	dnp		-	-	-	-	-	-	-	-	-	-	-	-	-	-	-	-	-
Totals		0	14	2-7	.286	0-2	.000	0-0	.000	0	3	3	0.6	1	0	1	1	1	4	0.8

Games played: 5  
Minutes/game: 2.8  
Points/game: 0.8  
FG Pct: 28.6  
3FG Pct: 0.0

Rebounds/game: 0.6  
Turnovers/game: 0.2  
Steals/game: 0.2  
Blocks/game: 0.2

## CAREER STATS

Season	gp-gs	min/avg	Total fg-fga	pct	3-Point fg-fga	pct	F-Throws ft-fa	pct	Rebounds				pf	fo	ast	to	blk	stl	Scoring	
2018-19	5-0	14/2.8	2-7	.286	0-2	.000	0-0	.000	0	3	3	0.6	1	0	0	1	1	1	4	0.8
TOTAL	5-0	14/2.8	2-7	.286	0-2	.000	0-0	.000	0	3	3	0.6	1	0	0	1	1	1	4	0.8



**SOFIA  
RAJALA**

Sophomore | 6-0  
 Helsinki, Finland  
 Mäkelänrinne Sports

31

FORWARD

## CAREER NOTES

- Majoring in Psychology

## PRIOR TO FORT WAYNE

- Named to the Finnish National team in 2016
- Previously a member of the U16 and U18 Finnish National teams
- Led her team in scoring at the 2016 U18 European Championships
- Named the 2017 Finnish Korisliiga League Rookie of the Year

## CAREER VS. SOUTH DAKOTA

Season	gp-gs	min/avg	Total		pct	3-Point		pct	F-Throws			Rebounds			pf	fo	ast	to	blk	stl	Scoring	
			fg-fga			fg-fga			ft-fa		pct	off	def	tot							pts	avg
2017-18	1-0	5/5.0	0-0		.000	0-0		.000	4-4		1.000	0	0	0	0.0	0	0	0	0	0	4	4.0
2018-19	1-0	3/3.0	1-1		1.000	0-0		.000	0-0		.000	1	0	1	1.0	0	0	0	0	0	2	2.0
TOTAL	2-0	8/4.0	1-1		1.000	0-0		.000	4-4		1.000	1	0	1	0.5	0	0	0	0	0	6	3.0

SINGLE-GAME HIGHS [all-time ranking]:

Points: 4, at South Dakota -- 01/13/18

Rebounds: 1, at South Dakota -- 01/12/19

FG made: 1, at South Dakota -- 01/12/19

FG attempts: 1, at South Dakota -- 01/12/19

FT made: 4, at South Dakota -- 01/13/18

FT attempts: 4, at South Dakota -- 01/13/18

## SEASON STATS

Opponent	Date	gs	min	Total		3-Pointers		Free throws		Rebounds				pf	a	t/o	blk	stl	pts	avg
				fg-fga	pct	3fg-fga	pct	ft-fa	pct	off	def	tot	avg							
IU KOKOMO	11/06/18		dnp	-	-	-	-	-	-	-	-	-	-	-	-	-	-	-	-	-
at Western Michigan	11/08/18		dnp	-	-	-	-	-	-	-	-	-	-	-	-	-	-	-	-	-
TAYLOR (IN)	11/12/18		dnp	-	-	-	-	-	-	-	-	-	-	-	-	-	-	-	-	-
at Eastern Illinois	11/15/18		dnp	-	-	-	-	-	-	-	-	-	-	-	-	-	-	-	-	-
at Evansville	11/20/18		dnp	-	-	-	-	-	-	-	-	-	-	-	-	-	-	-	-	-
SIUE	11/24/18		dnp	-	-	-	-	-	-	-	-	-	-	-	-	-	-	-	-	-
at Loyola-Chicago	11/29/18		dnp	-	-	-	-	-	-	-	-	-	-	-	-	-	-	-	-	-
at Milwaukee	12/01/18	1		0-0	.000	0-0	.000	0-0	.000	0	0	0	0.0	0	0	0	0	0	0	0.0
EASTERN MICHIGAN	12/08/18		dnp	-	-	-	-	-	-	-	-	-	-	-	-	-	-	-	-	-
GOSHEN	12/16/18	5		0-0	.000	0-0	.000	1-2	.500	0	1	1	0.5	1	1	1	0	0	1	0.5
VALPARAISO	12/19/18		dnp	-	-	-	-	-	-	-	-	-	-	-	-	-	-	-	-	-
at North Dakota State	12/28/18		dnp	-	-	-	-	-	-	-	-	-	-	-	-	-	-	-	-	-
at North Dakota	12/30/18		dnp	-	-	-	-	-	-	-	-	-	-	-	-	-	-	-	-	-
SOUTH DAKOTA STATE	01/03/19	1		0-0	.000	0-0	.000	0-0	.000	0	0	0	0.3	0	0	0	0	0	0	0.3
ORAL ROBERTS	01/09/19		dnp	-	-	-	-	-	-	-	-	-	-	-	-	-	-	-	-	-
at South Dakota	01/12/19	3		1-1	1.000	0-0	.000	0-0	.000	1	0	1	0.5	0	0	0	0	0	2	0.8
at Western Illinois	01/19/19		dnp	-	-	-	-	-	-	-	-	-	-	-	-	-	-	-	-	-
OMAHA	01/24/19		dnp	-	-	-	-	-	-	-	-	-	-	-	-	-	-	-	-	-
DENVER	01/26/19		dnp	-	-	-	-	-	-	-	-	-	-	-	-	-	-	-	-	-
at Oral Roberts	01/30/19		dnp	-	-	-	-	-	-	-	-	-	-	-	-	-	-	-	-	-
Totals		0	10	1-1	1.000	0-0	.000	1-2	.500	1	1	2	0.5	1	1	1	0	0	3	0.8

Games played: 4  
Minutes/game: 2.5  
Points/game: 0.8  
FG Pct: 100.0  
FT Pct: 50.0

Rebounds/game: 0.5  
Assists/game: 0.3  
Turnovers/game: 0.3  
Assist/turnover ratio: 1.0

## CAREER STATS

Season	gp-gs	min/avg	Total		pct	3-Point		pct	F-Throws			Rebounds			pf	fo	ast	to	blk	stl	Scoring	
			fg-fga			fg-fga			ft-fa		pct	off	def	tot							pts	avg
2017-18	10-1	52/5.2	3-12		.250	1-6		.167	6-6		1.000	5	2	7	0.7	7	0	0	5	0	13	1.3
2018-19	4-0	10/2.5	1-1		1.000	0-0		.000	1-2		.500	1	1	2	0.5	1	0	1	1	0	3	0.8
TOTAL	14-1	62/4.4	4-13		.308	1-6		.167	7-8		.875	6	3	9	0.6	8	0	1	6	0	16	1.1

SEASON HIGH	CATEGORY	CAREER HIGH
5, vs. Goshen, 12/16/2018	Minutes	10, vs. Oral Roberts, 1/4/2018
2, at South Dakota, 1/12/2019	Points	4, at South Dakota, 1/13/2018
1, two times	Rebounds	2, three times
1, vs. Goshen, 12/16/2018	Assists	1, vs. Goshen, 12/16/2018
	Steals	
	Blocks	
1, at South Dakota, 1/12/2019	FG Made	1, three times
1, at South Dakota, 1/12/2019	FG Attempts	3, at #23 Michigan, 12/16/2017
	3-PT Made	1, vs. Western Illinois, 12/30/2017
	3-PT Attempts	3, at #23 Michigan, 12/16/2017
1, vs. Goshen, 12/16/2018	FT Made	4, at South Dakota, 1/13/2018
2, vs. Goshen, 12/16/2018	FT Attempts	4, at South Dakota, 1/13/2018

## ABOUT HELSINKI, FINLAND

- Population 642,045 | • Is the capital of Finland
- Helsinki is more known for its Art Nouveau architecture. It is considered the Design Capital of the world

## ABOUT FINLAND

- Population 5,509,717 | • Official language is Finnish
- Earn its Independence from Ruissia on December 6, 1917
- Finland is one of the countries with the most mature population. Half of voters are estimated to be over 50 years old
- In terms of medals and gold medals won per capita, Finland is the best performing country in Olympic history



KIERSTYN

REPP

Sophomore | 5-10

Archbold, Ohio

Archbold

32

GUARD

## CAREER NOTES

- Majoring in Business

## PRIOR TO FORT WAYNE

- Set school records for most three-point field goals made in a game (9), season (87) and in a career (180)
- Named All-NWOAL, Crescent News, District 7 and All-Northwest District Division III Player of the Year

## CAREER VS. SOUTH DAKOTA

			Total		3-Point		F-Throws		Rebounds											Scoring	
Season	gp-gs	min/avg	fg-fga	pct	fg-fga	pct	ft-fga	pct	off	def	tot	avg	pf	fo	ast	to	blk	stl	pts	avg	
2017-18	2-1	52/26.0	4-18	.222	4-18	.222	0-0	.000	0	7	7	3.5	1	0	0	2	0	0	12	6.0	
2018-19	1-1	28/28.0	2-7	.286	1-5	.200	2-2	1.000	0	0	0	0.0	3	0	1	0	0	0	7	7.0	
TOTAL	3-2	80/26.7	6-25	.240	5-23	.217	2-2	1.000	0	7	7	2.3	4	0	1	2	0	0	19	6.3	

SINGLE-GAME HIGHS [all-time ranking]:

Points: 9, Oral Roberts -- 01/04/18

Rebounds: 4, Oral Roberts -- 01/04/18

Assists: 1, Oral Roberts -- 01/09/19

FG made: 3, Oral Roberts -- 01/04/18

FG attempts: 9, Oral Roberts -- 01/04/18; at Oral Roberts -- 02/01/18

## ABOUT ARCHBOLD, OHIO

- Population 4,346 | Founded 1866
- A more well known former residents of Archbold include current NASCAR driver Sam Hornish Jr.
- Home to Sauder Woodworking Company, fifth largest residential furniture manufacturer in America and the world's leading manufacturer of ready-to-assemble furniture.

## ABOUT ARCHBOLD HIGH SCHOOL

- Nicknamed the Blue Streaks.
- Holds eight state titles across four difference sports.
- Women's basketball owns 11 NWOAL championship titles

## SEASON STATS

Opponent	Date	gs	min	Total		3-Pointers		Free throws		Rebounds				pf	a	l/o	blk	stl	pts	avg	
				fg-fga	pct	3fg-fga	pct	ft-fga	pct	off	def	tot	avg								
IU KOKOMO	11/06/18	*	30	5-12	.417	3-10	.300	0-0	.000	0	2	2	2.0	3	1	2	1	2	13	13.0	
at Western Michigan	11/08/18	*	31	3-8	.375	3-7	.429	0-0	.000	0	4	4	3.0	2	0	2	0	1	9	11.0	
TAYLOR (IN)	11/12/18	*	14	3-5	.600	1-3	.333	0-0	.000	0	2	2	2.7	2	1	1	1	0	7	9.7	
at Eastern Illinois	11/15/18	*	32	6-13	.462	5-10	.500	0-0	.000	0	4	4	3.0	2	1	2	0	1	17	11.5	
at Purdue	11/18/18		28	2-12	.167	0-6	.000	0-0	.000	0	1	1	2.6	5	0	2	1	1	4	10.0	
at Evansville	11/20/18	*	36	5-11	.455	4-9	.444	2-2	1.000	0	7	7	3.3	1	3	3	0	0	16	11.0	
SIUE	11/24/18	*	30	1-7	.143	0-6	.000	0-0	.000	0	4	4	3.4	2	0	0	0	0	2	9.7	
at Loyola-Chicago	11/29/18		9	1-1	1.000	1-1	1.000	0-0	.000	0	0	0	3.0	0	0	0	0	0	3	8.9	
at Milwaukee	12/01/18		36	4-8	.500	3-6	.500	1-2	.500	0	2	2	2.9	1	0	0	0	2	12	9.2	
EASTERN MICHIGAN	12/08/18	*	40	5-10	.500	4-8	.500	3-4	.750	0	0	0	2.6	1	0	2	0	3	17	10.0	
GOSHEN	12/16/18	*	38	8-16	.500	4-9	.444	0-0	.000	0	2	2	2.5	1	3	1	2	0	20	10.9	
VALPARAISO	12/19/18	*	37	4-13	.308	3-10	.300	2-2	1.000	0	1	1	2.4	1	2	2	0	0	13	11.1	
at North Dakota State	12/28/18	*	35	2-9	.222	2-6	.333	2-2	1.000	0	2	2	2.4	2	2	0	0	0	8	10.8	
at North Dakota	12/30/18	*	28	1-11	.091	1-7	.143	0-0	.000	0	2	2	2.4	5	0	0	1	0	3	10.3	
SOUTH DAKOTA STATE	01/03/19	*	31	3-8	.375	2-5	.400	0-0	.000	0	1	1	2.3	1	1	1	0	0	8	10.1	
ORAL ROBERTS	01/09/19	*	28	2-7	.286	1-5	.200	2-2	1.000	0	0	0	2.1	3	1	0	0	0	7	9.9	
at South Dakota	01/12/19	*	32	1-7	.143	1-6	.167	0-0	.000	0	2	2	2.1	0	0	0	0	0	3	9.5	
at Western Illinois	01/19/19	*	35	3-13	.231	2-9	.222	0-0	.000	0	3	3	2.2	2	1	2	0	0	8	9.4	
OMAHA	01/24/19	*	17	0-5	.000	0-3	.000	0-0	.000	0	2	2	2.2	1	0	0	0	0	0	8.9	
DENVER	01/26/19	*	29	3-9	.333	3-8	.375	0-0	.000	0	3	3	2.2	5	1	2	0	1	9	9.0	
at Oral Roberts	01/30/19	*	31	6-12	.500	3-7	.429	0-0	.000	1	3	4	2.3	2	2	0	0	2	15	9.2	
Totals			18	627	68-197	.345	46-141	.326	12-14	.857	1	47	48	2.3	42	19	22	6	13	194	9.2

Games played: 21  
Minutes/game: 29.9  
Points/game: 9.2  
FG Pct: 34.5  
3FG Pct: 32.6  
FT Pct: 85.7

Rebounds/game: 2.3  
Assists/game: 0.9  
Turnovers/game: 1.0  
Assist/turnover ratio: 0.9  
Steals/game: 0.6  
Blocks/game: 0.3

## CAREER STATS

			Total		3-Point		F-Throws		Rebounds											Scoring	
Season	gp-gs	min/avg	fg-fga	pct	fg-fga	pct	ft-fga	pct	off	def	tot	avg	pf	fo	ast	to	blk	stl	pts	avg	
2017-18	28-14	750/26.8	75-220	.341	61-183	.333	11-15	.733	12	58	70	2.5	53	1	19	33	4	12	222	7.9	
2018-19	21-18	627/29.9	68-197	.345	46-141	.326	12-14	.857	1	47	48	2.3	42	3	19	22	6	13	194	9.2	
TOTAL	49-32	1377/28.1	143-417	.343	107-324	.330	23-29	.793	13	105	118	2.4	95	4	38	55	10	25	416	8.5	



# PURDUE FORT WAYNE SEASON STATS

RECORD:	OVERALL	HOME	AWAY	NEUTRAL
ALL GAMES	6-15	5-5	1-10	0-0
CONFERENCE	2-7	2-2	0-5	0-0
NON-CONFERENCE	4-8	3-3	1-5	0-0

#	Player	gp-gs	min	avg	Total		3-Point		F-Throw		Rebounds				pf	dq	a	to	blk	stl	pts	avg
					fg-fga	fg%	3fg-fga	3fg%	ft-fga	ft%	off	def	tot	avg								
00	Jaelencia Williams	21-6	391	18.6	75-140	.536	0-0	.000	46-86	.535	44	69	113	5.4	56	0	8	41	30	4	196	9.3
03	Sierra Bell	17-0	285	16.8	33-94	.351	5-21	.238	39-47	.830	13	35	48	2.8	46	2	41	41	2	18	110	6.5
04	Ellie Dykstra	18-1	126	7.0	9-22	.409	0-2	.000	2-4	.500	8	10	18	1.0	18	0	1	8	5	4	20	1.1
05	Hannah Hess	20-3	408	20.4	37-98	.378	18-59	.305	12-13	.923	10	47	57	2.9	31	0	23	27	2	13	104	5.2
10	Hannah Albrecht	21-20	604	28.8	61-155	.394	22-54	.407	21-27	.778	10	41	51	2.4	41	1	35	48	0	8	165	7.9
12	Anna Lappenkuper	21-21	646	30.8	43-123	.350	18-56	.321	7-11	.636	17	38	55	2.6	43	1	56	60	5	31	111	5.3
13	De'Jour Young	21-21	696	33.1	91-211	.431	25-70	.357	59-84	.702	45	91	136	6.5	54	1	41	64	11	27	266	12.7
14	Sh'Toya Sanders	18-15	385	21.4	57-126	.452	0-0	.000	25-51	.490	49	76	125	6.9	51	0	8	28	26	23	139	7.7
15	Camara Douglas	2-0	8	4.0	1-4	.250	0-0	.000	2-2	1.000	1	2	3	1.5	4	0	0	0	1	0	4	2.0
23	Amaya Johns	5-0	14	2.8	2-7	.286	0-2	.000	0-0	.000	0	3	3	0.6	1	0	0	1	1	1	4	0.8
31	Sofia Rajala	4-0	10	2.5	1-1	1.000	0-0	.000	1-2	.500	1	1	2	0.5	1	0	1	1	0	0	3	0.8
32	Kierstyn Repp	21-18	627	29.9	68-197	.345	46-141	.326	12-14	.857	1	47	48	2.3	42	3	19	22	6	13	194	9.2
Team											36	33	69				8					
Total.....		0	4200		478-1178	.406	134-405	.331	226-341	.663	235	493	728	0.0	388	8	233	349	89	142	1316	0.0
Opponents.....		0	4200		512-1235	.415	134-419	.320	276-391	.706	265	500	765	0.0	342	6	281	287	67	174	1434	0.0

TEAM STATISTICS	PFW	OPP	Date	Opponent	Score	Att.
SCORING	1316	1434	11/06/18	IU KOKOMO	w 87-50	983
Points per game	62.7	68.3	11/08/18	at Western Michigan	L 61-69	560
Scoring margin	-5.6	-	11/12/18	TAYLOR (IN)	w 84-74	441
FIELD GOALS-ATT	478-1178	512-1235	11/15/18	at Eastern Illinois	L 63-72	139
Field goal pct	.406	.415	11/18/18	at Purdue	L 44-78	5970
3 POINT FG-ATT	134-405	134-419	11/20/18	at Evansville	w 72-66	294
3-point FG pct	.331	.320	11/24/18	SIUE	L 49-57	351
3-pt FG made per game	6.4	6.4	11/29/18	at Loyola-Chicago	L 67-81	1203
FREE THROWS-ATT	226-341	276-391	12/01/18	at Milwaukee	L 48-70	481
Free throw pct	.663	.706	12/08/18	EASTERN MICHIGAN	L 72-87	351
F-Throws made per game	10.8	13.1	12/16/18	GOSHEN	w 86-45	181
REBOUNDS	728	765	12/19/18	VALPARAISO	L 64-68	449
Rebounds per game	34.7	36.4	* 12/28/18	at North Dakota State	L 54-70	280
Rebounding margin	-1.8	-	* 12/30/18	at North Dakota	L 60-79	1333
ASSISTS	233	281	* 01/03/19	SOUTH DAKOTA STATE	L 52-85	529
Assists per game	11.1	13.4	* 01/09/19	ORAL ROBERTS	L 61-72	302
TURNOVERS	349	287	* 01/12/19	at South Dakota	L 51-69	2105
Turnovers per game	16.6	13.7	* 01/19/19	at Western Illinois	L 59-73	521
Turnover margin	-3.0	-	* 01/24/19	OMAHA	w 56-48	418
Assist/turnover ratio	0.7	1.0	* 01/26/19	DENVER	w 70-55	1536
STEALS	142	174	* 01/30/19	at Oral Roberts	L 56-66	1002
Steals per game	6.8	8.3				
BLOCKS	89	67				
Blocks per game	4.2	3.2				
ATTENDANCE	5541	13888				
Home games-Avg/Game	10-554	11-1263				
Neutral site-Avg/Game	-	0-0				

\* = Conference game  
^ = at Memorial Coliseum

Score by Periods	1st	2nd	3rd	4th	Totals
Purdue Fort Wayne	301	288	365	362	1316
Opponents	345	364	351	374	1434

# PURDUE FORT WAYNE SUMMIT LEAGUE STATS

RECORD:	OVERALL	HOME	AWAY	NEUTRAL
ALL GAMES	2-7	2-2	0-5	0-0
CONFERENCE	2-7	2-2	0-5	0-0
NON-CONFERENCE	0-0	0-0	0-0	0-0

#	Player	gp-gs	min	avg	Total		3-Point		F-Throw		Rebounds				pf	dq	a	to	blk	stl	pts	avg
					fg-fga	fg%	3fg-fga	3fg%	ft-fa	ft%	off	def	tot	avg								
00	Jaelencia Williams	9-1	157	17.4	32-64	.500	0-0	.000	13-22	.591	17	38	55	6.1	25	0	3	15	14	1	77	8.6
03	Sierra Bell	9-0	163	18.1	15-46	.326	2-10	.200	27-31	.871	7	16	23	2.6	26	2	23	25	0	5	59	6.6
04	Ellie Dykstra	7-0	49	7.0	1-9	.111	0-1	.000	1-2	.500	4	1	5	0.7	6	0	0	4	2	2	3	0.4
05	Hannah Hess	8-0	137	17.1	8-30	.267	4-18	.222	6-6	1.000	8	14	22	2.8	7	0	3	10	0	2	26	3.3
10	Hannah Albrecht	9-9	248	27.6	24-60	.400	12-23	.522	14-18	.778	5	22	27	3.0	20	0	13	24	0	2	74	8.2
12	Anna Lappenkuper	9-9	271	30.1	16-47	.340	6-21	.286	2-3	.667	3	14	17	1.9	21	1	16	28	1	13	40	4.4
13	De'Jour Young	9-9	294	32.7	39-93	.419	12-31	.387	14-20	.700	16	39	55	6.1	24	0	18	29	4	7	104	11.6
14	Sh'Toya Sanders	9-8	208	23.1	29-63	.460	0-0	.000	15-33	.455	28	47	75	8.3	24	0	3	15	15	12	73	8.1
15	Camara Douglas	1-0	2	2.0	0-1	.000	0-0	.000	0-0	.000	0	1	1	1.0	1	0	0	0	0	0	0	0.0
23	Amaya Johns	2-0	1	0.5	0-0	.000	0-0	.000	0-0	.000	0	1	1	0.5	1	0	0	0	0	0	0	0.0
31	Sofia Rajala	2-0	4	2.0	1-1	1.000	0-0	.000	0-0	.000	1	0	1	0.5	0	0	0	0	0	0	2	1.0
32	Kierstyn Repp	9-9	266	29.6	21-81	.259	15-56	.268	4-4	1.000	1	18	19	2.1	21	2	8	5	1	3	61	6.8
Team											17	10	27					5				
Total.....		9	1800		186-495	.376	51-160	.319	96-139	.691	107	221	328	36.4	176	5	87	160	37	47	519	57.7
Opponents.....		9	1800		224-535	.419	47-169	.278	122-172	.709	109	217	326	36.2	146	4	112	98	29	88	617	68.6

TEAM STATISTICS	PFW	OPP	Date	Opponent	Score	Att.
SCORING	519	617	* 12/28/18	at North Dakota State	L 54-70	280
Points per game	57.7	68.6	* 12/30/18	at North Dakota	L 60-79	1333
Scoring margin	-10.9	-	* 01/03/19	SOUTH DAKOTA STATE	L 52-85	529
FIELD GOALS-ATT	186-495	224-535	* 01/09/19	ORAL ROBERTS	L 61-72	302
Field goal pct	.376	.419	* 01/12/19	at South Dakota	L 51-69	2105
3 POINT FG-ATT	51-160	47-169	* 01/19/19	at Western Illinois	L 59-73	521
3-point FG pct	.319	.278	* 01/24/19	OMAHA	W 56-48	418
3-pt FG made per game	5.7	5.2	* 01/26/19	DENVER	W 70-55	1536
FREE THROWS-ATT	96-139	122-172	* 01/30/19	at Oral Roberts	L 56-66	1002
Free throw pct	.691	.709				
F-Throws made per game	10.7	13.6				
REBOUNDS	328	326				
Rebounds per game	36.4	36.2				
Rebounding margin	+0.2	-				
ASSISTS	87	112				
Assists per game	9.7	12.4				
TURNOVERS	160	98				
Turnovers per game	17.8	10.9				
Turnover margin	-6.9	-				
Assist/turnover ratio	0.5	1.1				
STEALS	47	88				
Steals per game	5.2	9.8				
BLOCKS	37	29				
Blocks per game	4.1	3.2				
ATTENDANCE	2785	5241				
Home games-Avg/Game	4-696	5-1048				
Neutral site-Avg/Game	-	0-0				

\* = Conference game  
^ = at Memorial Coliseum

Score by Periods	1st	2nd	3rd	4th	Totals
Purdue Fort Wayne	125	94	153	147	519
Opponents	150	149	157	161	617

## TV/RADIO ROSTER



**#00 JAELENCIA WILLIAMS**  
6-2 | Center | So.  
Indianapolis, Indiana



**#3 SIERRA BELL**  
5-7 | Guard | Jr.  
Danville, Illinois



**#4 ELLIE DYKSTRA**  
6-1 | Forward | Fr.  
Byron Center, Michigan



**#5 HANNAH HESS**  
5-10 | Guard | R-So.  
Oregon, Ohio



**#10 HANNAH ALBRECHT**  
5-7 | Guard | Jr.  
Crown Point, Indiana



**#12 ANNA LAPPENKÜPER**  
5-9 | Guard | Jr.  
Herne, Germany



**#13 De'JOUR YOUNG**  
5-7 | Guard | Sr.  
Fort Wayne, Indiana



**#14 SH'TOYA SANDERS**  
6-0 | Forward | R-Jr.  
Fort Wayne, Indiana



**#15 CAMARA DOUGLAS**  
5-11 | Forward | Fr.  
San Diego, California



**#23 AMAYA JOHNS**  
5-9 | Guard | Fr.  
Plainfield, Illinois



**#31 SOFIA RAJALA**  
6-0 | Forward | So.  
Helsinki, Finland



**#32 KIERSTYN REPP**  
5-10 | Guard | So.  
Archbold, Ohio



**NIECEE NELSON**  
Head Coach  
Head Coach (3rd Season)  
Concordia Portland '02



**MARCIE ALBERTS**  
Assistant Coach  
Ohio State '97



**HALEY SEIBERT**  
Assistant Coach  
IPFW '15



**AKILAH SIMS**  
Assistant Coach  
IUPUI '16



**KENDALL FESTERVAND**  
Graduate Manager  
U of Texas at Dallas '18

## PRONUNCIATIONS

#00 - Jaelencia - JUH-len-see-uh

#12 - Anna Lappenküper - AHH-nuh LAH-pen-cooper

#13 - De'Jour - D-zuhr

#14 Sh'Toya - SHU-toy-yuh

#23 Amaya - UH-my-uh

#31 - Rajala - RUH-jah-Luh

#32 - Repp - Rep

Niecee - KNEE-see

Seibert - sigh-BURT






# PURDUE FORT WAYNE MASTODONS

OVERALL	LEAGUE	NON-LEAGUE	HOME	AWAY	NEUTRAL
6-15	2-7	4-8	5-5	1-10	0-0

**Head Coach:** Niecee Nelson  
**Alma Mater:** Concordia (OR) '02  
Record at Fort Wayne: 15-63 (3 years)  
**42nd Season in Program History**  
**All-Time Record:** 471-667

**Assistant Coaches:** Marcie Alberts,  
Haley Seibert and Akliah Sims  
**Team Captains:** De'Jour Young



**00 • JAELENCIA WILLIAMS •** (*JUH-len-see-uh*) • C • Fr. • 6-2 • Indianapolis, Ind. • Southport

Season	GP	GS	MPG	Pts	PPG	RPG	Ast	Blk	Stl	FG%	3FG%	FT%
	21	6	18.6	196	9.3	5.38	8	30	4	.536	.000	.535
Career	GP	GS	MPG	Pts	PPG	RPG	Ast	Blk	Stl	FG%	3FG%	FT%
	49	21	18.6	425	8.7	5.10	18	56	11	.503	.667	.599



**3 • SIERRA BELL •** G • Jr. • 5-7 • Danville, Ill. • Northeast C.C.

Season	GP	GS	MPG	Pts	PPG	RPG	Ast	Blk	Stl	FG%	3FG%	FT%
	17	0	16.8	110	6.5	2.82	41	2	18	.351	.238	.830
Career	GP	GS	MPG	Pts	PPG	RPG	Ast	Blk	Stl	FG%	3FG%	FT%
	17	0	16.8	110	6.5	2.82	41	2	18	.351	.238	.830



**4 • ELLIE DYKSTRA •** F • Fr. • 6-1 • Byron Center Mich. • Byron Center

Season	GP	GS	MPG	Pts	PPG	RPG	Ast	Blk	Stl	FG%	3FG%	FT%
	18	1	7.0	20	1.1	1.00	1	5	4	.409	.000	.500
Career	GP	GS	MPG	Pts	PPG	RPG	Ast	Blk	Stl	FG%	3FG%	FT%
	18	1	7.0	20	1.1	1.00	1	5	4	.409	.000	.500



**5 • HANNAH HESS •** G • So. • 5-9 • Oregon, Ohio • Clay H.S.

Season	GP	GS	MPG	Pts	PPG	RPG	Ast	Blk	Stl	FG%	3FG%	FT%
	20	3	20.4	104	5.2	2.85	23	2	13	.378	.305	.923
Career	GP	GS	MPG	Pts	PPG	RPG	Ast	Blk	Stl	FG%	3FG%	FT%
	47	5	16.4	201	4.3	1.91	38	4	23	.336	.285	.909



**10 • HANNAH ALBRECHT •** G • Fr. • 5-7 • Crown Point, Ind. • Saint Joseph's (IN)

Season	GP	GS	MPG	Pts	PPG	RPG	Ast	Blk	Stl	FG%	3FG%	FT%
	21	20	28.8	165	7.9	2.43	35	0	8	.394	.407	.778
Career	GP	GS	MPG	Pts	PPG	RPG	Ast	Blk	Stl	FG%	3FG%	FT%
	48	46	30.0	361	7.5	2.69	88	5	28	.391	.413	.811



**12 • ANNA LAPPENKUPER •** (*AHH-nuh LAH-pen-cooper*) • G • So. • 5-8 • Herne, Germany • Otto Hahn Gymnasium

Season	GP	GS	MPG	Pts	PPG	RPG	Ast	Blk	Stl	FG%	3FG%	FT%
	21	21	30.8	111	5.3	2.62	56	5	31	.350	.321	.636
Career	GP	GS	MPG	Pts	PPG	RPG	Ast	Blk	Stl	FG%	3FG%	FT%
	77	72	30.1	497	6.5	2.48	156	9	73	.360	.281	.761




**13 • De'JOUR YOUNG •** (*D-zhur*) • G • Jr. • 5-7 • Fort Wayne, Ind. • Concordia Lutheran

Season	GP	GS	MPG	Pts	PPG	RPG	Ast	Blk	Stl	FG%	3FG%	FT%
	21	21	33.1	266	12.7	6.48	41	11	27	.431	.357	.702
Career	GP	GS	MPG	Pts	PPG	RPG	Ast	Blk	Stl	FG%	3FG%	FT%
	106	95	29.6	1111	10.5	5.25	179	41	121	.400	.273	.744




**14 • Sh'TOYA SANDERS •** (*SHU-toy-yuh*) • F • Jr. • 6-0 • Fort Wayne, Ind. • Chicago State

Season	GP	GS	MPG	Pts	PPG	RPG	Ast	Blk	Stl	FG%	3FG%	FT%
	18	15	21.4	139	7.7	6.94	8	26	23	.452	.000	.490
Career	GP	GS	MPG	Pts	PPG	RPG	Ast	Blk	Stl	FG%	3FG%	FT%
	18	15	21.4	139	7.7	6.94	8	26	23	.452	.000	.490



**15 • CAM DOUGLAS •** F • Fr. • 5-11 • San Diego, Calif. • Mount Miguel

Season	GP	GS	MPG	Pts	PPG	RPG	Ast	Blk	Stl	FG%	3FG%	FT%
	2	0	4.0	4	2.0	1.50	0	1	0	.250	.000	1.000
Career	GP	GS	MPG	Pts	PPG	RPG	Ast	Blk	Stl	FG%	3FG%	FT%
	2	0	4.0	4	2.0	1.50	0	1	0	.250	.000	1.000



**23 • AMAYA JOHNS •** (*UH-my-uh*) • G • Fr. • 5-9 • Plainfield, Ill. • Oswego East

Season	GP	GS	MPG	Pts	PPG	RPG	Ast	Blk	Stl	FG%	3FG%	FT%
	5	0	2.8	4	0.8	0.60	0	1	1	.286	.000	.000
Career	GP	GS	MPG	Pts	PPG	RPG	Ast	Blk	Stl	FG%	3FG%	FT%
	5	0	2.8	4	0.8	0.60	0	1	1	.286	.000	.000



**31 • SOFIA RAJALA •** (*RUH-jah-Luh*) • F • Fr. • 6-0 • Helsinki, Finland • Mäkelänrinne Sports

Season	GP	GS	MPG	Pts	PPG	RPG	Ast	Blk	Stl	FG%	3FG%	FT%
	4	0	2.5	3	0.8	0.50	1	0	0	1.000	.000	.500
Career	GP	GS	MPG	Pts	PPG	RPG	Ast	Blk	Stl	FG%	3FG%	FT%
	14	1	4.4	16	1.1	0.64	1	0	0	.308	.167	.875



**32 • KIERSTYN REPP •** (*Rep*) • G • Fr. • 5-10 • Archbold, Ohio • Archbold

Season	GP	GS	MPG	Pts	PPG	RPG	Ast	Blk	Stl	FG%	3FG%	FT%
	21	18	29.9	194	9.2	2.29	19	6	13	.345	.326	.857
Career	GP	GS	MPG	Pts	PPG	RPG	Ast	Blk	Stl	FG%	3FG%	FT%
	49	32	28.1	416	8.5	2.41	38	10	25	.343	.330	.793



**NIECEE NELSON •** Head Coach • **Career Record:** 15-62 • **Alma Mater:** Concordia Portland '02

- KNEE-see • Enters 3rd season at the helm of the program. Named head coach on April 18, 2016.
- 14th head coach in program history. • Was an assistant at Fort Wayne during 2004-05 season.
- Played four years at Concordia. 2000-01 NAIA All-American and 1997-98 Conference Freshman of the Year.

Season High	Career High	Career Notes
23, vs Oral Roberts, 1/9/19	Pts.....23, vs Oral Roberts, 1/9/19	Double-Double.....1
15, vs Oral Roberts, 1/9/19	Reb.....15, vs Oral Roberts, 1/9/19	20-point games.....12
3, at Milwaukee, 12/1/18	Ast.....3, two times	10-point games.....19
1, three times	Stl.....2, at Belmont, 11/15/17	10-rebound games.....2
7, vs Denver, 1/26/19	Blk.....7, vs Denver, 1/26/19	Games with a block.....31
9, vs Oral Roberts, 1/9/19	FG.....9, vs Oral Roberts, 1/9/19	5-5-5 games.....1
9, vs Eastern Michigan, 12/8/18	FT.....9, vs Eastern Michigan, 12/8/18	

Season High	Career High	Career Notes
15, vs IU Kokomo, 11/6/18	Pts.....15, vs IU Kokomo, 11/6/18	10-point games.....2
8, vs IU Kokomo, 11/6/18	Reb.....8, vs IU Kokomo, 11/6/18	5-point games.....12
9, vs Oral Roberts, 1/9/19	Ast.....9, vs Oral Roberts, 1/9/19	5-rebound games.....5
8, vs IU Kokomo, 11/6/18	Stl.....8, vs IU Kokomo, 11/6/18	5-assist games.....2
5, vs IU Kokomo, 11/6/18	FG.....5, vs IU Kokomo, 11/6/18	3-steal games.....1
2, at Eastern Illinois, 11/15/18	3PT.....2, at Eastern Illinois, 11/15/18	5-5-5 games.....2
7, two times	FT.....7, two times	

Season High	Career High	Career Notes
6, vs Eastern Michigan, 12/8/18	Pts.....6, vs Eastern Michigan, 12/8/18	5-point games.....1
7, vs IU Kokomo, 11/6/18	Reb.....7, vs IU Kokomo, 11/6/18	5-rebound games.....1
1, at Western Michigan, 11/8/18	Ast.....1, at Western Michigan, 11/8/18	
2, vs South Dakota State, 1/3/19	Stl.....2, vs South Dakota State, 1/3/19	
2, vs IU Kokomo, 11/6/18	Blk.....2, vs IU Kokomo, 11/6/18	
3, vs Eastern Michigan, 12/8/18	FG.....3, vs Eastern Michigan, 12/8/18	
1, two times	FT.....1, two times	

Season High	Career High	Career Notes
16, vs Taylor, 11/12/18	Pts.....16, vs Taylor, 11/12/18	10-point games.....5
7, three times	Reb.....7, three times	5-point games.....18
7, at Eastern Illinois, 11/15/18	Ast.....7, at Eastern Illinois, 11/15/18	5-rebound games.....4
3, vs Taylor, 11/12/18	Stl.....3, vs Taylor, 11/12/18	3-three's games.....5
6, vs Taylor, 11/12/18	FG.....6, vs Taylor, 11/12/18	3-steal games.....1
4, vs Taylor, 11/12/18	3PT.....4, vs Taylor, 11/12/18	
3, vs Eastern Michigan, 12/8/18	FT.....3, two times	

Season High	Career High	Career Notes
18, vs Denver, 1/26/19	Pts.....23, at Maryville, 1/5/17 *	20-point games.....1
6, two times	Reb.....7, two times *	10-point games.....14
5, vs Valparaiso, 12/19/18	Ast.....8, vs Bellarmine, 1/28/17 *	5-rebound games.....8
2, at Western Michigan 11/8/18	Stl.....2, at Western Michigan 11/8/18	5-assist games.....2
3, three times	FG.....10, vs Bellarmine, 1/28/17 *	3-three's games.....4
3, two times	3PT.....3, six times *	3-steal games.....2
8, vs Denver, 1/26/19	FT.....8, vs Denver, 1/26/19	

Season High	Career High	Career Notes
12, vs Valparaiso, 12/19/18	Pts.....19, at Xavier, 11/29/17	10-point games.....21
5, two times	Reb.....6, at Illinois, 11/10/17	5-point games.....46
7, vs Goshen, 12/16/18	Ast.....7, two times	5-rebound games.....8
4, at North Dakota, 12/30/18	Stl.....4, at North Dakota, 12/30/18	5-assist games.....8
5, vs Valparaiso, 12/19/18	FG.....7, at Xavier, 11/29/17	3-three's games.....5
3, two times	3PT.....3, five times	3-steal games.....7
4, at Evansville, 11/20/18	FT.....8, vs Loyola-Chicago, 11/12/17	

Season High	Career High	Career Notes
25, vs Omaha, 1/24/19	Pts.....25, vs Omaha, 1/24/19	Double-Double.....6
14, two times	Reb.....14, two times	20-point games.....9
4, three times	Ast.....5, three times	10-point games.....55
4, at Evansville, 11/20/18	Stl.....5, vs Grace, 11/16/2015	10-rebound games.....8
10, vs Omaha, 1/24/19	FG.....10, vs Omaha, 1/24/19	5-assist games.....3
3, at Loyola-Chicago, 11/29/18	3PT.....3, two times	5-5-5 games.....3
8, vs Eastern Michigan, 12/8/18	FT.....8, two times	

Season High	Career High	Career Notes
13, two times	Pts.....38, at Northern Illinois, 11/22/16 *	Double-Double.....1
12, vs Denver, 1/26/19	Reb.....23, at Northern Illinois, 11/22/16 *	10-point games.....7
2, three times	Ast.....3, three times *	5-point games.....13
3, two times	Stl.....5, three times *	10-rebound games.....3
5, at Western Illinois, 1/19/19	Blk.....6, two times *	5-rebound games.....13
6, three times	FG.....11, at Northern Illinois, 11/22/16 *	Games with a block.....10
4, three times	FT.....15, at Northern Illinois, 11/22/16 *	

Season High	Career High	Career Notes
4, vs Goshen, 12/16/18	Pts.....4, vs Goshen, 12/16/18	
2, vs Goshen, 12/16/18	Reb.....2, vs Goshen, 12/16/18	
—	Ast.....—	
1, vs Goshen, 12/16/18	Blk.....1, vs Goshen, 12/16/18	
1, vs Goshen, 12/16/18	FG.....1, vs Goshen, 12/16/18	
2, vs Goshen, 12/16/18	FT.....2, vs Goshen, 12/16/18	

Season High	Career High	Career Notes
2, two times	Pts.....2, two times	
1, three times	Reb.....1, three times	
—	Ast.....—	
1, two times	Stl.....1, two times	
1, two times	FG.....1, two times	
—	3PT.....—	
—	FT.....—	

Season High	Career High	Career Notes
2, at South Dakota, 1/12/19	Pts.....4, at South Dakota, 1/13/18	Member of the Finish National Team.
1, two times	Reb.....2, three times	
1, vs Goshen, 12/16/18	Ast.....1, vs Goshen, 12/16/18	
—	Blk.....—	
1, at South Dakota, 1/12/19	FG.....1, two times	Missed most of the 2017-18 season due to injury.
1, vs Goshen, 12/16/18	3PT.....1, vs Western Illinois, 12/30/17	
1, vs Goshen, 12/16/18	FT.....4, at South Dakota, 1/13/18	

Season High	Career High	Career Notes
20, vs Goshen, 12/16/18	Pts.....23, at North Dakota State, 1/20/18	20-point games.....2
7, at Evansville, 11/20/18	Reb.....7, at Evansville, 11/20/18	10-point games.....18
3, two times	Ast.....3, two times	5-point games.....31
3, vs Eastern Michigan, 12/8/18	Stl.....3, vs Eastern Michigan, 12/8/18	3-steal games.....1
8, vs Goshen, 12/16/18	FG.....8, two times	3-three's games.....20
5, at Eastern Illinois, 11/15/18	3PT.....7, at North Dakota State, 1/20/18	Games with a 3.....34
3, vs Eastern Michigan, 12/8/18	FT.....3, three times	

- Was an assistant coach at the University of San Diego for 11 seasons.
- Helped lead San Diego to an overall record of 222-124 since 2005, including five consecutive 20-win seasons and WNIT appearances.
- Niecee and her husband, Steve, have two children: son Sebastian and daughter Skyler.