

# FORT WAYNE

# WOMEN'S BASKETBALL



## FORT WAYNE MASTODONS

3-7, 0-0 SUMMIT LEAGUE

VS

#23/21 MICHIGAN WOLVERINES

9-2, 0-0 BIG TEN



### NOVEMBER (2-5)

10	at Illinois	L, 64-50
12	LOYOLA-CHICAGO	W, 79-70
15	at Belmont	L, 74-42
18	FINDLAY	L, 75-55
21	UIC (FITNESS DAY)	L, 67-51
25	QUINCY	W, 73-72
29	at Xavier	L, 62-50

### DECEMBER (1-2)

4	at Coastal Carolina	L, 67-58
8	EASTERN ILLINOIS	W, 93-77
10	MILWAUKEE	L, 60-48
16	at Michigan	2 P.M.
19	MARYVILLE	6 P.M.
21	at Valparaiso	8 P.M.
30	WESTERN ILLINOIS •	2 P.M.

### JANUARY (0-0)

4	ORAL ROBERTS •	6 P.M.
6	DENVER • (PINK OUT)	2 P.M.
9	OMAHA •	6 P.M.
13	at South Dakota •	2 P.M.
18	at Western Illinois •	8 P.M.
20	at North Dakota State •	2 P.M.
27	at South Dakota State •	3 P.M.

### FEBRUARY (0-0)

1	at Oral Roberts •	8 P.M.
4	at Denver •	3 P.M.
7	SOUTH DAKOTA •	6 P.M.
10	at Omaha •	2 P.M.
15	NORTH DAKOTA STATE •	6 P.M.
24	SOUTH DAKOTA STATE •	3 P.M.

### MARCH (0-0)

#### SUMMIT LEAGUE TOURNAMENT (March 3-6)

3-4	Quarterfinals	TBD
5	Semifinals	TBD
6	Championship	TBD

• Summit League Games

CAPS/BOLD = Home Games | All Times Eastern

### FORT WAYNE REFERENCES

As a part of the Fort Wayne athletic department's rebranding effort that began in 2016, we respectfully ask to refer to any athletic-related subjects as "Fort Wayne" or the "Fort Wayne Mastodons." Please refer to the school as "IPFW" or "Indiana University - Purdue University Fort Wayne". "IPFW" is not acceptable when referring to the athletic teams. References of "Fort Wayne University" or "University of Fort Wayne" ARE NOT ACCEPTABLE IN ANY CONTEXT. Please do not use "Lady 'Dons" when referring to women's teams.

#### LAST GAME:

L, 60-48 vs. Milwaukee (Dec. 10)

#### COACH:

Niecee Nelson | 2nd Season

#### SCORING LEADER:

De'Jour Young | 11.4 ppg

#### REBOUNDING LEADER:

Jaelencia Williams | 5.8 rpg

#### ASSIST LEADER:

Anna Lappenküper | 3.0 apg

#### STEAL LEADER:

De'Jour Young | 1.4 spg

#### BLOCK LEADER:

Jaelencia Williams | 1.0 bpg

### GAMEDAY INFORMATION

WHEN: Saturday, December 16 | 2 p.m.

WHERE: Ann Arbor, Mich. | Crisler Center (12,707)

LIVE VIDEO: BTN2GO

LIVE STATS: Michigan Sidearm Live Stats

LIVE AUDIO: Fort Wayne Stretch Internet

SERIES HISTORY: First meeting

#### TALE OF THE TAPE

CATEGORY	FORT WAYNE	MICHIGAN
POINTS SCORED	59.9	72.7
POINTS ALLOWED	68.8	58.9
FG PCT.	.410	.466
OPP. FG PCT.	.448	.357
3-POINT PCT.	.337	.351
OPP. 3-POINT PCT.	.331	.302
FREE THROW PCT.	.725	.721
REBOUNDS	32.1	39.8
REBOUND MARGIN	-0.1	+7.4
ASSISTS	10.1	14.2
TURNOVERS	16.1	16.6
STEALS	5.7	6.7
BLOCKED SHOTS	3.0	4.0

#### LAST GAME:

W, 79-34 vs. North Florida (Dec. 12)

#### COACH:

Kim Barnes Arico | 6th Season

#### SCORING LEADER:

Katelynn Flaherty | 22.0 ppg

#### REBOUNDING LEADER:

Jillian Dunston | 9.9 rpg

#### ASSIST LEADER:

Jillian Dunston and

Katelynn Flaherty | 3.5 apg

#### STEAL LEADER:

Jillian Dunston | 1.8 spg

#### BLOCK LEADER:

Hailey Brown | 1.5 bpg

### MASTODON PROBABLE STARTERS (SUBJECT TO CHANGE)



**Hannah Albrecht**

5-7 So.

Crown Point, Ind. / Crown Point H.S. / Saint Joseph's (IN)

GP	GS	PPG	RPG	Ast	FG%	3FG%	FT%
10	10	7.9	2.60	23	.475	.471	.833



**Anna Lappenküper**

5-8 So.

Herne, Germany / Otto Hahn Gymnasium

GP	GS	PPG	RPG	Ast	FG%	3FG%	FT%
10	10	8.9	2.60	30	.410	.350	.783



**De'Jour Young**

5-7 Jr.

Fort Wayne, Ind. / Concordia Lutheran

GP	GS	PPG	RPG	Ast	FG%	3FG%	FT%
9	9	11.4	5.67	19	.394	.222	.714



**Diamond Williams**

6-2 Fr.

Indianapolis, Ind. / Ben Davis

GP	GS	PPG	RPG	Ast	FG%	3FG%	FT%
10	2	3.6	4.10	1	.432	.000	.364



**Kierstyn Repp**

5-10 Fr.

Archbold, Ohio / Archbold

GP	GS	PPG	RPG	Ast	FG%	3FG%	FT%
10	10	8.8	2.90	6	.373	.381	.727







GoMastodons.com/WBBstats

@FortWayneWBB

@GoMastodons

#GoDons

## 2017-18 SUMMIT LEAGUE STANDINGS

(as of 12/11/2017)

Team	Summit				Overall					
	Rec.	Pct.	PF	PA	Rec.	Pct.	PF	PA	Last 10	Strk.
Western Illinois	0-0	0.000	0	0	9-2	0.818	946	699	8-2	Won 4
South Dakota State	0-0	0.000	0	0	8-2	0.800	706	600	8-2	Won 2
Omaha	0-0	0.000	0	0	7-3	0.700	697	675	7-3	Lost 1
Oral Roberts	0-0	0.000	0	0	6-4	0.600	655	608	6-4	Lost 1
South Dakota	0-0	0.000	0	0	6-4	0.600	690	611	6-4	Won 2
Denver	0-0	0.000	0	0	6-5	0.545	742	670	5-5	Lost 1
North Dakota State	0-0	0.000	0	0	5-5	0.500	706	692	5-5	Lost 4
Fort Wayne	0-0	0.000	0	0	3-7	0.300	599	688	3-7	Lost 1

## 2017-18 SUMMIT LEAGUE PLAYERS OF THE WEEK

Date	Player	Pos.	School	Feb. 13
Nov. 13	Macy Miller	G	South Dakota State	Feb. 19
Nov. 20	Allison Arens	G	South Dakota	Feb. 26
Nov. 27	Courtney Vaccher	C	Omaha	
	Madison Guebert	G	South Dakota State	
Dec. 4	Taylor Higginbotham	G	Western Illinois	
Dec. 11	Macy Miller	G	South Dakota State	
Dec. 18				
Dec. 25				
Jan. 1				
Jan. 8				
Jan. 16				
Jan. 22				
Jan. 29				
Feb. 5				

## SUMMIT LEAGUE COMPOSITE SCHEDULE

<b>Monday, November 27</b> Denver 83, Cal St. Fullerton 58	<b>Wednesday, December 6</b> Oklahoma 61, South Dakota St. 67 Oral Roberts 76, Kansas City 73 UNI 70, Omaha 78	<b>Tuesday, December 19</b> Denver at Liberty 4:30 P.M. UC Riverside at South Dakota 8 P.M.
<b>Wednesday, November 29</b> Bellevue 32, South Dakota 89 Chicago St. 54, Western Illinois 71 Oral Roberts 53, Tulsa 41 North Dakota St. 59, Colorado 108	<b>Thursday, December 7</b> Denver 70, UMBC 48	<b>Wednesday, December 20</b> North Dakota St. at Florida International TBA Denver at Kansas City 4:30 P.M. Omaha at CSUN 5 P.M. Wichita St. at South Dakota St. 8 P.M.
<b>Thursday, November 30</b> Graceland 69, Omaha 96 UNI 47, South Dakota St. 54 Colorado St. 61, Denver 56	<b>Saturday, December 9</b> Denver 53, American 66 Bakersfield 50, South Dakota 66 North Dakota St. 68, North Dakota 79 Western Illinois 81, Austin Peay 68 Bowling Green 44, South Dakota St. 76	<b>Thursday, December 21</b> North Dakota St. at TBA TBA Oral Roberts at Utah 4 P.M. North Dakota at South Dakota 6 P.M. Western Illinois at Gonzaga 9 P.M.
<b>Friday, December 1</b> Western Illinois 78, Wichita St. 65 Long Beach St. 58, Oral Roberts 64 North Dakota St. 38, Milwaukee 74	<b>Sunday, December 10</b> Creighton 72, Omaha 51 Oral Roberts 66, Missouri St. 76	<b>Thursday, December 28</b> Western Illinois at Bradley 8 P.M.
<b>Saturday, December 2</b> South Dakota 55, Stephen F. Austin 77 Cal St. Fullerton 50, Oral Roberts 60	<b>Friday, December 15</b> Alcorn St. at Oral Roberts 5 P.M. South Dakota St. at Creighton 5 P.M.	<b>Friday, December 29</b> South Dakota St. at Florida Gulf Coast 7:30 P.M. Dakota St. at North Dakota St. 8 P.M.
<b>Sunday, December 3</b> College of Saint Mary 58, Omaha 81 Louisville 68, South Dakota St. 64 Northern Arizona 73, Denver 80	<b>Saturday, December 16</b> Tulsa at South Dakota 2 P.M. Denver at Utah St. 4 P.M. Cal Poly at North Dakota St. 8 P.M. Chicago St. at Oral Roberts 9:30 P.M.	<b>Saturday, December 30</b> Denver at South Dakota 2 P.M. Oral Roberts at Omaha 2 P.M.
<b>Monday, December 4</b> South Dakota 81, Incarnate Word 51	<b>Sunday, December 17</b> South Dakota St. at Drake 3 P.M.	<b>Monday, January 2</b> South Dakota at North Dakota St. 6 P.M. Utah Valley at Denver 4 P.M.
<b>Tuesday, December 5</b> SEMO 59, Western Illinois 87 UTRGV 82, North Dakota St. 79	<b>Monday, December 18</b> Omaha at CSU 10 P.M. Western Illinois at Stanford 10 P.M.	<b>Tuesday, January 3</b> Omaha at South Dakota St. 8 P.M.
		<b>Wednesday, January 4</b> South Dakota at Western Illinois 8 P.M.

## FORT WAYNE AT A GLANCE

### GENERAL INFO

Address	2101 E. Coliseum Blvd.
City/Zip	Fort Wayne, IN / 46805
Founded	1964
Enrollment	10,414
Nickname	Mastodons
Colors	Royal Blue and White
Affiliation	NCAA Division I
Conference	The Summit League
Chancellor	Ron Elsenbaumer
Athletic Director	Kelley Hartley Hutton

### MEDIA SERVICES

Asst. Director / WBB Contact	Brian Alden
E-mail	aldenbs@ipfw.edu
Office Phone	(260) 481-6646
Cell Phone	(859) 468-8963
Office Fax	(260) 481-6002

### COACHING STAFF

Head Coach	Niecee Nelson
Alma Mater 'Yr.	Concordia Portland '02
Record at School/Yrs.	8-31 / 2nd
Career Record/Yrs.	Same
Assistant Coach	Ty Shaw (2nd season)
Alma Mater 'Yr.	Albertson '02
Assistant Coach	Marcie Alberts (5th season)
Alma Mater 'Yr.	Ohio State '97
Assistant Coach	Carol Duncan (2nd season)
Alma Mater 'Yr.	Purdue '06
Director of Operations	Haley Seibert (3rd season)
Alma Mater 'Yr.	IPFW '15

### SEASON IN REVIEW

2016-17 Overall Record	5-24
2016-17 Summit Record/Finish	2-14 / 9th
Letterwinners Returning/Lost	4 / 7
Starters Returning/Lost	2 / 3
Newcomers	9

### HISTORY

First Year of Basketball	1976-77
First Year of NCAA Division I Basketball	2001-02
First Year in The Summit League	2007-08
All-Time Record	464-635
All-Time Division I Record	160-318
All-Time Summit League Record	70-99
All-time NCAA Tournament Record	0-3
Years in Post-Season play	12
Last Post-Season Game	2013-14 (WBI)
Result	L, 84-71 at UIC

First Varsity Game	12/9/76 at Huntington; L, 41-38
500th Game	1/9/97 at Saint Joseph's (IN); W, 73-61
750th Game	1/25/06 vs. Butler; L, 70-60
1,000th Game	3/19/14 at UIC; L, 84-71

First Program Victory	12/11/76 vs. Grace; W, 72-31
250th Program Victory	2/10/96 at Kentucky Wesleyan; W, 91-76

# FORT WAYNE MASTODONS ROSTER

No.	Name	Ht.	Pos.	Cl.	Hometown	High School / Previous School
00	Jaelencia Williams ( <i>JUH-len-see-uh</i> )	6-2	C	Fr.	Indianapolis, Ind.	Southport
3	KeShyra McCarver ( <i>Key-SHY-Ruh</i> )	5-10	F	Sr.	Toledo, Ohio	Whitmer
5	Hannah Hess	5-10	G	R-Fr.	Oregon, Ohio	Clay
10	Hannah Albrecht	5-7	G	So.	Crown Point, Ind.	Crown Point / Saint Joseph's (IN)
12	Anna Lappenküper ( <i>AHH-nuh LAH-pen-cooper</i> )	5-8	G	So.	Herne, Germany	Otto Hahn Gymnasium
13	De'Jour Young ( <i>D-zhur</i> )	5-7	G	Jr.	Fort Wayne, Ind.	Concordia Lutheran
14	Sh'Toya Sanders * ( <i>SHU-toy-yuh</i> )	6-0	F	Jr.	Fort Wayne, Ind.	Wayne / Chicago State
21	Emma Tuominen ( <i>too-oh-MEH-nen</i> )	5-8	G	Fr.	Lahti, Finland	Lahden Lyseo
23	Peyton Fallis ( <i>Fau-liss</i> )	5-10	G	Jr.	Indianapolis, Ind.	Heritage Christian
30	Diamond Williams	6-2	F	Fr.	Indianapolis, Ind.	Ben Davis
31	Sofia Rajala ( <i>RUH-jah-Luh</i> )	6-0	F	Fr.	Helsinki, Finland	Mäkelänrinne Sports
32	Kierstyn Repp ( <i>Rep</i> )	5-10	G	Fr.	Archbold, Ohio	Archbold
33	Stevie Luebbert	6-3	F	So.	Fort Wayne, Ind.	Northrop
*Will redshirt this season						
Head Coach: Niecee Nelson ( <i>KNEE-see</i> )						
Assistant Coaches: Marcie Alberts, Carol Duncan and Ty Shaw						
Director of Operations: Haley Seibert ( <i>sigh-BERT</i> )						

# MICHIGAN WOLVERINES ROSTER

No.	Name	Pos.	Ht.	Cl.	Hometown	High School / Previous School
2	Priscilla Smeenge	G	6-0	Fr.	Jacksonville, Fla.	Celebration
3	Katelynn Flaherty	G	5-7	Sr.	Point Pleasant, N.J.	Metuchen
5	Kayla Robbins	F	6-1	So.	Mitchellville, Md.	St. John's College
10	Nicole Munger	G	5-11	Jr.	Doylestown, Pa.	Central Bucks West
11	Jillian Dunston	F	5-11	Sr.	Silver Spring, Md.	Academy of the Holy Cross
14	Akienreh Johnson	G	6-0	So.	Toledo, Ohio	Rogers
15	Hailey Brown	F	6-1	Fr.	Hamilton, Ont.	The RISE Centre Academy
20	Deja Church	G	5-10	Fr.	Southfield, Mich.	Southfield A&T
21	Samantha Trammel	F	6-1	Jr.	Minnetonka, Minn.	Eastview
22	KeAsia Peace	F	6-3	So.	Toledo, Ohio	Rogers
30	Hallie Thome	C	6-5	Jr.	Chagrin Falls, Ohio	Chagrin Falls
Head Coach: Kim Barnes Arico						
Assistant Coaches: Melanie Moore, Joy McCorvey and Wesley Brooks						

## All-Time Results vs. Michigan

First Meeting

Overall: 0-0  
League: 0-0  
Home: 0-0  
Away: 0-0  
Neutral: 0-0

## Fort Wayne vs.

17-18 OPPONENTS	All-Time	Under Nelson
Belmont	0-4	0-2
Coastal Carolina	2-3	0-2
Denver	3-6	0-2
Eastern Illinois	2-3	1-0
Findlay	1-2	0-1
Illinois	0-6	0-2
Loyola-Chicago	1-1	1-0
Maryville	0-0	0-0
Michigan	0-0	0-0
Milwaukee	2-4	0-1
North Dakota State	9-16	1-1
Omaha	5-5	1-1
Oral Roberts	5-12	0-2
Quincy	9-3	1-0
South Dakota	3-10	0-2
South Dakota State	1-29	0-2
UIC	1-4	1-1
Valparaiso	5-10	0-0
Western Illinois	10-11	0-2
Xavier	0-3	0-1
TOTALS	59-132	6-22

## Fort Wayne vs.

BIG TEN	All-Time	Under Nelson
Illinois	0-6	0-2
Indiana	0-5	0-0
Iowa	0-0	0-0
Maryland	0-1	0-0
Michigan	0-0	0-0
Michigan State	1-3	0-0
Minnesota	0-1	0-0
Nebraska	0-0	0-0
Northwestern	0-1	0-0
Ohio State	0-0	0-0
Penn State	0-0	0-0
Purdue	0-5	0-0
Rutgers	0-0	0-0
Wisconsin	0-2	0-0
TOTALS	1-24	0-2

## ON THIS DATE... DECEMBER 16 (2-2)

2012	AT MICHIGAN STATE	L, 36-64
2007	AT DUQUESNE	L, 74-83
2000	WAYNE STATE (MI)	W, 75-54
1989	SOUTHERN INDIANA	W, 104-72

## ALL-TIME IN DECEMBER... BY DAY AND LOCATION

Sunday	7-21
Monday	5-10
Tuesday	13-20
Wednesday	8-16
Thursday	19-17
Friday	12-17
Saturday	47-42
Home	75-47
Away	27-89
Neutral	9-7

## ALL-TIME RECORD... BY DAY OF THE WEEK

Sunday	15-42
Monday	36-53
Tuesday	45-60
Wednesday	37-51
Thursday	104-125
Friday	33-53
Saturday	191-246

## ALL-TIME RECORD... BY MONTH

November	62-89
December	111-143
January	135-204
February	140-166
March	17-29

## HEAD COACH NIECEE NELSON

Niecee Nelson was appointed as Fort Wayne's women's basketball head coach on April 18, 2016. An assistant coach at the University of San Diego for 11 seasons, she is the 14th head coach in the 40-year history of the program. Nelson is no stranger to Fort Wayne, however, having served as an assistant coach for the Mastodons for one season during 2004-05, after getting her start in coaching as a graduate assistant at the University of Wyoming for two seasons (2002-04).

Nelson helped lead San Diego to an overall record of 222-124 since 2005, including five consecutive 20-win seasons and postseason WNIT appearances. The Toreros, under the direction of head coach Cindy Fisher, made one NCAA Tournament appearance since '05, winning the WCC Tournament in 2008, and have made six overall appearances in the WNIT, first advancing to the event in 2007. USD was 25-8 in 2015-16, tying for the second-most wins in program history while advancing to the third round of the WNIT.

Nelson's on court responsibilities at USD included point guard and shooting guard development, while serving as the program's offensive coordinator. She has helped develop 13 All-WCC First Team guards, including Dominique Conners, a three-time honoree and USD's all-time leader in points and steals. Nelson also helped develop Amanda Rego, the program's only WCC Player of the Year (2006-07), who was the national assist leader that season, and is the school's career leader in assists.

Nelson's off court responsibilities at USD included serving as the program's academic coordinator, budget management and ordering of team equipment, including uniforms and apparel, as well as managing team travel. Additionally, she shared in the duties of recruiting as well as the opponent scouting and game strategy. Nelson has also assisted in creating practice plans and individual workouts.

Nelson was an assistant at Fort Wayne during 2004-05, with primary responsibilities in team travel, post player development, marketing and academic support. Within two months of arriving at Fort Wayne, she was promoted to recruiting coordinator, leading the charge in overseas recruiting into Brazil and Europe.

Prior to Fort Wayne, Nelson served as a graduate assistant at Wyoming with Coach Fisher. She worked closely with the staff and team on practice and game day coaching, individual workouts, academic support, film exchange, and guard and post development.

Nelson earned 2001 NAIA All-America honors at Concordia University in Portland, Oregon. A two-time team captain, she was named to the 2001 Lutheran Brotherhood All-America Team. Nelson was a two-time All-Cascade Conference First Team selection (2001, 2002), and the 1998 Cascade Conference Freshman of the Year.

Nelson graduated from Concordia in 2002 with a Bachelor of Arts degree in Education with an emphasis in Elementary Education, adding minors in Business Marketing and Psychology. She earned a Master of Science degree in Kinesiology and Health with an emphasis in Health Promotion from Wyoming in 2004.

Niecee and her husband, Steve, have two children: son Sebastian and daughter Skyler.

## FORT WAYNE IN SUMMIT LEAGUE AND NCAA STATISTICS

TEAM	(of 345)		(of 8)	
	Statistic	NCAA	Summit	
Assist Turnover Ratio	0.63	289	8	
Assists	101	274	8	
Assists Per Game	10.1	324	8	
Blocked Shots	30	151	4	
Blocked Shots Per Game	3	188	3	
Fewest Fouls	161	166	4	
Fewest Turnovers	161	238	7	
Field-Goal Percentage	41	153	5	
Field-Goal Percentage Defense	44.8	321	8	
Free Throw Attempts	149	218	6	
Free Throws Made	108	183	7	
Free-Throw Percentage	72.5	83	4	
Personal Fouls Per Game	16.1	78	4	
Rebound Margin	-0.1	196	6	
Rebounds	321	239	8	
Rebounds Per Game	32.1	337	8	
Scoring Defense	68.8	250	7	
Scoring Margin	-8.9	289	8	
Scoring Offense	59.9	277	8	
Steals	57	280	8	
Steals Per Game	5.7	312	8	
Three Pt FG Defense	33.1	245	7	
Three-Point Field Goals Made	57	152	7	
Three-Point Field Goals Per Game	5.7	193	7	
Three-Point Field-Goal Percentage	33.7	109	5	
Turnover Margin	-3.2	296	7	
Turnovers Forced	12.9	323	7	
Turnovers Per Game	16.1	166	7	

## INDIVIDUAL

	Statistic	NCAA	Summit
<b>Blocked Shots Per Game</b>			
Jaelencia Williams	1	247	6
<b>Minutes Played</b>			
Anna Lappenküper	339:00	94	5
<b>Three-Point Field Goals Attempted</b>			
Kierstyn Repp	63	95	5
<b>Three-Point Field Goals Made</b>			
Kierstyn Repp	24	85	4
<b>Three-Point Field Goals Per Game</b>			
Kierstyn Repp	2.4	128	4
<b>Three-Point Field Goal Percentage</b>			
Kierstyn Repp	38.1	151	6

As of 12/12/2017

\* NCAA rank does not include schools reclassifying

## Season and Career Totals

2017-18 Career

### DOUBLE-DOUBLES

De'Jour Young	-	3
KeShyra McCarver	-	1

### 20-PLUS POINT GAMES

KeShyra McCarver	-	3
De'Jour Young	1	2
Peyton Fallis	-	1

### DOUBLE-DIGIT SCORING GAMES

De'Jour Young	5	30
Anna Lappenküper	6	14
KeShyra McCarver	3	12
Peyton Fallis	-	7
Jaelencia Williams	5	5
Kierstyn Repp	5	5
Hannah Albrecht	2	2
Hannah Hess	2	2
Diamond Williams	1	1

### 10-PLUS REBOUND GAMES

De'Jour Young	-	4
Diamond Williams	2	2
KeShyra McCarver	-	1
Jaelencia Williams	1	1

### 5-PLUS ASSIST GAMES

Anna Lappenküper	2	4
De'Jour Young	-	3

### 3-PLUS STEAL GAMES

De'Jour Young	1	7
KeShyra McCarver	-	4
Anna Lappenküper	1	3
Peyton Fallis	-	2
Hannah Albrecht	2	2

### 3-PLUS THREE-POINT FG GAMES

Kierstyn Repp	4	4
KeShyra McCarver	-	3
Peyton Fallis	-	3
Anna Lappenküper	1	2
Hannah Albrecht	1	1
Hannah Hess	1	1

### STARTS

De'Jour Young	9	58
KeShyra McCarver	1	39
Anna Lappenküper	10	32
Jaelencia Williams	8	8
Kierstyn Repp	10	10
Hannah Albrecht	10	10
Peyton Fallis	-	2
Diamond Williams	2	2

### 5-5-5 GAMES

At least 5 in three categories (pts, rbs, ast, stl or blk)

De'Jour Young	-	3
---------------	---	---



## Single Game Stat Leaders

2017-18 Career

### TEAM LEADER IN POINTS

De'Jour Young	3	17
Jaelencia Williams	3	3
KeShyra McCarver	-	3
Anna Lappenküper	1	3
Peyton Fallis	-	2
Kierstyn Repp	2	2
Hannah Albrecht	1	1

### TEAM LEADER IN REBOUNDS

De'Jour Young	4	25
KeShyra McCarver	-	10
Jaelencia Williams	4	4
Diamond Williams	2	2
Anna Lappenküper	-	1
Peyton Fallis	-	1
Hannah Albrecht	1	1

### TEAM LEADER IN ASSISTS

De'Jour Young	3	16
Anna Lappenküper	4	8
KeShyra McCarver	1	4
Hannah Albrecht	4	4
Peyton Fallis	-	2

### TEAM LEADER IN STEALS

De'Jour Young	5	19
KeShyra McCarver	2	8
Anna Lappenküper	4	8
Peyton Fallis	4	4
Hannah Albrecht	3	3
Hannah Hess	2	2
Jaelencia Williams	1	1

### TEAM LEADER IN BLOCKS

De'Jour Young	3	13
KeShyra McCarver	-	7
Jaelencia Williams	5	5
Anna Lappenküper	1	3
Diamond Williams	3	3
Kierstyn Repp	2	2
Peyton Fallis	-	1
Emma Tuominen	1	1
Hannah Hess	1	1

### POINTS OFF THE BENCH

KeShyra McCarver	5	17
Peyton Fallis	1	13
De'Jour Young	-	3
Anna Lappenküper	-	3
Emma Tuominen	2	2
Hannah Hess	2	2
Jaelencia Williams	1	1

## Miscellaneous Game Stats

### SCORES FIRST

Fort Wayne	4
Opponents	6

### HOW FORT WAYNE SCORED FIRST POINT

Free Throw	-
Jumper	2
Layup	3
Three-Pointer	5

### FIRST FORT WAYNE POINT SCORED BY

Kierstyn Repp	5
Jaelencia Williams	3
Hannah Albrecht	1
De'Jour Young	1

### SCORING RUNS OF 10-0 OR BETTER

Fort Wayne	1
Opponents	7

### TIP-OFFS CONTROLLED

Fort Wayne	5
Opponents	5

Jaelencia Williams	5/8 (.625)
Diamond Williams	0/2 (.000)

### FORT WAYNE'S FIRST SUBSTITUTION

KeShyra McCarver	5
Diamond Williams	3
Peyton Fallis	1
Emma Tuominen	1
Hannah Hess	1
Jaelencia Williams	1

### PLAYERS FOULED OUT

Fort Wayne	2
Opponents	2

KeShyra McCarver	1	11
De'Jour Young	-	3
Anna Lappenküper	-	2
Peyton Fallis	-	1
Diamond Williams	1	1

### THREE- AND FOUR-POINT PLAYS

Fort Wayne	7
Opponents	9

KeShyra McCarver	-	12
De'Jour Young	2	10
Peyton Fallis	-	3
Anna Lappenküper	2	2
Jaelencia Williams	1	1
Emma Tuominen	1	1
Diamond Williams	1	1

### BENCH POINTS

Fort Wayne	141 (14.1 ppg.)
Opponents	133 (13.3 ppg.)

### LARGEST HALFTIME LEAD

7 (34-27) vs. Loyola-Chicago (11/12/17)

### LARGEST HALFTIME DEFICIT

16 (37-21) vs. Milwaukee (12/10/17)

### LARGEST WIN

16 (93-77) vs. Eastern Illinois (12/8/17)

### LARGEST DEFEAT

32 at Belmont (11/15/17)

### LARGEST LEAD

20 (79-59, 7:51 4th) vs. Eastern Illinois (12/8/17)

### LARGEST DEFICIT

32 (74-32, 0:48 4th) at Belmont (11/15/17)

### LARGEST DEFICIT OVERCOME TO WIN

8 (38-30, 7:03 3rd) vs. Quincy (11/25/17)

### LARGEST LEAD GIVEN UP IN LOSS

7 (9-2, 8:12 1st) at Coastal Carolina (12/4/17)

### MOST CONSECUTIVE POINTS

10 (5:21-:01 4th) at Coastal Carolina (12/4/17)

### MOST CONSECUTIVE POINTS BY OPP.

17 (3:44, 2nd - 8:19, 3rd) vs. Findlay (11/18/17)

### LONGEST WINNING STREAK

### LONGEST LOSING STREAK

3, Nov. 15-Nov. 21

### LARGEST HOME CROWD

1,289 vs. UIC (11/21/17)

### LARGEST ROAD CROWD

1,148 at Illinois (11/10/17)

### MOST TIME LEADING

37:29 vs. Loyola-Chicago (11/12/17)

### MOST TIME LEADING IN LOSS

9:34 at Illinois (11/10/17)

### MOST TIME WITH SCORE TIED

5:55 vs. Quincy (11/25/17)

### MOST TIME TRAILING

39:43 at Xavier (11/29/17)

### MOST LEAD CHANGES

8 vs. Quincy (11/25/17)

### MOST TIE SCORES

10 vs. Quincy (11/25/17)

## STARTING LINEUPS

Game	G	G	G	G/F	C
at Illinois	Lappenküper	Albrecht	Repp	Young	J. Williams
Loyola-Chicago	Lappenküper	Albrecht	Repp	Young	J. Williams
at Belmont	Lappenküper	Albrecht	Repp	Young	J. Williams
Findlay	Lappenküper	Albrecht	Repp	Young	J. Williams
UIC	Lappenküper	Albrecht	Repp	McCarver	J. Williams
Quincy	Lappenküper	Albrecht	Repp	Young	J. Williams
at Xavier	Lappenküper	Albrecht	Repp	Young	J. Williams
at Coastal Carolina	Lappenküper	Albrecht	Repp	Young	J. Williams
Eastern Illinois	Lappenküper	Albrecht	Repp	Young	D. Williams
Milwaukee	Lappenküper	Albrecht	Repp	Young	D. Williams
at Michigan					
Maryville					
at Valparaiso					
Western Illinois					
Oral Roberts					
Denver					
Omaha					
at South Dakota					
at Western Illinois					
at North Dakota State					
at South Dakota State					
at Oral Roberts					
at Denver					
South Dakota					
at Omaha					
North Dakota State					
South Dakota State					

## BY ROTATION

2-5	Lappenküper	Albrecht	Repp	Young	J. Williams
0-1	Lappenküper	Albrecht	Repp	McCarver	J. Williams
1-1	Lappenküper	Albrecht	Repp	Young	D. Williams

## BY PLAYER

Lappenküper	3-7
Albrecht	3-7
Repp	3-7
Young	3-7
J. Williams	2-6
McCarver	0-1
D. Williams	1-1

## TOP-10 BENCH SCORERS...

Player	Pts.	Opponent	Date
KeShyra McCarver	12	vs. Loyola-Chicago	11/12/2017
Hannah Hess	11	at Coastal Carolina	12/4/2017
KeShyra McCarver	10	vs. Eastern Illinois	12/8/2017
Hannah Hess	10	at Xavier	11/29/2017
KeShyra McCarver	10	at Illinois	11/10/2017
KeShyra McCarver	9	vs. Quincy	11/25/2017
Jaelnecia Williams	7	vs. Milwaukee	12/10/2017
Hannah Hess	7	vs. Eastern Illinois	12/8/2017
Diamond Williams	7	at Coastal Carolina	12/4/2017
KeShyra McCarver	6	vs. Findlay	11/18/2017
Emma Tuominen	5	vs. Findlay	11/18/2017
Emma Tuominen	5	at Belmont	11/15/2017

## WHY MASTODONS?...

It all started about 10,000 years ago...

That's when mastodons roamed the southern Great Lakes region of North America. These stocky versions of modern elephants reached heights of about ten feet at the shoulder, with tusks that curved upward that were six feet or more in length. Mastodons were browsers who fed mostly on leaves and twigs from small trees and shrubs.

One such mastodon found its final resting place about two miles south of Angola, Indiana, on land that would eventually become part of Orsine Routsong's farm. In the fall of 1968, Routsong decided to expand a small pond on his property. An excavator was hired and instructed to pile the excavated material around the edge of the pond. Several days after the excavation was finished a heavy rain storm pounded the piles of dirt.

The next day, a young neighbor boy of Routsong's discovered a large bone in one of the dirt piles. Routsong knew it was something out of the ordinary, so he called Jack Sunderman, chair of the IPFW Geology Department, to identify the bone, and to ask for advice on what to do with it. Sunderman says his first question was, "How big is the bone," with Routsong's answer being "pretty big, maybe 3 or 4 feet long."

When Sunderman got to the farm, he identified the bone as a leg bone of a mastodon. He told Routsong a skeleton like this would have scientific and instructional value if a large portion of it could be located. Routsong agreed, and also agreed to have the IPFW Geology Department do the excavation. Sunderman got two more faculty members, Geoffrey Matthews and Bernd Erdtmann, and several geology students to help in the project.

After all the mastodon bones were collected, cleaned, and preserved, Routsong agreed to have the adult mastodon skeleton placed on permanent display at IPFW; the skull of a baby mastodon is now on loan to Science Central.

In the spring of 1970, The Communicator (IPFW's student newspaper) began a drive to come up with a mascot for IPFW. Some of the suggested choices included the Boiler-Hoosiers, Warhawks, Marauders, Frontiersmen, Pioneers, Elfs, and Hobbits. Those names and others came from student suggestions. Steve Pettyjohn, who served as the student body president in 1968-69, wrote a letter to the editor about the school mascot. In his letter, Pettyjohn extolled the virtues of choosing the mastodon as IPFW's mascot: "It sounds different, strange - that's exactly why. It's different and yes, even strange. For God's Sakes, let's have the courage to be a little different."

In the meantime, former Indiana Congressman Mark Souder, who served as student body president in 1969-70, recalls being lobbied by the Geology Club to choose the mastodon.

According to Nusbaumer, "Souder appointed a committee in student government to select a name although he was lobbying hard for the mastodon." After some discussion on the subject, Souder says a vote was taken by the committee and the mastodon came out the winner. Souder finished his recollection with these thoughts. "History shows that the advocacy of the geology club was correct. The fast, decisive action of the elected student government—though it did not please everyone and was not a precedent that the University desired to see—has also been upheld by history as IPFW regularly scores high in any list of unique university nicknames; even in this era when everybody strives to be different. We did it decades ago."

## WHAT IS A MASTODON?...

### (ACCORDING TO WIKIPEDIA)

Mastodons are any species of extinct proboscideans (mammals with tusks and long, muscular trunks) in the genus *Mammut*, distantly related to elephants, that inhabited North and Central America during the late Miocene or late Pliocene up to their extinction at the end of the Pleistocene 10,000 to 11,000 years ago. Mastodons lived in herds and were predominantly forest dwelling animals that fed on a mixed diet of browsing and grazing with a seasonal preference for browsing, in contrast to living elephants that are mostly grazing animals.

Modern reconstructions based on partial and skeletal remains reveal that mastodons were very similar in appearance to elephants and, to a lesser degree, mammoths, though not closely related to either one. Compared to mammoths, mastodons had shorter legs, a longer body and were more heavily muscled, a build similar to that of the current Asian elephants. The average body size of the species was around 2.3 m (7 ft 7 in) in height at the shoulders, corresponding to a large female or a small male, but large males could grow up to 2.8 m (9 ft 2 in) in height and weigh as much as 4.5 tonnes (5 short tons).

<b>FORT WAYNE WHEN...</b>	<b>2017-18</b>	<b>NELSON</b>
Overall	3-7	8-31
Home	3-3	6-13
Road	0-4	1-17
Neutral	0-0	1-1
At Memorial Coliseum	0-0	0-2
Wearing White	2-0	2-0
Wearing Grey	1-2	1-2
Wearing Blue	0-4	0-4
Wearing Pink	-	-
Summit League	0-0	2-14
Summit League Home	0-0	2-6
Summit League Road	0-0	0-8
Non-League	3-7	6-17
Non-League Home	3-3	4-7
Non-League Road	0-4	1-9
Following a win	0-3	0-8
Following a loss	3-3	8-21
Against top 25 (AP) teams	0-0	0-0
Against Mid-Major top 25 teams	0-1	0-6
In Overtime	0-1	0-1
In Multiple Overtimes	0-0	0-0
Regular Season Tournaments	0-0	1-2
Postseason	0-0	0-0
Wins Tip	2-3	4-9
Scores First	2-2	3-8
Leads after 1st quarter	3-1	5-5
Trails after 1st quarter	0-6	3-26
Tied after 1st quarter	0-0	0-0
Leads at half	2-0	5-3
Trails at half	1-7	3-27
Tied at half	0-0	0-1
Leading with 5:00 left	2-0	6-0
Trailing with 5:00 left	1-7	2-31
Tied with 5:00 left	0-0	0-0
Shoots ≥ 50%	2-0	2-0
Shoots < 50%	1-7	6-31
Opponent shoots ≥ 50%	0-1	1-13
Opponent shoots < 50%	3-6	7-18
Shoots better than opp.	2-1	5-2
Shoots worse than opp.	1-6	3-29
Makes 5+ 3-Pt. shots	3-3	6-9
Makes 9+ 3-Pt. shots	2-2	2-2
More 3-Pt. made than opp.	2-3	5-8
Has equal 3-Pt. made	0-1	0-2
Fewer 3-Pt. made than opp.	1-3	3-21
Shoots 3-Pt. better than opp.	3-3	6-6
Shoots 3-Pt. worse than opp.	0-4	2-25
Shoots 3-Pt. 35% or better	3-1	7-8
Shoots 3-Pt. less than 35%	0-6	1-23
Opp. Shoots 3-Pt. 35% or better	1-4	2-26
Opp. Shoots 3-Pt. less than 35%	2-3	6-5
More FTs made than opp.	2-2	7-10
Has equal FTs made	0-0	0-1
Fewer FTs made than opp.	1-5	1-20
Out-rebounds opp.	1-4	5-11
Has equal rebounds	1-0	1-1
Is out-rebounded	1-3	2-19
More turnovers than opp.	2-5	4-19
Has equal turnovers as opp.	0-1	0-2
Fewer turnovers than opp.	1-1	4-10
More assists than opp.	0-2	1-4
Has equal assists	0-0	2-1
Fewer assists than opp.	3-5	5-26
More blocks than opp.	3-2	3-4
Has equal blocks	0-0	1-1
Fewer blocks than opp.	0-5	4-26
More steals than opp.	1-1	5-9
Has equal steals	0-1	0-2
Fewer steals than opp.	2-5	3-20
More fouls than opp.	1-3	2-21
Has equal fouls	0-0	0-0
Fewer fouls than opp.	2-4	6-10

Plays a team with ≥.500 record	1-6	3-24
Plays a team with <.500 record	2-1	5-7
Plays in the state of Indiana	3-3	6-16
Plays outside Indiana	0-4	2-15
Plays in Eastern Time Zone	3-5	7-21
Plays in Central Time Zone	0-2	1-9
Plays in Mountain Time Zone	0-0	0-1
Plays in Pacific Time Zone	0-0	0-0
Plays during the day	2-3	5-16
Plays at night (5pm or later)	1-4	3-15
Plays in November	2-5	4-11
Plays in December	1-2	3-8
Plays in January	0-0	1-6
Plays in February	0-0	1-6
Plays in March	0-0	0-0
Plays on Sunday	1-1	1-1
Plays on Monday	0-1	0-3
Plays on Tuesday	0-1	0-3
Plays on Wednesday	0-2	2-8
Plays on Thursday	0-0	0-3
Plays on Friday	1-1	1-3
Plays on Saturday	1-1	4-10
Attendance is ≤ 999	3-5	8-23
Attendance is ≥ 1,000	0-2	0-8
Margin is 1 point	1-0	1-0
Margin is between 2-5	0-0	2-0
Margin is between 6-10	1-1	3-4
Margin is between 11-20	1-5	2-14
Margin is more than 20	0-1	0-12
Scores ≤ 49 pts.	0-2	0-7
Scores 50-59 pts.	0-5	0-20
Scores 60-69 pts.	0-0	3-2
Scores 70-79 pts.	2-0	4-2
Scores 80-89 pts.	0-0	0-0
Scores 90-99 pts.	1-0	1-0
Scores 100+ pts.	0-0	0-0
Opponent Scores ≤ 49 pts.	0-0	0-0
Opponent scores 50-59 pts.	0-0	3-1
Opponent scores 60-69 pts.	0-5	2-13
Opponent scores 70-79 pts.	3-2	3-11
Opponent scores 80-89 pts.	0-0	0-6
Opponent scores 90-99 pts.	0-0	0-0
Opponent scores 100+ pts.	0-0	0-0
Force 20 or more turnovers	0-1	1-4
Commit 15 or more turnovers	0-5	2-18
Make 10 or more steals	0-0	2-3
Starters outscore opp. starters	2-0	6-2
≤ 2 players score 10+ pts.	0-6	2-21
3 players score 10+ pts.	1-1	1-9
4+ players score 10+ pts.	2-0	5-1
1+ player with 20+ points	1-0	1-4
1+ player with 10+ rebounds	0-2	0-6
1+ player with double-double	0-0	0-3
1+ player with 5+ 3-Pt. made	0-2	0-2
1+ FW player fouls out	0-1	3-12
More bench points	3-2	5-11
Has equal bench points	0-1	0-1
Fewer bench points	0-4	3-19
More points in the paint	1-0	4-3
Has equal points in the paint	0-0	0-1
Fewer points in the paint	2-7	4-27
More points off turnovers	2-0	4-4
Has equal points off turnovers	0-1	1-2
Fewer points off turnovers	1-6	3-24
More 2nd chance points	1-1	5-12
Has equal 2nd chance points	0-0	0-1
Fewer 2nd chance points	2-6	3-18
More fast break points	0-0	2-5
Has equal fast break points	0-2	0-6
Fewer fast break points	3-5	6-20
Longest Winning Streak	1	1
Longest Losing Streak	3	7
Current Streak	L1	

## SHOOTING THE LIGHTS OUT...

Fort Wayne women's basketball team shot the lights out in its win over Eastern Illinois, as the Mastodons hit 70.8 percent from the floor in a 93-77 win over the Panthers.

The 'Dons hit 34-of-48 of their attempts on the night, finishing with the second-highest shooting percentage in program history, and the highest in the Division I era. As a team, the Mastodons missed only five attempts inside the three-point arc, finishing 9-of-18 (50%) beyond the arc and 16-of-22 (72.7%) at the free throw line. The historical night was topped only by a 72 percent (36-of-50) night at IUPUI on January 23, 1992. The 70.8 percent by Fort Wayne was the third highest amongst all Division I programs this season, and the highest by a Division I program against a Division I opponent.

#	Shooting %	Opponent	Date	Shots
1	.720	IUPUI	1/23/1992	36-of-50
2	.708	Eastern Illinois	12/8/2017	34-of-48
2	.676	Southern Indiana	2/7/1991	48-of-71
3	.673	St. Joseph's	2/1/1990	35-of-52
5	.648	Northwood	12/2/1994	35-of-54
	.648	Hillsdale	12/1/1992	35-of-54

## FOUNTAIN OF YOUTH...

Fort Wayne enters the 2017-18 season with only four players returning from last season that played, and nine players that have never played for the Mastodons. The roster features eight new players, plus a redshirt freshman. Of those nine new players, six are freshmen, two are sophomore transfers and one is a junior transfer that will sit out this season.

Among all Division I programs that provided information, the Mastodons have the seventh highest percentage of newcomers on its roster. The team is also 12th in freshman percentage and 16th in underclassmen percentage. Among those surveyed, Fort Wayne was one of only four teams to rank in the top-16 of all three categories. Those four teams are listed below.

Team	Total Size	Fr. & So.	Fr.	Newcomers
Alabama A&M	14	13 (.929)	9 (.643)	10 (.714)
Northern Ky.	13	11 (.846)	7 (.538)	8 (.615)
Fort Wayne	13	9 (.692)	6 (.462)	9 (.692)
Florida Int'l	11	8 (.727)	5 (.455)	7 (.636)

## MAKING THE ROUNDS...

Of the current 32 Division I basketball conferences, Fort Wayne has taken on at least one school, currently or when they played, in all but four of those leagues. The four remaining conferences the Mastodons have yet to play are: Colonial Athletic Association, Ivy League, Southwestern Athletic Conference, and West Coast Conference. Three other leagues (Big Sky Conference, Pacific 12 Conference, and Southland Conference) Fort Wayne played a current member while they were a part of another conference.

## SEASON OPENERS...

After it's loss to Illinois to open the season, the Fort Wayne women's basketball team now has an all-time record of 16-26 in its season openers. The 'Dons last victory in a season opener came during the 2015-16 season when they defeated Trine.

The last time Fort Wayne went on the road to open the season, came against the same Illini squad during the 2014-15 season. The 'Dons nearly pulled off the upset, as the game was tied with 2:14 to go. In the game, current senior KeShyra McCarver had a double-double in her first game as Mastodon freshman with 22 points and 14 rebounds.

## SUMMIT LEAGUE PRESEASON POLL...

Fort Wayne was picked to finish ninth in the Summit League preseason poll of the league's head coaches. The Mastodons received 60 points as coaches were not allowed to vote for their own teams.

South Dakota State was tabbed as the preseason favorite to win the 2017-18 Summit League Championship, receiving 16 first-place votes to finish atop the poll with 380 points.

### 2016-17 Summit League Preseason Poll

Place	Team	Points (1st)
1.	South Dakota State	380 (16)
2.	Western Illinois	372 (12)
3.	South Dakota	307
4.	Oral Roberts	238
5.	Omaha	185
6.	North Dakota State	150
7.	Denver	143
8.	Fort Wayne	60

### Preseason Player of the Year:

Emily Clemens, Western Illinois

### First Team

Name	School	Pos.	Year
Allison Arens	South Dakota	G	Jr.
Morgan Blumer	Western Illinois	G	Sr.
Emily Clemens	Western Illinois	G	Sr.
Madison Guebert	South Dakota State	G	Jr.
Macy Miller	South Dakota State	G	R-Jr.
Ellie Thompson	South Dakota State	F	Sr.

### Second Team

Name	School	Pos.	Year
Ciara Duffy	South Dakota	G	So.
Taylor Higginbotham	Western Illinois	G	Jr.
Faith Ihim	Oral Roberts	F	Sr.
Maria Martianez	Oral Roberts	F	Jr.
Taylor Thunstedt	North Dakota State	G	Sr.

## FUTURE 'DONS...

The Mastodons signed three players during the early signing period. The 'Dons signed high school seniors Amaya Johns (Plainfield, Ill./Oswego East) and Ellie Dykstra (Byron Center, Mich./Byron Center), and transfer Laykn Gulley (Fort Wayne, Ind./Southeast Missouri State/Southside H.S.). Johns and Dykstra will begin play for the Mastodons in the fall of 2018, while Gulley will be available in the spring of 2019.

Dykstra, a 6-1 guard, is a two-sport standout in both volleyball and basketball. She is a three-time Class A All-Ottawa-Kent Conference basketball selection as well as a three-time All-Area honoree. She has been named a Basketball Coaches Association of Michigan Class A Honorable Mention the last two seasons. Dykstra helped lead the Bulldogs to a conference and district title in 2015-16 and another conference title in 2016-17.

Johns, a 5-9 guard, was a 2016-17 All-Southwest Prairie Conference selection. She was also named to the Record/Ledger Second Team All-Area as a junior. Last season, Johns averaged 10.0 points a game to go along with 4.0 rebounds and 1.7 assists, while setting a school record for free throws made in a season with 71. She helped lead her team to back-to-back conference titles, including a 24-5 record last season and a No. 4 ranking in the state by the Associated Press.

Gulley, a 5-8 guard, most recently played at SEMO where she ranked third in the Ohio Valley Conference in 3-point field goal percentage. She spent the 2015-16 season at Owens Community College, where she was a first team All-Ohio Community College Athletic Conference selection. While at Owens, Gulley set single-season records with 103 steals and 104 three-pointers made. Her 445 points that season rank 20th all-time in Owens history. Her prolific shooting helped lead Owens to the National Junior College Athletic Association Division II National Tournament, where they finished fifth. As a local product from Southside High School, she led her team to a 24-4 record with a trip to the state title game.

## WOMEN'S MID-MAJOR POLL...

(Dec. 12)

Rank	School	Rec.	Pts.
1	Green Bay (30)	8-1	774
2	<b>South Dakota State (1)</b>	<b>8-2</b>	<b>737</b>
3	FGCU	8-1	704
4	<b>Belmont</b>	<b>8-2</b>	<b>679</b>
5	UC Davis	9-0	606
6	Elon	7-2	591
7	Buffalo	6-1	573
8	Central Michigan	7-1	551
9	Northern Colorado	6-2	530
10	Princeton	6-2	471
11	Mercer	8-2	394
12	Ball State	8-0	386
13	New Hampshire	7-2	358
14	Chattanooga	6-4	329
15	Wright State	7-2	290
16	Saint Mary's	5-3	282
17	Quinnipiac	4-4	253
18	Navy	8-1	195
19	<b>Western Illinois</b>	<b>9-2</b>	<b>194</b>
20	Gonzaga	4-5	166
21	<b>South Dakota</b>	<b>8-1</b>	<b>123</b>
22	UT Arlington	9-1	112
23	IUPUI	7-2	111
24	Toledo	7-2	96
25	<b>Milwaukee</b>	<b>7-2</b>	<b>93</b>

**OTHERS RECEIVING VOTES:** Drake 92, Penn 79, Brown 62, William & Mary 58, Albany 44, Idaho State 22, Loyola Marymount 17, Weber State 16, Drexel 15, South Alabama 11, Ohio 10, BYU 8, James Madison 8, Little Rock 8, Northern Illinois 8, Texas State 7, Yale 4, Bucknell 3, Troy 3, Harvard 2, Bowling Green 1, Dartmouth 1.

## ACTIVE CAREER LEADERS...

Points	De'Jour Young, 660
Rebounds	De'Jour Young, 315
Field Goals Made	De'Jour Young, 243
3-Pointers Made	KeShyra McCarver, 56
Free Throws Made	De'Jour Young, 150
Assists	De'Jour Young, 112
Steals	De'Jour Young, 73
Blocked Shots	De'Jour Young, 19
Games Played	KeShyra McCarver, 95
Games Started	De'Jour Young, 59
Minutes Played	De'Jour Young, 1,900

## Gates Center Attendance Records

1.	1/19/2002	Toledo	1,827
2.	12/10/2006	Indiana	1,801
3.	11/19/2004	Bowling Green	1,438
4.	<b>11/21/2017</b>	<b>UIC</b>	<b>1,289</b>
5.	12/29/2013	Ball State	1,278
6.	1/24/2015	Denver	1,215
7.	1/13/1996	Southern Indiana	1,150
8.	12/6/2014	Northern Kentucky	1,147
9.	12/6/2012	Purdue	1,124
10.	11/12/2013	Indiana	1,085

## FORT WAYNE WINS VS. LOSSES...

Category	Wins	Losses
Points per game	81.7	50.6
Opp. points per game	73.0	67.0
FG pct.	.568	.345
Opp. field goal pct.	.461	.442
3 pt. FG pct.	.462	.282
Opp. 3 pt. FG pct.	.317	.339
Free throw pct.	.763	.700
Opp. Free throw pct.	.714	.736
Rebounds per game	29.0	33.4
Opp. Rebounds per game	28.3	33.9
Rebound margin	+0.7	-0.5
Assists per game	12.3	9.1
Opp. Assists per game	13.7	12.4
Turnovers per game	13.0	17.4
Opp. Turnovers per game	11.7	13.4
Turnover margin	-1.3	-4.0
Steals per game	6.0	5.6
Opp. Steals per game	4.3	7.9
Blocks per game	4.0	2.6
Opp. Blocks per game	1.7	3.1
Fouls per game	17.3	15.6
Opp. Fouls per game	19.7	15.0



## FORT WAYNE INDIVIDUAL GAME HIGHS

Points	23	De'Jour Young vs Eastern Illinois (12/08/17)
Field Goals Made	9	De'Jour Young vs Eastern Illinois (12/08/17)
Field Goal Att.	14	Diamond Williams vs Milwaukee (12/10/17)
	14	Anna Lappenkuper at Coastal Carolina (12/04/17)
	14	Kierstyn Repp at Coastal Carolina (12/04/17)
	14	De'Jour Young vs Quincy (11/25/17)
	14	De'Jour Young at Belmont (11/15/17)
	14	Jaelencia Williams vs Loyola-Chicago (11/12/17)
FG Pct (min 6 made)	.857 (6-7)	Hannah Albrecht vs Eastern Illinois (12/08/17)
3-Point FG Made	6	Kierstyn Repp at Coastal Carolina (12/04/17)
3-Point FG Att.	13	Kierstyn Repp at Coastal Carolina (12/04/17)
3-Pt FG Pct (min 3 made)	.750 (3-4)	Anna Lappenkuper vs Quincy (11/25/17)
	.750 (3-4)	Hannah Albrecht vs Loyola-Chicago (11/12/17)
Free Throws Made	8	Anna Lappenkuper vs Loyola-Chicago (11/12/17)
Free Throw Att.	10	De'Jour Young vs Milwaukee (12/10/17)
FT Pct (min 8 made)	.889 (8-9)	Anna Lappenkuper vs Loyola-Chicago (11/12/17)
Rebounds	10	Diamond Williams at Coastal Carolina (12/04/17)
	10	Diamond Williams vs UIC (11/21/17)
	10	Jaelencia Williams at Illinois (11/10/17)
Assists	7	Anna Lappenkuper vs Eastern Illinois (12/08/17)
Steals	3	De'Jour Young vs Milwaukee (12/10/17)
	3	Hannah Albrecht vs UIC (11/21/17)
Blocked Shots	3	Jaelencia Williams vs Loyola-Chicago (11/12/17)

## FORT WAYNE TEAM GAME HIGHS

POINTS	93	EASTERN ILLINOIS (12/08/17)
FIELD GOALS MADE	34	EASTERN ILLINOIS (12/08/17)
FIELD GOAL ATTEMPTS	63	at Coastal Carolina (12/04/17)
FIELD GOAL PERCENTAGE	.708 (34-48)	EASTERN ILLINOIS (12/08/17)
3 PT FIELD GOALS MADE	9	EASTERN ILLINOIS (12/08/17)
	9	at Coastal Carolina (12/04/17)
	9	LOYOLA-CHICAGO (11/12/17)
	9	at Illinois (11/10/17)
3 PT FG ATTEMPTS	27	at Coastal Carolina (12/04/17)
3 PT FG PERCENTAGE	.500 (9-18)	EASTERN ILLINOIS (12/08/17)
	.500 (9-18)	LOYOLA-CHICAGO (11/12/17)
FREE THROWS MADE	22	LOYOLA-CHICAGO (11/12/17)
FREE THROW ATTEMPTS	28	LOYOLA-CHICAGO (11/12/17)
FREE THROW PERCENTAGE	.842 (16-19)	FINDLAY (11/18/17)
REBOUNDS	41	at Coastal Carolina (12/04/17)
ASSISTS	16	EASTERN ILLINOIS (12/08/17)
STEALS	9	LOYOLA-CHICAGO (11/12/17)
BLOCKED SHOTS	6	LOYOLA-CHICAGO (11/12/17)
TURNOVERS	21	at Illinois (11/10/17)
FOULS	27	UIC (11/21/17)

## FORT WAYNE TEAM GAME LOWS

POINTS	42	at Belmont (11/15/17)
FIELD GOALS MADE	16	at Belmont (11/15/17)
FIELD GOAL ATTEMPTS	47	UIC (11/21/17)
FIELD GOAL PERCENTAGE	.276 (16-58)	at Belmont (11/15/17)
3 PT FIELD GOALS MADE	2	at Belmont (11/15/17)
	2	MILWAUKEE (12/10/17)
3 PT FG ATTEMPTS	7	MILWAUKEE (12/10/17)
3 PT FG PERCENTAGE	.150 (3-20)	FINDLAY (11/18/17)
FREE THROWS MADE	5	at Illinois (11/10/17)
	5	at Xavier (11/29/17)
	5	at Coastal Carolina (12/04/17)
FREE THROW ATTEMPTS	6	at Illinois (11/10/17)
	6	at Xavier (11/29/17)
FREE THROW PERCENTAGE	.600 (12-20)	UIC (11/21/17)
	.600 (12-20)	MILWAUKEE (12/10/17)
REBOUNDS	24	QUINCY (11/25/17)
ASSISTS	4	at Belmont (11/15/17)
STEALS	4	UIC (11/21/17)
	4	QUINCY (11/25/17)
BLOCKED SHOTS	0	UIC (11/21/17)
TURNOVERS	12	at Belmont (11/15/17)
	12	QUINCY (11/25/17)
FOULS	9	at Belmont (11/15/17)

## OPPONENT INDIVIDUAL GAME HIGHS

Points	32	Kailyn Strawbridge vs Loyola-Chicago (11/12/17)
Field Goals Made	12	Kailyn Strawbridge vs Loyola-Chicago (11/12/17)
Field Goal Att.	22	Kailyn Strawbridge vs Loyola-Chicago (11/12/17)
FG Pct (min 6 made)	.800 (8-10)	Steph Kostowicz vs Milwaukee (12/10/17)
	.800 (8-10)	Grace Mcrae vs Eastern Illinois (12/08/17)
3-Point FG Made	7	Jas Adams at Coastal Carolina (12/04/17)
3-Point FG Att.	10	Jas Adams at Coastal Carolina (12/04/17)
	10	Brittany Byrd vs UIC (11/21/17)
3-Pt FG Pct (min 3 made)	.750 (3-4)	Jennifer Nehls vs Eastern Illinois (12/08/17)
Free Throws Made	12	Taylor Toney vs UIC (11/21/17)
Free Throw Att.	14	Brittany Byrd vs UIC (11/21/17)
FT Pct (min 8 made)	1.000 (12-12)	Taylor Toney vs UIC (11/21/17)
	1.000 (10-10)	Anika Webster vs Quincy (11/25/17)
Rebounds	12	Sally McCabe at Belmont (11/15/17)
Assists	8	Grace Lennox vs Eastern Illinois (12/08/17)
Steals	4	Naheria Hamilton at Coastal Carolina (12/04/17)
Blocked Shots	4	Sally McCabe at Belmont (11/15/17)

## OPPONENT TEAM GAME HIGHS

POINTS	77	EASTERN ILLINOIS (12/08/17)
FIELD GOALS MADE	30	EASTERN ILLINOIS (12/08/17)
FIELD GOAL ATTEMPTS	63	at Belmont (11/15/17)
	63	at Illinois (11/10/17)
FIELD GOAL PERCENTAGE	.529 (27-51)	FINDLAY (11/18/17)
3 PT FIELD GOALS MADE	9	at Belmont (11/15/17)
3 PT FG ATTEMPTS	24	EASTERN ILLINOIS (12/08/17)
3 PT FG PERCENTAGE	.538 (7-13)	at Coastal Carolina (12/04/17)
FREE THROWS MADE	22	UIC (11/21/17)
FREE THROW ATTEMPTS	30	UIC (11/21/17)
FREE THROW PERCENTAGE	1.000 (7-7)	at Belmont (11/15/17)
REBOUNDS	44	at Belmont (11/15/17)
ASSISTS	22	at Belmont (11/15/17)
STEALS	13	at Illinois (11/10/17)
BLOCKED SHOTS	7	at Belmont (11/15/17)
TURNOVERS	22	MILWAUKEE (12/10/17)
FOULS	23	EASTERN ILLINOIS (12/08/17)

## OPPONENT TEAM GAME LOWS

POINTS	60	MILWAUKEE (12/10/17)
FIELD GOALS MADE	21	UIC (11/21/17)
FIELD GOAL ATTEMPTS	47	MILWAUKEE (12/10/17)
FIELD GOAL PERCENTAGE	.350 (21-60)	UIC (11/21/17)
3 PT FIELD GOALS MADE	3	UIC (11/21/17)
	3	MILWAUKEE (12/10/17)
3 PT FG ATTEMPTS	7	MILWAUKEE (12/10/17)
3 PT FG PERCENTAGE	.167 (3-18)	UIC (11/21/17)
FREE THROWS MADE	6	at Xavier (11/29/17)
FREE THROW ATTEMPTS	7	at Belmont (11/15/17)
FREE THROW PERCENTAGE	.533 (8-15)	LOYOLA-CHICAGO (11/12/17)
REBOUNDS	22	EASTERN ILLINOIS (12/08/17)
ASSISTS	8	at Illinois (11/10/17)
	8	MILWAUKEE (12/10/17)
STEALS	1	LOYOLA-CHICAGO (11/12/17)
BLOCKED SHOTS	0	FINDLAY (11/18/17)
TURNOVERS	8	UIC (11/21/17)
FOULS	11	at Xavier (11/29/17)
	11	at Coastal Carolina (12/04/17)

## FORT WAYNE TEAM RECORDS (MIN. 20 GAMES)

Record	
MOST WINS.....	23 (1995-96)
MOST LOSSES.....	24 (1998-99)
MOST GAMES PLAYED.....	31 (2010-11)
Points	
GAME HIGH.....	117, vs Tri-State (12/3/88)
SEASON HIGH.....	2,431 (1989-90)
GAME LOW.....	28, Indiana State (12/28/02)
SEASON LOW.....	1,110 (1978-79)
Field Goals Made	
GAME HIGH.....	48, at Southern Indiana (2/7/91)
SEASON HIGH.....	901 (1989-90)
GAME LOW.....	11, Wichita State (11/8/2013)
	11, Winthrop (12/23/05)
SEASON LOW.....	443 (1978-79)
Field Goal Attempts	
GAME HIGH.....	92, at Purdue (11/21/04)
SEASON HIGH.....	1,864 (2007-08)
GAME LOW.....	38, Wichita State (11/8/13)
SEASON LOW.....	1,263 (1978-79)
Field Goal Percentage	
GAME HIGH.....	.720 (36-of-50), at IUPUI (1/23/92)
SEASON HIGH.....	.492 (877-1782), (1991-92)
GAME LOW.....	.163 (15-of-92), Purdue (11/21/04)
LOW SEASON.....	.331 (595-1798), (2004-05)
3-Point Field Goals Made	
GAME HIGH.....	18, at Missouri-St. Louis (2/15/01)
SEASON HIGH.....	271 (2013-14)
GAME LOW.....	0, Several times
SEASON LOW.....	13 (1992-93)

3-Point Field Goal Attempts	
GAME HIGH.....	48, vs Bowling Green (11/19/04)
	48, vs Grace (12/11/99)
SEASON HIGH.....	743 (2013-14)
GAME LOW.....	0, Several times
SEASON LOW.....	59 (1992-93)
3-Point Field Goal Percentage (min. 10 att.)	
GAME HIGH.....	.800 (8-of-10), at Cleveland State (1/26/04)
SEASON HIGH.....	.430 (89-207), (1989-90)
GAME LOW.....	.000 (0-of-10), St. Joseph's (1/3/91)
LOW SEASON.....	.220 (44-200), (1997-98)
Free Throws Made	
GAME HIGH.....	42, vs NKU (12/21/95)
SEASON HIGH.....	604 (1995-96)
GAME LOW.....	1, Indianapolis (2/20/97)
	1, Indianapolis (3/6/1993)
SEASON LOW.....	214 (1979-80)
Free Throw Attempts	
GAME HIGH.....	52, vs NKU (12/21/95)
	52, at Wayne State (11/16/90)
SEASON HIGH.....	821 (1991-92)
GAME LOW.....	2, Ashland (2/20/88)
SEASON LOW.....	382 (1982-83)
Free Throw Percentage (min. 10 made/20 att.)	
GAME HIGH.....	1.000 (24-of-24), vs Indiana (11/12/13)
SEASON HIGH.....	.794 (409-515), (2012-13)
GAME LOW.....	.433 (13-of-30), Kentucky (11/21/03)
SEASON LOW.....	.483 (224-464), (1978-79)

Rebounds	
GAME HIGH.....	65, vs Shippensburg (11/19/95)
SEASON HIGH.....	1,244 (1991-92)
GAME LOW.....	18, IUPUI (3/2/13)
SEASON LOW.....	132 (1978-79)
Assists	
GAME HIGH.....	31, at Southern Indiana (2/7/91)
SEASON HIGH.....	551 (1994-95)
GAME LOW.....	1, Wichita State (11/8/13)
	1, Hampton (11/29/86)
SEASON LOW.....	125 (1980-81)
Blocks	
GAME HIGH.....	11, vs Indiana Tech (11/23/10)
	11, vs Kalamazoo (12/2/05)
SEASON HIGH.....	119 (2009-10)
GAME LOW.....	0, Several times
SEASON LOW.....	18 (1986-87)
Steals	
GAME HIGH.....	25, vs Kalamazoo (12/2/05)
SEASON HIGH.....	315 (1990-91)
GAME LOW.....	0, St. Bonaventure (12/2/08)
	0, UMBC (12/20/05)
SEASON LOW.....	188 (2008-09)
Turnovers	
GAME HIGH.....	40, Hampton (12/4/87)
SEASON HIGH.....	655 (1989-99)
GAME LOW.....	5, North Dakota State (1/5/09)
SEASON LOW.....	184 (1980-81)

## FORT WAYNE INDIVIDUAL QUARTER HIGHS

Points	12	Kierstyn Repp, 1st, at Coastal Carolina (12/4/17)
FG Made	4 (2x)	MR - Kierstyn Repp, 1st, at Coastal Carolina (12/4/17)
FG Att.	6 (3x)	MR - De'Jour Young, 4th, vs Milwaukee (12/10/17)
3-Pt FG Made	4	Kierstyn Repp, 1st, at Coastal Carolina (12/4/17)
3-P FG Att.	6	Kierstyn Repp, 1st, at Coastal Carolina (12/4/17)
FT Made	7	KeShyra McCarver, 4th, vs Loyola-Chicago (11/12/17)
FT Att.	8	KeShyra McCarver, 4th, vs Loyola-Chicago (11/12/17)
Rebounds	5 (2x)	Diamond Williams, 1st, at Coastal Carolina (12/4/17)
Offensive Rebounds	4	Diamond Williams, 1st, vs UIC (11/21/17)
Defensive Rebounds	3 (6x)	MR - Diamond Williams, 1st, at Coastal Carolina (12/4/17)
Fouls	3 (4x)	MR - Diamond Williams, 3rd, vs Eastern Illinois (12/8/17)
Assists	3 (4x)	MR - Hannah Albrecht, 1st, at Coastal Carolina (12/4/17)
Blocked Shots	1	Many Times
Steals	2 (5x)	MR - De'Jour Young, 4th, vs Milwaukee (12/10/17)

## FORT WAYNE TEAM QUARTER HIGHS

Points	28	3rd, vs Eastern Illinois (12/8/17)
1st Quarter Points	22	vs Eastern Illinois (12/8/17)
2nd Quarter Points	21	vs Eastern Illinois (12/8/17)
3rd Quarter Points	28	vs Eastern Illinois (12/8/17)
4th Quarter Points	25	vs Quincy (11/25/17)
Fewest Points	6	1st, at Belmont (11/15/17)
FG Made	11	4th, vs Quincy (11/25/17)
FG Att.	19	2nd, vs Loyola-Chicago (11/12/17)
Highest FG Pct.	.818 (9-11)	3rd, vs Eastern Illinois (12/8/17)
Lowest FG Pct.	.133 (2-15)	1st, at Belmont (11/15/17)
3-Pt FG Made	5	1st, vs Loyola-Chicago (11/12/17)
3-Pt FG Att.	9	1st, at Coastal Carolina (12/4/17)
3-Pt FG Pct. (2 made)	.750 (3-4)	4th, vs Quincy (11/25/17)
FT Made	18	4th, vs Loyola-Chicago (11/12/17)
FT Att.	24	4th, vs Loyola-Chicago (11/12/17)
FT Pct (5 made)	.857 (6-7)	MR - 3rd, vs Eastern Illinois (12/8/17)
Rebounds	14	3rd, at Coastal Carolina (12/4/17)
Offensive Rebounds	7	1st, at Coastal Carolina (12/4/17)
Defensive Rebounds	8 (3x)	MR - 3rd, at Coastal Carolina (12/4/17)
Fouls	9	4th, vs UIC (11/21/17)
Assists	7	4th, vs Quincy (11/25/17)
Turnovers	8 (2x)	MR - 1st, vs UIC (11/21/17)
Blocked Shots	2 (8x)	MR - 4th, vs Milwaukee (12/10/17)
Steals	4 (4x)	MR - 4th, vs Milwaukee (12/10/17)

## OPPONENT INDIVIDUAL QUARTER HIGHS

Points	13	Anika Webster, 4th, vs Quincy (11/25/17)
FG Made	5	Anna Hintz, 2nd, vs Findlay (11/18/17)
FG Att.	9	Grace Lennox, 3rd, vs Eastern Illinois (12/8/17)
3-Pt FG Made	2 (7x)	MR - Anika Webster, 4th, vs Quincy (11/25/17)
3-P FG Att.	4 (2x)	MR - Brittany Byrd, 2nd, vs UIC (11/21/17)
FT Made	5	Brittany Byrd, 4th, vs UIC (11/21/17)
FT Att.	9	Brittany Byrd, 4th, vs UIC (11/21/17)
Rebounds	7	Alli Ball, 2nd, at Illinois (11/10/17)
Offensive Rebounds	4	Alli Ball, 2nd, at Illinois (11/10/17)
Defensive Rebounds	4 (3x)	MR - Slexa Low, 3rd, vs Quincy (11/25/17)
Fouls	5	Abby O'Connor, 3rd, vs Loyola-Chicago (11/12/17)
Assists	5	Darby Maggard, 3rd, at Belmont (11/15/17)
Blocked Shots	2 (4x)	MR - Steph Kostowicz, 1st, vs Milwaukee (12/10/17)
Steals	3	Jaelyne Kirkpatrick, 3rd, at Illinois (11/10/17)

## OPPONENT TEAM QUARTER HIGHS

Points	25	4th, vs Loyola-Chicago (11/12/17)
1st Quarter Points	21	vs Eastern Illinois (12/8/17)
2nd Quarter Points	20 (3x)	MR - vs Eastern Illinois (12/8/17)
3rd Quarter Points	23 (2x)	MR - vs Findlay (11/18/17)
4th Quarter Points	25	vs Loyola-Chicago (11/12/17)
Fewest Points	9	4th, vs Milwaukee (12/10/17)
FG Made	10	4th, vs Loyola-Chicago (11/12/17)
FG Att.	19 (3x)	MR - 1st, vs Eastern Illinois (12/8/17)
Highest FG Pct.	.667 (8-12)	1st, vs Milwaukee (12/10/17)
Lowest FG Pct.	.200 (2-10)	4th, vs Milwaukee (12/10/17)
3-Pt FG Made	3 (5x)	MR - 4th, vs Eastern Illinois (12/8/17)
3-Pt FG Att.	9	4th, vs Eastern Illinois (12/8/17)
3-Pt FG Pct. (2 made)	.667 (2-3) (2x)	MR - OT, at Coastal Carolina (12/4/17)
FT Made	9	4th, vs UIC (11/21/17)
FT Att.	13	4th, vs UIC (11/21/17)
FT Pct (5 made)	.857 (6-7)	3rd, vs Quincy (11/25/17)
Rebounds	15	3rd, at Belmont (11/15/17)
Offensive Rebounds	7	1st, vs UIC (11/21/17)
Defensive Rebounds	10 (2x)	MR - 3rd, at Belmont (11/15/17)
Fouls	15	4th, vs Loyola-Chicago (11/12/17)
Assists	8	3rd, at Belmont (11/15/17)
Turnovers	10	4th, vs Milwaukee (12/10/17)
Blocked Shots	4	1st, at Belmont (11/15/17)
Steals	7	3rd, at Illinois (11/10/17)

## FORT WAYNE INDIVIDUAL RECORDS

Points	GAME ..... 43, Lindy Jones at St. Joseph's (1/27/96)
SEASON ..... 43, Amanda Hyde at Southern Illinois (11/29/12)	
CAREER ..... 752, Lisa Miller (1991-92)	
Scoring Average	SEASON ..... 26.0, Lindy Jones (1995-96)
CAREER ..... 21.2, Lisa Miller (1988-92)	
Field Goals Made	GAME ..... 18, Lindy Jones at St. Joseph's (1/27/96)
SEASON ..... 243, Lisa Miller (1991-92)	
CAREER ..... 808, Lisa Miller (1988-92)	
Field Goals Attempted	GAME ..... 30, Lindy Jones at St. Joseph's (1/27/96)
SEASON ..... 537, Johnna Lewis-Carlisle (2007-08)	
CAREER ..... 1658, Johnna Lewis-Carlisle (2004-08)	
Field Goal Percentage (min. 10 att.)	GAME ..... .909 (10-of-11), Stephanie Rosado at Centenary (12/31/10)
SEASON ..... .578 (170-294), Rhonda Unverferth (1984-85)	
CAREER ..... .561 (216-385), Amy Neuhauser (1988-90)	
3-Point Field Goals Made	GAME ..... 9, Jamie Holderman vs SIUE (2/1/01)
SEASON ..... 96, Anne Boese (2009-10)	
CAREER ..... 301, Anne Boese (2008-12)	
3-Point Field Goals Attempted	GAME ..... 17, Anne Boese at Oral Roberts (12/29/10)
SEASON ..... 17, Jordan Zuppe vs Toledo (11/29/08)	
CAREER ..... 17, Jamie Holderman at Missouri-St. Louis (2/15/01)	
SEASON ..... 96, Anne Boese, (2009-10)	
CAREER ..... 768, Anne Boese, (2008-12)	

3-Point Field Goal Percentage (min. 5 att.)	GAME ..... 1.000 (6-of-6), Hilary O'Connell vs UMBC (12/20/05)
SEASON ..... .461 (41-89), Trish Fleming (2000-01)	
CAREER ..... .413 (229-555), Haley Seibert (2011-15)	
Free Throws Made	GAME ..... 22, Ashley Johnson vs North Dakota State (2/26/06)
SEASON ..... 266, Lisa Miller, (1991-92)	
CAREER ..... 741, Lisa Miller, (1988-92)	
Free Throw Attempts	GAME ..... 24, Lisa Miller at Wayne State (11/16/90)
SEASON ..... 336, Lisa Miller, (1991-92)	
CAREER ..... 922, Lisa Miller, (1988-92)	
Free Throw Percentage (min. 9 att.)	GAME ..... 1.000 (14-of-14) Haley Seibert vs NKU (12/6/14)
SEASON ..... 1.000 (14-of-14) Amanda Hyde vs Indiana (11/12/13)	
CAREER ..... 1.000 (14-of-14) Amanda Hyde vs Purdue (12/6/12)	
SEASON ..... 1.000 (14-of-14) Lisa Miller vs St. Joseph's (1/2/92)	
CAREER ..... 1.000 (14-of-14) Lisa Miller vs Tri-State (12/3/88)	
SEASON ..... .914 (127-139), Haley Seibert (2014-15)	
CAREER ..... .868 (315-363), Haley Seibert (2011-15)	
Rebounds	GAME ..... 23, Vereba Bibbs vs UALR (11/28/03)
SEASON ..... 280, Pam Edwards, (1991-92)	
CAREER ..... 937, Lisa Miller, (1988-92)	
Rebound Average	SEASON ..... 10.9, Ann McCleneghen (1979-80)
CAREER ..... 8.4, Lisa Miller (1988-92)	
Assists	GAME ..... 15, Wendy Recker vs Southern Indiana (1/28/95)
SEASON ..... 197, Wendy Recker, (1994-95)	
CAREER ..... 419, Wendy Recker, (1993-96)	

Assists Average	SEASON ..... 7.3, Wendy Recker (1994-95)
CAREER ..... 5.1, Wendy Recker (1993-96)	
Blocks	GAME ..... 8, Stephanie Rosado Indiana Tech (11/23/10)
SEASON ..... 47, Stephanie Rosado, (2010-11)	
CAREER ..... 130, Jennie Newhard, (1992-96)	
Blocks Average	SEASON ..... 1.6, Jennie Newhard (1993-94)
CAREER ..... 1.6, Shalauna McMillan (1996-97)	
SEASON ..... 1.3, Jennie Newhard (1992-96)	
Steals	GAME ..... 10, Kayla Drake at South Dakota State (1/22/11)
SEASON ..... 80, Sue Hendricks, (1980-81)	
CAREER ..... 249, Lindy Jones, (1992-96)	
Steals Average	SEASON ..... 3.5, Sue Hendricks (1980-81)
CAREER ..... 2.8, Laure Renninger (1982-84)	
Games Played	SEASON ..... 31, Amanda Hyde (2010-11)
CAREER ..... 31, Stephanie Rosado (2010-11)	
SEASON ..... 31, Erin Murphy (2010-11)	
CAREER ..... 31, Anne Boese (2010-11)	
SEASON ..... 31, Jordan Zuppe (2010-11)	
CAREER ..... 121, Jordan Zuppe (2007-11)	
Games Started	SEASON ..... 31, Anne Boese (2010-11)
CAREER ..... 31, Stephanie Rosado (2010-11)	
SEASON ..... 31, Jordan Zuppe (2010-11)	
CAREER ..... 118, Jordan Zuppe (2007-11)	



# THE LAST TIME FORT WAYNE...

## IN THE RANKINGS

Was Ranked ..... No. 18, 3/7/1996  
Played a Ranked (AP) Team ..... at No. 23 West Virginia, 12/13/2014 (L, 82-48)  
Defeated a Ranked (AP) Team ..... at No. 21 Michigan State, 12/1/2013 (W, 81-76)

## CONSECUTIVE GAME STREAKS

Won 5+ Consecutive Games ..... Dec. 31, 2010 - Jan. 24, 2011 (6 straight)  
Won 10+ Consecutive Games ..... Nov. 18, 1995 - Jan. 13, 1996 (14 straight)  
**Lost 5+ Consecutive Games** ..... **Feb. 15, 2017 - Nov. 10, 2017 (5 straight)**  
Lost 10+ Consecutive Games ..... Dec. 20, 2015 - Jan. 28, 2016 (11 straight)

## SCORING

**Scored 20-24 points** ..... **De' Jour Young (23), vs. Eastern Illinois, 12/8/2017**  
Scored 25-29 points ..... Josie Fisher (28), at Western Illinois, 2/4/2016  
Scored 30-39 points ..... Kamilah Carter (30), vs. North Dakota State, 2/27/2016  
Scored ≥ 40 points ..... Amanda Hyde (41), at SIUE, 11/26/2013  
Freshman Scored 25+ points ..... Josie Fisher (28), at Western Illinois, 2/4/2016  
Came off the bench to score 20 ..... Peyton Fallis (22), at Butler, 11/16/2016  
Consecutive 25 point games ..... Amanda Hyde, (28), vs. Denver, 3/9/2014; (25), at UIC, 3/19/2014  
**Hit game-winning shot under :30** ..... **Anna Lappenküper (FG:0:00.0) vs. Quincy, 11/25/2017**  
Four-point play ..... Courtney Ogle, 2:18, 2nd quarter, at IUPUI, 2/21/2016  
Two players scored 20 points ..... at Western Illinois, 2/4/2016  
Three players scored 20 points ..... Josie Fisher (28) and Kamilah Carter (22) vs. Omaha, 3/1/2014  
Haley Seibert (23), Ariana Simmons (22), Amanda Hyde (20)  
None in double figures ..... at Western Michigan, 12/6/2016  
One in double figures ..... Anna Lappenküper (15), vs. South Dakota, 2/9/2017  
**Two in double figures** ..... **vs. Milwaukee, 12/10/2017**  
..... **De' Jour Young (17) and Diamond Williams (11)**  
**Three in double figures** ..... **at Coastal Carolina, 12/4/2017**  
..... **Kierstyn Repp (18), Hannah Hess (11) and Anna Lappenküper (10)**  
Four in double figures ..... vs. North Dakota State, 2/11/2017  
..... De' Jour Young (16), Zaria Atkins (16), Rachel Rinehart (15), and Peyton Fallis (11)  
**Five in double figures** ..... **vs. Eastern Illinois, 12/8/2017; De' Jour Young (23),**  
**..... Hannah Albrecht (18), Anna Lappenküper (14), Kierstyn Repp (11) and KeShyra McCarver (10)**  
**Six in double figures** ..... **vs. Loyola-Chicago, 11/12/2017; Hannah Albrecht (16), De' Jour Young (12),**  
**..... KeShyra McCarver (12), Kierstyn Repp (12), Anna Lappenküper (12) and Jaelencia Williams (11)**  
**Scored ≥ 25 points/quarter** ..... **28, 3rd quarter, vs. Eastern Illinois, 12/8/2017**  
**Scored ≥ 50 points/half** ..... **50, 2nd half, vs. Eastern Illinois, 12/8/2017**  
Scored ≥ 100 points ..... 101, vs. Indiana Tech, 12/11/2013  
Scored ≥ 100 points/road game ..... 112, at Indiana-South Bend, 1/9/2002  
Scored ≥ 100 points/neutral site ..... 106, vs. Western Illinois, 3/10/2013 (@ Souix Falls, S.D.)  
**Scored < 10 points/quarter** ..... **7, 1st quarter, vs. UIC, 11/21/2017**  
Scored ≤ 20 points/half ..... 19, 2nd half, at Western Illinois, 2/22/2017  
**Scored ≤ 30 points/half** ..... **27, 2nd half, vs. Milwaukee, 12/10/2017**  
**Scored < 50 points/game** ..... **48, vs. Milwaukee, 12/10/2017**  
Overcame 10-point deficit to win ..... 10, vs. North Dakota State, 31-21 (4:48, 2nd), 2/11/2017  
Overcame 15-point deficit to win ..... 17, at IUPUI, 40-23 (19:17, 2nd), 12/23/2004

## FIELD GOAL SHOOTING

**Shot ≥ 60%/quarter** ..... **.636 (7-of-11), 4th quarter, vs. Eastern Illinois, 12/8/2017**  
**Shot ≥ 70%/quarter** ..... **.818 (9-of-11), 3rd quarter, vs. Eastern Illinois, 12/8/2017**  
**Shot ≥ 60%/half** ..... **.692 (18-of-26), 1st half, vs. Eastern Illinois, 12/8/2017**  
**Shot ≥ 70%/half** ..... **.727 (16-of-22), 2nd half, vs. Eastern Illinois, 12/8/2017**  
Shot ≥ 60%/game ..... .708 (34-of-48), vs. Eastern Illinois, 12/8/2017  
**Shot ≥ 70%/game** ..... **.708 (34-of-48), vs. Eastern Illinois, 12/8/2017**  
**Shot ≤ 20%/quarter** ..... **.133 (2-of-15), 1st quarter, at Belmont, 11/15/2017**  
Shot ≤ 20%/half ..... .185 (5-27), 1st half, at Western Michigan, 12/6/2016  
**Shot ≤ 30%/quarter** ..... **.250 (3-of-12), 2nd quarter, vs. Milwaukee, 12/10/2017**  
**Shot ≤ 30%/half** ..... **.290 (9-of-31), 1st half, at Coastal Carolina, 12/4/2017**  
**Shot ≤ 30%/game** ..... **.276 (16-of-58), at Belmont, 11/15/2017**  
Shot ≤ 30%/game and won ..... .288 (15-of-52), vs. Oral Roberts, 2/17/2016

## THREE-POINTERS

**Made 6** ..... **Kierstyn Repp (6), at Coastal Carolina, 12/4/2017**  
Made 7 ..... Haley Seibert (7), at Omaha, 1/30/2014  
Made 8 ..... Anne Boese (8), vs. Butler, 11/20/2011  
Made 9 ..... Jamie Holderman (9), vs. SIU-Edwardsville, 2/1/2001  
**Attempted ≥ 10** ..... **Kierstyn Repp (13), at Coastal Carolina, 12/4/2017**  
Attempted ≥ 15 ..... Anne Boese (17), at Oral Roberts, 12/29/2010  
Fort Wayne Made ≥ 15 ..... 16, at Chicago State, 12/4/2014  
Fort Wayne Did not make a three-pointer ..... at Western Michigan, 12/6/2016  
Fort Wayne Attempted ≥ 30 ..... 30, at South Dakota State, 2/13/2016  
Fort Wayne Attempted ≥ 44 ..... 48, vs. Bowling Green, 11/19/2004  
Fort Wayne Shot 60% (min. 10 att.) ..... .600 (6-of-10), vs. Defiance, 11/12/2016

## FREE THROWS

Made 10-of-10 or better ..... 10-10, Josie Fisher, vs. North Dakota State, 2/27/2016  
Fort Wayne Shot 90% (min. 10 att.) ..... .944 (17-of-18), at South Dakota, 1/18/2017  
Fort Wayne Shot ≤ 50% ..... .500 (4-of-8), vs. IUPUI, 1/28/2017  
Fort Wayne Made ≥ 40 ..... 40 (attempted 48) vs. Southern Indiana, 2/6/1992  
**Fort Wayne Made ≤ 5 FTs** ..... **5 (attempted 7), at Coastal Carolina, 12/4/2017**  
Fort Wayne Attempted ≥ 50 FTs ..... 52 (made 42), vs. Northern Kentucky, 12/21/1995  
Fort Wayne Attempted ≤ 5 FTs ..... 5 (made 4), vs. Western Illinois, 12/28/2016

## MINUTES PLAYED

**Played every minute** ..... **40, De' Jour Young, vs. Quincy, 11/25/2017**  
Two or more played every minute ..... vs. Western Illinois, 3/10/2013 (2ot) (@ Souix Falls, S.D.)  
..... 50, Haley Seibert and Amanda Hyde

## REBOUNDS

**Had ≥ 10 rebounds** ..... **Diamond Williams (10), at Coastal Carolina, 12/4/2017**  
Two Players Had ≥ 10 rebounds ..... vs. USC Upstate, 11/21/2015  
..... Courtney Ogle (10) and De' Jour Young (10)  
Three Players Had ≥ 10 rebounds ..... at Saint Joseph's (IN), 2/9/1999  
..... Angie Womack (12), Katie Bruening (12), and Laura Douglas (10)  
Had ≥ 15 rebounds ..... Keanna Gary (16), at Denver, 1/9/2016  
Had ≥ 20 rebounds ..... Vereia Bibbs (23), vs. UALR, 11/28/2003  
Had 10 rebounds in consecutive games ..... Keanna Gary  
..... (16), at Denver, 1/9/2016 and (11) vs. South Dakota State, 1/13/2016  
Had 10 rebounds in three consecutive games ..... Keanna Gary  
..... (16) vs. Western Illinois, 1/7/2016; (16), at Denver, 1/9/2016; and (11) vs. South Dakota State, 1/13/2016  
Had 10 rebounds in four consecutive games ..... Keanna Gary  
..... (10), vs. IUPUI, 1/1/2016; (16), vs. Western Illinois, 1/7/2016;  
..... (16), at Denver, 1/9/2016; and (11) vs. South Dakota State, 1/13/2016  
Had 10 rebounds in five consecutive games ..... Lisa Miller  
..... (13) at Kentucky Wesleyan, 2/18/1989; (10) vs. Northern Kentucky, 2/23/1989;  
..... (13) vs. Ashland, 2/25/1989; (16) vs. Wayne State, 2/28/1989; and (12) vs. Taylor, 11/17/1989  
Fort Wayne had ≥ 60 rebounds ..... vs. Shippensburg (65), 11/19/1995

## DOUBLE-DOUBLES

Last Player ..... De' Jour Young (12 pts/11 rbs), at IUPUI, 2/25/2017  
Freshman ..... KeShyra McCarver (22 pts/14 rbs), at Illinois, 11/14/2014  
Points & Rebounds ..... De' Jour Young (12 pts/11 rbs), at IUPUI, 2/25/2017  
Points & Assists ..... Maggie Bruening (12 pts/10 ast), vs. Morehead State, 1/5/2004  
Points & Steals ..... Kayla Drake (27 pts/10 stl), at South Dakota State, 1/22/2011  
Rebounds & Assists ..... Lindsay Wernitz (10 rbs/10 ast), at Quincy, 2/17/2001  
Double-double in consecutive games ..... Keanna Gary  
..... (10 pts/10 rbs), vs. IUPUI, 1/1/2016; (10 pts/16 rbs), vs. Western Illinois, 1/7/2016  
Double-double in three consecutive games ..... Stephanie Rosado  
..... (14 pts/10 rbs), vs. Akron, 11/15/2010; (22 pts/12 rbs), at Youngstown State, 11/20/2010;  
..... (31 pts/13 rbs), vs. Indiana Tech, 11/23/2010  
Double-double in four consecutive games ..... Sarah Turner  
..... (16 pts/11 rbs), vs. Ashland, 1/4/1988; (22 pts/13 rbs), vs. Lewis, 1/9/1988;  
..... (15 pts/10 rbs), vs. Huntington 1/16/1988; (17 pts/10 rbs), vs. Kentucky Wesleyan, 1/21/1988  
Two players had double-doubles ..... at North Dakota State, 1/9/2014  
..... Amanda Hyde (35 pts/10 rbs) and Stefanie Mauk (12 pts/10 rbs)  
Three players had double-doubles ..... vs. Taylor, 11/17/1989 (@ Huntington, Ind.)  
..... Lisa Miller (20 pts/12 rbs), Robin Scott (14 pts/10 rbs), and Pam Edwards (11 pts/11 rbs)  
30 points and 10 rebounds ..... Amanda Hyde (35 pts/10 rbs), at North Dakota State, 1/9/2014  
20 points and 15 rebounds ..... Stefanie Mauk (20 pts/15 rbs), vs. Rochester, 12/22/2012  
30 points and 15 rebounds ..... Pam Edwards (31 pts/18 rbs), vs. Ashland, 1/25/1992

## ASSISTS

Had ≥ 8 assists ..... Rachel Rinehart (8), vs. Western Illinois, 1/2/2015  
Had ≥ 9 assists ..... Amanda Hyde (9), at Detroit, 12/21/2013  
Had ≥ 10 assists ..... Jordan Zuppe (11), vs. Oral Roberts, 1/29/2011  
Had ≥ 15 assists ..... Wendy Recker (15), vs. Southern Indiana, 1/28/1995  
Had 10 assists in consecutive games ..... Maggie Bruening  
..... (10), vs. Morehead State, 1/5/2004; (10), vs. Air Force, 1/7/2004  
Fort Wayne had 20-24 assists ..... 20, vs. Kent State, 11/19/2015  
Fort Wayne had 25-29 assists ..... 28, vs. Kalamazoo, 12/2/2005  
Fort Wayne had ≥ 30 assists ..... 31, vs. Southern Indiana, 2/7/1991  
**Fort Wayne had < 10 assists** ..... **9, vs. Findlay, 11/18/2017**  
**Fort Wayne had ≤ 5 assists** ..... **5, vs. Milwaukee, 12/10/2017**

## BLOCKED SHOTS

Blocked 5-6 shots ..... Ariana Simmons (5), vs. Ball State, 12/29/2013  
Blocked ≥ 7 shots ..... Stephanie Rosado (8), vs. Indiana Tech, 11/23/2010  
Fort Wayne blocked ≥ 10 shots ..... 11, vs. Indiana Tech, 11/23/2010

## STEALS

Had 5 steals ..... Rachel Rinehart vs. Western Illinois, 12/28/2016  
Had 6 steals ..... Rachel Rinehart vs. Oral Roberts, 1/21/2017  
Had 7 steals ..... Haley Seibert at North Dakota State, 1/17/2015  
Had ≥ 8 steals ..... Kayla Drake (10), at South Dakota State, 1/22/2011  
Two Players Had ≥ 5 steals ..... at Milwaukee, 12/28/2015  
..... Rachel Rinehart (6) and Josie Fisher (5)  
Had 5 steals in consecutive games ..... Kayla Drake  
..... (10), at South Dakota State, 1/22/2011; (6), at North Dakota State, 1/24/2011  
Fort Wayne had ≥ 20 steals ..... 21, at Milwaukee, 12/28/2015

## TURNOVERS

**Committed ≥ 20 turnovers** ..... **20, vs. Findlay, 11/18/2017**  
Committed ≥ 25 turnovers ..... 25, vs. Oakland, 11/19/2016  
Committed ≤ 5 turnovers ..... 5, at Western Illinois, 2/4/2016  
Committed < 10 turnovers ..... 9, at Denver, 2/4/2017

## OVERTIME

Played an OT game ..... **at Coastal Carolina (L, 64-58), 12/4/2017**  
Played multiple overtimes ..... at North Dakota State (W, 98-89, 2ot), 1/9/2014  
Won an OT game ..... at North Dakota State (W, 98-89, 2ot), 1/9/2014  
Won in multiple overtimes ..... at North Dakota State (W, 98-89, 2ot), 1/9/2014  
Won an OT game at home ..... vs. UMKC (W, 82-76), 12/3/2011  
Won an OT game at neutral site ..... vs. Western Illinois (W, 106-101, 2ot), 3/10/2013  
Won an OT game on the road ..... at North Dakota State (W, 98-89, 2ot), 1/9/2014  
Lost an OT game ..... **at Coastal Carolina (L, 64-58), 12/4/2017**  
Lost in multiple overtimes ..... at Hampton (L, 78-77, 2ot), 12/19/2010  
Lost an OT game at home ..... vs. Detroit (L, 81-74), 12/2/2014  
Lost an OT game on the road ..... **at Coastal Carolina (L, 64-58), 12/4/2017**



**JAELENCIA WILLIAMS**  
 Freshman | 6-2  
 Indianapolis, Ind.  
 Southport  
**CENTER**

SEASON HIGH	CATEGORY	CAREER HIGH
28, at Belmont, 11/15/2017	Minutes	28, at Belmont, 11/15/2017
13, vs. UIC, 11/21/2017	Points	13, vs. UIC, 11/21/2017
10, at Illinois, 11/10/2017	Rebounds	10, at Illinois, 11/10/2017
2, vs. Quincy, 11/25/2017	Assists	2, vs. Quincy, 11/25/2017
1, two times	Steals	1, two times
3, vs. Loyola-Chicago, 11/12/2017	Blocks	3, vs. Loyola-Chicago, 11/12/2017
6, vs. Findlay, 11/18/2017	FG Made	6, vs. Findlay, 11/18/2017
14, vs. Loyola-Chicago, 11/12/2017	FG Attempts	14, vs. Loyola-Chicago, 11/12/2017
—	3-PT Made	—
—	3-PT Attempts	—
4, at Belmont, 11/15/2017	FT Made	4, at Belmont, 11/15/2017
6, two times	FT Attempts	6, two times

## CAREER NOTES

- Majoring in Visual Communication Design

## PRIOR TO FORT WAYNE

- Led her team in scoring with 15.7 points, 9.3 rebounds and 1.9 blocks per game
- Was an All-Conference Indiana First-Team selection
- Named to the Indiana Basketball Coaches Association Large School All-State Team

## ABOUT INDIANAPOLIS, INDIANA

- Is the capital and largest city of the state of Indiana, founded in 1821
- Home of the NFL's Indianapolis Colts and NBA's Indiana Pacers
- The long list of notable people from greater Indianapolis include: Jane Pauley, Brendan Fraser, Steve McQueen, Gordon Hayward, Oscar Robertson, John Wooden and David Letterman

## ABOUT SOUTHPORT HIGH SCHOOL

- Notable alumni include former ABA and Naismith Memorial Basketball Hall of Famer Louie Dampier, former MLB player Chuck Klein, soap opera star Terry Lester, and current outfielder for the Philadelphia Phillies Cameron Perkins

## SEASON STATS

Opponent	Date	gs	min	Total fg-fga	pct	3-Pointers 3fg-fga	pct	Free throws ft-fta	pct	Rebounds off	def	tot	avg	pf	a	t/o	blk	stl	pts	avg
at Illinois	11/10/17	*	27	3-10	.300	0-0	.000	2-2	1.000	2	8	10	10.0	1	0	1	1	1	8	8.0
LOYOLA-CHICAGO	11/12/17	*	19	5-14	.357	0-0	.000	1-1	1.000	5	4	9	9.5	1	0	2	3	0	11	9.5
at Belmont	11/15/17	*	28	4-11	.364	0-0	.000	4-6	.667	4	2	6	8.3	1	0	2	2	2	12	10.3
FINDLAY	11/18/17	*	20	6-9	.667	0-0	.000	0-0	.000	3	2	5	7.5	4	0	2	1	1	12	10.8
UIC	11/21/17	*	24	5-9	.556	0-0	.000	3-6	.500	2	4	6	7.2	4	0	2	0	0	13	11.2
QUINCY	11/25/17	*	19	5-5	1.000	0-0	.000	0-0	.000	2	2	4	6.7	0	2	1	1	0	10	11.0
at Xavier	11/29/17	*	22	4-9	.444	0-0	.000	0-0	.000	2	7	9	7.0	1	0	1	2	0	8	10.6
at Coastal Carolina	12/04/17	*	18	1-5	.200	0-0	.000	2-2	1.000	2	3	5	6.8	3	0	2	0	0	4	9.8
EASTERN ILLINOIS	12/08/17		4	2-2	1.000	0-0	.000	0-0	.000	2	0	2	6.2	0	0	0	0	0	4	9.1
MILWAUKEE	12/10/17		19	2-7	.286	0-0	.000	2-4	.500	0	2	2	5.8	2	0	1	0	0	6	8.8
Totals		8	200	37-81	.457	0-0	.000	14-21	.667	24	34	58	5.8	17	2	14	10	4	88	8.8

Games played: 10  
 Minutes/game: 20.0  
 Points/game: 8.8  
 FG Pct: 45.7  
 FT Pct: 66.7

Rebounds/game: 5.8  
 Assists/game: 0.2  
 Turnovers/game: 1.4  
 Assist/turnover ratio: 0.1  
 Steals/game: 0.4  
 Blocks/game: 1.0

## CAREER STATS

Season	gp-gs	min/avg	Total fg-fga	pct	3-Point fg-fga	pct	F-Throws ft-fta	pct	Rebounds off	def	tot	avg	pf	fo	ast	to	blk	stl	pts	avg
2017-18	10-8	200/20.0	37-81	.457	0-0	.000	14-21	.667	24	34	58	5.8	17	0	2	14	10	4	88	8.8
TOTAL	10-8	200/20.0	37-81	.457	0-0	.000	14-21	.667	24	34	58	5.8	17	0	2	14	10	4	88	8.8





SEASON HIGH	CATEGORY	CAREER HIGH
25, two times	Minutes	39, vs Eastern Kentucky, 12/21/2016
12, vs. Loyola-Chicago, 11/12/2017	Points	22, at Illinois, 11/14/2014
6, at Xavier, 11/29/2017	Rebounds	14, at Illinois, 11/14/2014
4, at Xavier, 11/29/2017	Assists	4, two times
2, at Illinois, 11/10/2017	Steals	3, four times
1, vs. Loyola-Chicago, 11/12/2017	Blocks	2, at Omaha, 2/11/2016
4, vs. Eastern Illinois, 12/8/2017	FG Made	7, vs. USC Upstate, 11/21/2015
7, two times	FG Attempts	11, two times
2, two times	3-PT Made	4, vs. Grace, 11/18/2014
3, three times	3-PT Attempts	7, at Detroit, 12/9/2015
7, vs. Loyola-Chicago, 11/12/2017	FT Made	11, at Illinois, 11/14/2014
8, vs. Loyola-Chicago, 11/12/2017	FT Attempts	12, at Illinois, 11/14/2014

## CAREER NOTES

- Named Summit League Player of the Week (11/17/2014)
- Majoring in General Studies

## PRIOR TO FORT WAYNE

- Surpassed 1,000 career points in her last season at Whitmer
- Averaged 13.9 points, 9.0 rebounds and 2.9 assists per game
- Named Third Team All-Ohio
- Earned All-Three Rivers Athletic Conference honors as a senior
- Was an Ohio Division I Northwest All-District First Team selection as a senior

## ABOUT TOLEDO, OHIO

- Population of 287,208 (71st in the US) | Founded 1833
- Some of the more well known residents and former residents of Toledo include MLB Hall of Fame Members Roger Bresnahan and Addie Joss, MLB World Series champion and gold medalist Doug Mientkiewicz, and NASA flight director Gene Kranz
- Toledo is best known for its long history of innovation in many aspects of the glass industry and has been called "The Glass Capital of the World"

## ABOUT WHITMER HIGH SCHOOL

- Largest high school in the Toledo area
- Notable alumni include former NHL goalie Pat Jablonski, and former University of Toledo head football coach Tom Amstutz

## SEASON STATS

Opponent	Date	Total			3-Pointers		Free throws		Rebounds											
		gs	min	fg-fga	pct	3fg-fga	pct	ft-fga	pct	off	def	tot	avg	pf	a	t/o	blk	stl	pts	avg
at Illinois	11/10/17		20	3-4	.750	2-3	.667	2-2	1.000	1	2	3	3.0	3	0	2	0	2	10	10.0
LOYOLA-CHICAGO	11/12/17		25	2-7	.286	1-2	.500	7-8	.875	3	2	5	4.0	4	0	1	1	1	12	11.0
at Belmont	11/15/17		9	1-5	.200	0-2	.000	0-0	.000	0	0	0	2.7	4	0	0	0	1	2	8.0
FINDLAY	11/18/17		18	1-7	.143	0-2	.000	4-4	1.000	0	0	0	2.0	2	1	1	0	1	6	7.5
UIC	11/21/17	*	20	2-4	.500	0-0	.000	0-0	.000	1	2	3	2.2	5	1	2	0	0	4	6.8
QUINCY	11/25/17		25	3-5	.600	1-1	1.000	2-2	1.000	2	2	4	2.5	4	2	2	0	1	9	7.2
at Xavier	11/29/17		20	0-5	.000	0-3	.000	0-0	.000	5	1	6	3.0	3	4	0	0	0	0	6.1
at Coastal Carolina	12/04/17		4	0-0	.000	0-0	.000	0-0	.000	2	0	2	2.9	2	0	2	0	0	0	5.4
EASTERN ILLINOIS	12/08/17		13	4-4	1.000	2-2	1.000	0-0	.000	0	0	0	2.6	3	1	1	0	0	10	5.9
MILWAUKEE	12/10/17		10	1-3	.333	1-3	.333	0-0	.000	1	1	2	2.5	4	0	2	0	0	3	5.6
Totals		1	164	17-44	.386	7-18	.389	15-16	.938	15	10	25	2.5	34	9	13	1	6	56	5.6

Games played: 10  
Minutes/game: 16.4  
Points/game: 5.6  
FG Pct: 38.6  
3FG Pct: 38.9  
FT Pct: 93.8

Rebounds/game: 2.5  
Assists/game: 0.9  
Turnovers/game: 1.3  
Assist/turnover ratio: 0.7  
Steals/game: 0.6  
Blocks/game: 0.1

## CAREER STATS

Season	gp-gs	min/avg	Total fg-fga	pct	3-Point fg-fga	pct	F-Throws ft-fga	pct	Rebounds off	def	tot	avg	pf	fo	ast	to	blk	stl	pts	avg
2014-15	30-4	503/16.8	41-129	.318	19-62	.306	45-65	.692	27	75	102	3.4	97	4	29	52	4	12	146	4.9
2015-16	29-19	568/19.6	47-142	.331	21-66	.318	34-46	.739	21	63	84	2.9	84	4	22	36	3	21	149	5.1
2016-17	26-17	543/20.9	46-135	.341	9-34	.265	42-56	.750	33	53	86	3.3	69	2	18	26	3	20	143	5.5
2017-18	10-1	164/16.4	17-44	.386	7-18	.389	15-16	.938	15	10	25	2.5	34	1	9	13	1	6	56	5.6
TOTAL	95-41	1778/18.7	151-450	.336	56-180	.311	136-183	.743	96	201	297	3.1	284	11	78	127	11	59	494	5.2



SEASON HIGH	CATEGORY	CAREER HIGH
31, at Coastal Carolina, 12/4/2017	Minutes	31, at Coastal Carolina, 12/4/2017
11, at Coastal Carolina, 12/4/2017	Points	11, at Coastal Carolina, 12/4/2017
3, vs. Quincy, 11/25/2017	Rebounds	3, vs. Quincy, 11/25/2017
2, two times	Assists	2, two times
2, at Coastal Carolina, 12/4/2017	Steals	2, at Coastal Carolina, 12/4/2017
—	Blocks	—
4, two times	FG Made	4, two times
11, at Coastal Carolina, 12/4/2017	FG Attempts	11, at Coastal Carolina, 12/4/2017
3, at Coastal Carolina, 12/4/2017	3-PT Made	3, at Coastal Carolina, 12/4/2017
9, at Coastal Carolina, 12/4/2017	3-PT Attempts	9, at Coastal Carolina, 12/4/2017
—	FT Made	—
—	FT Attempts	—

## CAREER NOTES

- Missed the 2016-17 season due to injury, used a reshirt season
- Majoring in Biology

## PRIOR TO FORT WAYNE

- Named to the 2015-16 Division I All-Ohio First Team
- Averaged 16.0 points and 4.0 rebounds per game as a senior
- Was a two-time First Team All-Three Rivers Athletic Conference and First Team All-District selection
- Named the District 7 Player of the Year in her final season at Clay

## ABOUT OREGON, OHIO

- Population of 20,291 | Motto: "A City of Opportunity"
- Is part of the industrial suburb of Toledo, Ohio
- Home to the Sundance Drive-In, one of the last in the region

## ABOUT CLAY HIGH SCHOOL

- Notable alumni include NFL Offensive Guard for the Indianapolis Colts Eric Herman, and MLB player A.J. Achter and Chinese Professional Baseball League Jutsin Thomas

## SEASON STATS

Opponent	Date	gs	min	Total		3-Pointers		Free throws		Rebounds				pf	a	t/o	blk	stl	pts	avg
				fg-fga	pct	3fg-fga	pct	ft-fta	pct	off	def	tot	avg							
at Illinois	11/10/17		dnp	-	-	-	-	-	-	-	-	-	-	-	-	-	-	-	-	
LOYOLA-CHICAGO	11/12/17	4	1-1	1.000	0-0	.000	0-0	.000	0	0	0	0.0	1	0	0	0	0	2	2.0	
at Belmont	11/15/17	6	0-0	.000	0-0	.000	0-0	.000	0	0	0	0.0	0	0	0	0	0	0	1.0	
FINDLAY	11/18/17	7	0-2	.000	0-1	.000	0-0	.000	0	0	0	0.0	0	0	1	0	0	0	0.7	
UIC	11/21/17	2	0-0	.000	0-0	.000	0-0	.000	0	0	0	0.0	0	0	1	0	0	0	0.5	
QUINCY	11/25/17	18	3-6	.500	0-2	.000	0-0	.000	0	3	3	0.6	1	2	0	0	1	6	1.6	
at Xavier	11/29/17	28	4-10	.400	2-8	.250	0-0	.000	0	2	2	0.8	1	2	3	0	1	10	3.0	
at Coastal Carolina	12/04/17	31	4-11	.364	3-9	.333	0-0	.000	0	0	0	0.7	2	1	1	0	2	11	4.1	
EASTERN ILLINOIS	12/08/17	20	3-7	.429	1-4	.250	0-0	.000	0	1	1	0.8	0	1	3	0	0	7	4.5	
MILWAUKEE	12/10/17	7	0-0	.000	0-0	.000	0-0	.000	0	1	1	0.8	0	1	0	1	0	0	4.0	
Totals		0	123	15-37	.405	6-24	.250	0-0	.000	0	7	7	0.8	5	7	9	1	4	36	4.0

Games played: 9  
 Minutes/game: 13.7  
 Points/game: 4.0  
 FG Pct: 40.5  
 3FG Pct: 25.0

Rebounds/game: 0.8  
 Assists/game: 0.8  
 Turnovers/game: 1.0  
 Assist/turnover ratio: 0.8  
 Steals/game: 0.4  
 Blocks/game: 0.1

## CAREER STATS

Season	gp-gs	min/avg	Total fg-fga	pct	3-Point fg-fga	pct	F-Throws ft-fta	pct	Rebounds off	def	tot	avg	pf	fo	ast	to	blk	stl	Scoring pts	avg
2017-18	9-0	123/13.7	15-37	.405	6-24	.250	0-0	.000	0	7	7	0.8	5	0	7	9	1	4	36	4.0
TOTAL	9-0	123/13.7	15-37	.405	6-24	.250	0-0	.000	0	7	7	0.8	5	0	7	9	1	4	36	4.0



## CAREER NOTES

- Transferred in for the 2017-18 season
- Majoring in Business
- Brothers Spike played at Michigan and Purdue, and Stephen played at Toledo and Brown; father Chuck played at Vincennes and Purdue Calumet; grandfather Charles played briefly at Indiana.

## PRIOR TO FORT WAYNE

- Played one season at Saint Joseph's (IN) before it closed in May of 2017
- Named Third Team All-Great Lakes Valley Conference (GLVC)
- Named to the GLVC All-Freshman Team

SEASON HIGH	CATEGORY	CAREER HIGH
36, two times	Minutes	43, vs. William Jewell, 2/11/2017 *
18, vs. Eastern Illinois, 12/8/2017	Points	23, at Maryville, 1/5/2017 *
6, at Belmont, 11/15/2017	Rebounds	7, vs. Ohio Valley, 11/26/2016 *
6, at Coastal Carolina, 12/4/2017	Assists	8, vs. Bellarmine, 1/28/2017 *
3, vs. UIC, 11/21/2017	Steals	3, five times *
1, two times	Blocks	2, at Truman State, 2/4/2017 *
6, vs. Eastern Illinois, 12/8/2017	FG Made	10, vs. Bellarmine, 1/28/2017 *
7, five times	FG Attempts	16, vs. Bellarmine, 1/28/2017 *
3, vs. Loyola-Chicago, 11/12/2017	3-PT Made	3, four times *
4, vs. Loyola-Chicago, 11/12/2017	3-PT Attempts	7, three times *
4, two times	FT Made	6, two times *
6, vs. Eastern Illinois, 12/8/2017	FT Attempts	6, four times *

\* = While at Saint Joseph's

## ABOUT CROWN POINT, INDIANA

- Population of 27,317 | Incorporated 1868 | Nickname: Hub of Lake County
- Some of the more well known residents and former residents of Crown Point include World War I General William G. Hann and billionaire entrepreneur Dean White
- Used as a set location to film for the movie Public Enemies

## ABOUT CROWN POINT HIGH SCHOOL

- Notable alumni include Indiana Supreme Court justice Geoffrey G. Slaughter, astronaut Jerry L. Ross, and former professional baseball player and now analyst on the MLB network Dan Plesac

## SEASON STATS

Opponent	Date	gs	min	Total		3-Pointers		Free throws		Rebounds				pf	a	t/o	blk	stl	pts	avg	
				fg-fga	pct	3fg-fga	pct	ft-fga	pct	off	def	tot	avg								
at Illinois	11/10/17	*	26	1-5	.200	1-1	1.000	0-0	.000	0	2	2	2.0	0	3	2	0	0	3	3.0	
LOYOLA-CHICAGO	11/12/17	*	36	5-7	.714	3-4	.750	3-4	.750	0	1	1	1.5	3	3	1	0	2	16	9.5	
at Belmont	11/15/17	*	28	3-7	.429	0-1	.000	2-2	1.000	0	6	6	3.0	0	0	3	1	0	8	9.0	
FINDLAY	11/18/17	*	34	2-4	.500	0-1	.000	0-0	.000	0	1	1	2.5	1	2	7	0	0	4	7.8	
UIC	11/21/17	*	32	2-6	.333	1-2	.500	4-4	1.000	0	5	5	3.0	2	1	1	0	3	9	8.0	
QUINCY	11/25/17	*	27	4-7	.571	1-3	.333	0-0	.000	0	0	0	2.5	4	1	1	0	1	9	8.2	
at Xavier	11/29/17	*	27	1-3	.333	0-0	.000	0-0	.000	0	3	3	2.6	2	2	0	1	1	2	7.3	
at Coastal Carolina	12/04/17	*	27	1-6	.167	0-1	.000	0-0	.000	0	3	3	2.6	1	6	3	0	1	2	6.6	
EASTERN ILLINOIS	12/08/17	*	35	6-7	.857	2-3	.667	4-6	.667	0	3	3	2.7	1	3	4	0	1	18	7.9	
MILWAUKEE	12/10/17	*	36	3-7	.429	0-1	.000	2-2	1.000	1	1	2	2.6	3	2	2	0	1	8	7.9	
Totals			10	308	28-59	.475	8-17	.471	15-18	.833	1	25	26	2.6	17	23	24	2	10	79	7.9

Games played: 10  
Minutes/game: 30.8  
Points/game: 7.9  
FG Pct: 47.5  
3FG Pct: 47.1  
FT Pct: 83.3

Rebounds/game: 2.6  
Assists/game: 2.3  
Turnovers/game: 2.4  
Assist/turnover ratio: 1.0  
Steals/game: 1.0  
Blocks/game: 0.2

## CAREER STATS

Season	gp-gs	min/avg	Total fg-fga	pct	3-Point fg-fga	pct	F-Throws ft-fta	pct	Rebounds off	def	tot	avg	pf	fo	ast	to	blk	stl	pts	avg
2016-17*	29-26	301/10.4	95-225	.422	31-92	.337	48-55	.873	10	64	74	2.6	48	1	48	46	5	29	269	9.3
2017-18	10-10	308/30.8	28-59	.475	8-17	.471	15-18	.833	1	25	26	2.6	17	0	23	24	2	10	79	7.9
TOTAL	10-10	308/30.8	28-59	.475	8-17	.471	15-18	.833	1	25	26	2.6	17	0	23	24	2	10	79	7.9
All*	39-36	609/15.6	123-284	.433	39-109	.358	63-73	.863	11	89	100	2.6	65	1	71	70	7	39	348	8.9

\* include statistics from Saint Joseph's



SEASON HIGH	CATEGORY	CAREER HIGH
40, at Coastal Carolina, 12/4/2017	Minutes	40, two times
19, at Xavier, 11/29/2017	Points	19, at Xavier, 11/29/2017
6, at Illinois, 11/10/2017	Rebounds	6, at Illinois, 11/10/2017
7, vs. Eastern Illinois, 12/8/2017	Assists	7, vs. Eastern Illinois, 12/8/2017
2, two times	Steals	3, two times
1, vs. Quincy, 11/25/2017	Blocks	1, three times
7, at Xavier, 11/29/2017	FG Made	7, at Xavier, 11/29/2017
14, at Coastal Carolina, 12/4/2017	FG Attempts	15, at South Dakota State, 1/5/2017
3, vs. Quincy, 11/25/2017	3-PT Made	3, two times
4, vs. Quincy, 11/25/2017	3-PT Attempts	10, at South Dakota State, 1/5/2017
8, vs. Loyola-Chicago, 11/12/2017	FT Made	8, vs. Loyola-Chicago, 11/12/2017
9, vs. Loyola-Chicago, 11/12/2017	FT Attempts	9, vs. Loyola-Chicago, 11/12/2017

## CAREER NOTES

- 2016-17 Summit League Academic Honor Roll
- Majoring in Business

## PRIOR TO FORT WAYNE

- Member of the U20 German National team that won the 2017 FIBA U20 Women's European Championship, Division B title
- Team captain of the German U16 team that won gold in Division B at the 2014 FIBA Women's European Championship

## ABOUT HERNE, GERMANY

- Home to the Cranger Kirmes funfair every first week of August. The second largest carnival in Germany with an average of around 4,500,000 visitors. Its origins can be traced back to the 15th century

## ABOUT GERMANY

- Population 82,175,700, 16th largest in the world | • Official language is German
- East Germany and West Germany reunified on October 3, 1990
- Is the largest music market in Europe and home to German-born music composers Johann Sebastian Bach and Ludwig van Beethoven
- Known as a leading automobile haven of the world which include the Audi, Volkswagen, BMW and Mercedes-Benz

## SEASON STATS

Opponent	Date	gs	min	Total		3-Pointers		Free throws		Rebounds				pf	a	t/o	blk	stl	pts	avg	
				fg-fga	pct	3fg-fga	pct	ft-fga	pct	off	def	tot	avg								
at Illinois	11/10/17	*	34	2-3	.667	0-1	.000	1-2	.500	5	1	6	6.0	2	3	9	0	1	5	5.0	
LOYOLA-CHICAGO	11/12/17	*	35	2-6	.333	0-2	.000	8-9	.889	2	1	3	4.5	4	2	0	0	2	12	8.5	
at Belmont	11/15/17	*	32	1-11	.091	0-2	.000	0-0	.000	2	2	4	4.3	1	1	0	0	1	2	6.3	
FINDLAY	11/18/17	*	29	3-6	.500	1-2	.500	3-4	.750	2	0	2	3.8	1	3	1	0	0	10	7.3	
UIC	11/21/17	*	32	2-6	.333	0-1	.000	0-0	.000	0	1	1	3.2	4	5	4	0	0	4	6.6	
QUINCY	11/25/17	*	27	5-7	.714	3-4	.750	0-1	.000	0	1	1	2.8	4	1	1	1	1	13	7.7	
at Xavier	11/29/17	*	36	7-12	.583	2-3	.667	3-4	.750	0	1	1	2.6	3	2	1	0	0	19	9.3	
at Coastal Carolina	12/04/17	*	40	5-14	.357	0-3	.000	0-0	.000	0	3	3	2.6	3	5	1	0	0	10	9.4	
EASTERN ILLINOIS	12/08/17	*	37	5-7	.714	1-2	.500	3-3	1.000	1	3	4	2.8	3	7	3	0	2	14	9.9	
MILWAUKEE	12/10/17	*	37	0-6	.000	0-0	.000	0-0	.000	1	0	1	2.6	3	1	3	0	1	0	8.9	
Totals			10	339	32-78	.410	7-20	.350	18-23	.783	13	13	26	2.6	28	30	23	1	8	89	8.9

Games played: 10  
Minutes/game: 33.9  
Points/game: 8.9  
FG Pct: 41.0  
3FG Pct: 35.0  
FT Pct: 78.3

Rebounds/game: 2.6  
Assists/game: 3.0  
Turnovers/game: 2.3  
Assist/turnover ratio: 1.3  
Steals/game: 0.8  
Blocks/game: 0.1

## CAREER STATS

Season	gp-gs	min/avg	Total fg-fga	pct	3-Point fg-fga	pct	F-Throws ft-fga	pct	Rebounds off	def	tot	avg	pf	fo	ast	to	blk	stl	pts	avg
2016-17	29-24	888/30.6	75-206	.364	19-79	.241	24-34	.706	10	64	74	2.6	62	2	46	84	2	26	193	6.7
2017-18	10-10	339/33.9	32-78	.410	7-20	.350	18-23	.783	13	13	26	2.6	28	0	30	23	1	8	89	8.9
TOTAL	39-34	1227/31.5	107-284	.377	26-99	.263	42-57	.737	23	77	100	2.6	90	2	76	107	3	34	282	7.2





SEASON HIGH	CATEGORY	CAREER HIGH
40, vs. Quincy, 11/25/2017	Minutes	40, vs. Quincy, 11/25/2017
23, vs. Eastern Illinois, 12/8/2017	Points	23, vs. Eastern Illinois, 12/8/2017
8, two times	Rebounds	11, three times
4, two times	Assists	5, three times
3, vs. Milwaukee, 12/10/2017	Steals	5, vs. Grace, 11/16/2015
1, five times	Blocks	2, two times
9, vs. Eastern Illinois, 12/8/2017	FG Made	9, vs. Eastern Illinois, 12/8/2017
14, vs. Quincy, 11/25/2017	FG Attempts	18, vs. Western Illinois, 12/28/2016
2, vs. Loyola-Chicago, 11/12/2017	3-PT Made	3, vs. Oakland, 11/19/2016
4, two times	3-PT Attempts	5, two times
6, vs. Milwaukee, 12/10/2017	FT Made	8, vs. Oakland, 11/19/2016
10, vs. Milwaukee, 12/10/2017	FT Attempts	10, two times

## CAREER NOTES

- Majoring in Criminal Justice

## PRIOR TO FORT WAYNE

- Led Concordia to the Summit Athletic Conference tournament title in 2015
- Averaged 18.5 points, 7.1 rebounds, 2.6 assists, and 1.5 steals per game
- Was a 2015 First Team All-SAC
- Was a 2015 All-Northeast Indiana First Team honoree

## ABOUT FORT WAYNE, INDIANA

- Incorporated on February 22, 1840, and is the second largest city in the state. The nickname, The Summit City, is due to its location at the zenith of the locks on the canal
- Also home to the ECHL's Fort Wayne Komets, the Midwest League's Fort Wayne TinCaps, and the NBA G League's Fort Wayne Mad Ants
- Original home to the Fort Wayne Pistons, before moving to Detroit. Was also home to the Fort Wayne Daisies of the All-American Girls Professional Baseball League

## ABOUT CONCORDIA LUTHERAN HIGH SCHOOL

- Notable alumni include leading NFL agent Eugene Parker, sixth round MLB draft pick Brian Reith, and Professional mixed martial artist and former UFC fighter Dave Herman

## SEASON STATS

Opponent	Date	gs	min	Total		3-Pointers		Free throws		Rebounds				pf	a	t/o	blk	stl	pts	avg	
				fg-fga	pct	3fg-fga	pct	ft-fga	pct	off	def	tot	avg								
at Illinois	11/10/17	*	28	3-11	.273	1-4	.250	0-0	.000	2	2	4	4.0	2	3	2	0	2	7	7.0	
LOYOLA-CHICAGO	11/12/17	*	35	5-9	.556	2-4	.500	0-2	.000	2	3	5	4.5	1	1	5	1	2	12	9.5	
at Belmont	11/15/17	*	33	4-14	.286	0-2	.000	2-2	1.000	2	3	5	4.7	0	2	2	0	0	10	9.7	
FINDLAY	11/18/17	*	29	2-8	.250	0-2	.000	3-4	.750	6	2	8	5.5	2	1	3	0	2	7	9.0	
UIC	11/21/17		dnp	-	-	-	-	-	-	-	-	-	-	-	-	-	-	-	-	-	
QUINCY	11/25/17	*	40	6-14	.429	0-2	.000	5-6	.833	3	2	5	5.4	2	4	4	0	0	17	10.6	
at Xavier	11/29/17	*	30	1-7	.143	0-0	.000	2-2	1.000	3	2	5	5.3	1	2	6	1	2	4	9.5	
at Coastal Carolina	12/04/17	*	35	2-5	.400	0-0	.000	2-2	1.000	3	1	4	5.1	3	1	2	1	1	6	9.0	
EASTERN ILLINOIS	12/08/17	*	36	9-13	.692	0-1	.000	5-7	.714	2	5	7	5.4	2	4	3	1	1	23	10.8	
MILWAUKEE	12/10/17	*	36	5-13	.385	1-3	.333	6-10	.600	3	5	8	5.7	2	1	1	1	3	17	11.4	
Totals			9	302	37-94	.394	4-18	.222	25-35	.714	26	25	51	5.7	15	19	28	5	13	103	11.4

Games played: 9  
 Minutes/game: 33.6  
 Points/game: 11.4  
 FG Pct: 39.4  
 3FG Pct: 22.2  
 FT Pct: 71.4

Rebounds/game: 5.7  
 Assists/game: 2.1  
 Turnovers/game: 3.1  
 Assist/turnover ratio: 0.7  
 Steals/game: 1.4  
 Blocks/game: 0.6

## CAREER STATS

Season	gp-gs	min/avg	Total fg-fga	pct	3-Point fg-fga	pct	F-Throws ft-fga	pct	Rebounds off	def	tot	avg	pf	fo	ast	to	blk	stl	Scoring pts	avg
2015-16	30-21	688/22.9	72-176	.409	8-19	.421	51-72	.708	55	52	107	3.6	69	1	34	34	8	33	203	6.8
2016-17	29-29	910/31.4	134-327	.410	12-62	.194	74-87	.851	56	101	157	5.4	77	2	59	68	6	27	354	12.2
2017-18	9-9	302/33.6	37-94	.394	4-18	.222	25-35	.714	26	25	51	5.7	15	0	19	28	5	13	103	11.4
TOTAL	68-59	1900/27.9	243-597	.407	24-99	.242	150-194	.773	137	178	315	4.6	161	3	112	130	19	73	660	9.7



## CAREER NOTES

- Will sit out the 2017-18 season due to transfer rules
- Played two seasons at Chicago State (2015-16 and 2016-17)
- Majoring in Criminal Justice

## PRIOR TO FORT WAYNE

- Named the Western Athletic Conference Player of the Week on 11/28/2016
- Had 23 rebounds at Northern Illinois on 11/22/2016, which were fifth most by a Division I player that season

SEASON HIGH	CATEGORY	CAREER HIGH
.....	Minutes	38, four times *
.....	Points	38, at Northern Illinois, 11/22/2016 *
.....	Rebounds	23, at Northern Illinois, 11/22/2016 *
.....	Assists	3, three times *
.....	Steals	5, three times *
.....	Blocks	6, two times *
.....	FG Made	11, at Northern Illinois, 11/22/2016 *
.....	FG Attempts	22, at Northern Illinois, 11/22/2016 *
.....	3-PT Made	1, two times *
.....	3-PT Attempts	3, at Ball State, 12/1/2016 *
.....	FT Made	15, at Northern Illinois, 11/22/2016 *
.....	FT Attempts	19, at Northern Illinois, 11/22/2016 *

\* = While at Chicago State

## ABOUT FORT WAYNE, INDIANA

- Incorporated on February 22, 1840, and is the second largest city in the state. The nickname, The Summit City, is due to its location at the zenith of the locks on the canal
- Also home to the ECHL's Fort Wayne Komets, the Midwest League's Fort Wayne TinCaps, and the NBA G League's Fort Wayne Mad Ants
- Original home to the Fort Wayne Pistons, before moving to Detroit. Was also home to the Fort Wayne Daisies of the All-American Girls Professional Baseball League

## ABOUT WAYNE HIGH SCHOOL

- Notable alumni include founder of Sweetwater Sound Chuck Surack, actress Molly Hagen, and former Detroit Lion Roosevelt Barnes

## CAREER STATS

include statistics from Chicago State																					
			Total		3-Point		F-Throws		Rebounds											Scoring	
Season	gp-gs	min/avg	fg-fga	pct	fg-fga	pct	ft-fa	pct	off	def	tot	avg	pf	fo	ast	to	blk	stl	pts	avg	
2015-16*	29-28	741/25.6	99-217	.456	0-0	.000	41-75	.547	77	105	182	6.3	94	4	25	70	47	43	239	8.2	
2016-17*	7-7	215/30.7	36-100	.360	2-7	.286	38-56	.679	25	44	69	9.9	26	2	4	14	29	14	112	16.0	
All*	36-35	956/26.6	135-317	.426	2-7	.286	79-131	.603	102	149	251	7.0	120	6	29	84	76	57	351	9.8	

\* include statistics from Chicago State



**EMMA  
TUOMINEN**

Freshman | 5-8  
Lahti, Finland  
Lahden Lyseo

**GUARD**

## CAREER NOTES

- Majoring in Psychology

## PRIOR TO FORT WAYNE

- Played for the U16 and U18 Finnish National Teams
- Led her team to a bronze medal at the U18 Finnish Championship League in 2015-16 with 15.2 points, 7.7 rebounds and 2.5 assists per game
- Chosen best player of the Finnish Southeastern 18-year-olds league in 2017.

SEASON HIGH	CATEGORY	CAREER HIGH
20, two times	Minutes	20, two times
5, two times	Points	5, two times
5, two times	Rebounds	5, two times
1, vs. UIC, 11/21/2017	Assists	1, vs. UIC, 11/21/2017
1, two times	Steals	1, two times
1, vs. Quincy, 11/25/2017	Blocks	1, vs. Quincy, 11/25/2017
2, at Belmont, 11/15/2017	FG Made	2, at Belmont, 11/15/2017
4, two times	FG Attempts	4, two times
1, at Belmont, 11/15/2017	3-PT Made	1, at Belmont, 11/15/2017
3, vs. UIC, 11/21/2017	3-PT Attempts	3, vs. UIC, 11/21/2017
3, vs. Findlay, 11/18/2017	FT Made	3, vs. Findlay, 11/18/2017
3, vs. Findlay, 11/18/2017	FT Attempts	3, vs. Findlay, 11/18/2017

## ABOUT LAHTI, FINLAND

- Population: 119,395 (8th largest in Finland) | Nickname: Finland's Chicago
- Some of the more well known residents and former residents include former NHL players Pasi Nurminen and Toni Lydman.
- Home of Finland's primary radio and television stations.

## ABOUT FINLAND

- Population 5,509,717 | • Official language is Finnish
- Earn its Independence from Russia on December 6, 1917
- Finland is one of the countries with the most mature population. Half of voters are estimated to be over 50 years old.
- In terms of medals and gold medals won per capita, Finland is the best performing country in Olympic history.

## SEASON STATS

Opponent	Date	gs	min	Total		3-Pointers		Free throws		Rebounds				pf	a	t/o	blk	stl	pts	avg	
				fg-fga	pct	3fg-fga	pct	ft-fta	pct	off	def	tot	avg								
at Illinois	11/10/17		1	0-0	.000	0-0	.000	0-0	.000	0	0	0	0.0	0	0	0	0	0	0.0		
LOYOLA-CHICAGO	11/12/17		2	0-0	.000	0-0	.000	0-0	.000	0	0	0	0.0	0	0	0	0	0	0.0		
at Belmont	11/15/17		20	2-4	.500	1-1	1.000	0-0	.000	1	4	5	1.7	0	0	1	0	1	5	1.7	
FINDLAY	11/18/17		11	1-1	1.000	0-0	.000	3-3	1.000	0	2	2	1.8	0	0	2	0	1	5	2.5	
UIC	11/21/17		20	1-4	.250	0-3	.000	2-2	1.000	2	3	5	2.4	0	1	1	0	0	4	2.8	
QUINCY	11/25/17		0	0-0	.000	0-0	.000	0-0	.000	0	0	0	2.0	0	0	1	1	0	0	2.3	
at Xavier	11/29/17		4	0-0	.000	0-0	.000	0-0	.000	0	0	0	1.7	0	0	1	0	0	0	2.0	
at Coastal Carolina	12/04/17		3	0-1	.000	0-0	.000	0-0	.000	2	1	3	1.9	1	0	0	0	0	0	1.8	
EASTERN ILLINOIS	12/08/17		4	0-0	.000	0-0	.000	0-0	.000	0	0	0	1.7	2	0	0	0	0	0	1.6	
MILWAUKEE	12/10/17		9	0-0	.000	0-0	.000	1-2	.500	0	0	0	1.5	0	0	0	0	0	1	1.5	
Totals			0	74	4-10	.400	1-4	.250	6-7	.857	5	10	15	1.5	3	1	6	1	2	15	1.5

Games played: 10  
Minutes/game: 7.4  
Points/game: 1.5  
FG Pct: 40.0  
3FG Pct: 25.0  
FT Pct: 85.7

Rebounds/game: 1.5  
Assists/game: 0.1  
Turnovers/game: 0.6  
Assist/turnover ratio: 0.2  
Steals/game: 0.2  
Blocks/game: 0.1

## CAREER STATS

Season	gp-gs	min/avg	Total fg-fga	pct	3-Point fg-fga	pct	F-Throws ft-fta	pct	Rebounds off	def	tot	avg	pf	fo	ast	to	blk	stl	pts	avg
2017-18	10-0	74/7.4	4-10	.400	1-4	.250	6-7	.857	5	10	15	1.5	3	0	1	6	1	2	15	1.5
TOTAL	10-0	74/7.4	4-10	.400	1-4	.250	6-7	.857	5	10	15	1.5	3	0	1	6	1	2	15	1.5



SEASON HIGH	CATEGORY	CAREER HIGH
17, vs. UIC, 11/21/2017	Minutes	33, at Western Illinois, 2/22/2017
4, vs. UIC, 11/21/2017	Points	22, at Butler, 11/16/2016
2, vs. Findlay, 11/18/2017	Rebounds	5, three times
1, three times	Assists	3, three times
1, two times	Steals	3, two times
—	Blocks	1, four times
2, vs. UIC, 11/21/2017	FG Made	7, at Butler, 11/16/2016
5, vs. UIC, 11/21/2017	FG Attempts	14, vs. Western Michigan, 11/29/2015
—	3-PT Made	4, at Butler, 11/16/2016
2, at Belmont, 11/15/2017	3-PT Attempts	8, vs. South Dakota State, 2/18/2017
3, vs. Findlay, 11/18/2017	FT Made	4, three times
4, vs. Findlay, 11/18/2017	FT Attempts	7, at IUPUI, 2/25/2017

## CAREER NOTES

- 2015-16 Summit League Academic Honor Roll
- 2015-16 Summit League Distinguished Scholar
- Majoring in Biology Pre-Medicine

## PRIOR TO FORT WAYNE

- Helped lead her team to back-to-back IHSAA Class 2A state championships
- Named to the ICGSA All-State team as a senior
- Named a 2015 IBCA Small School (1A-2A) All-State selection

## ABOUT INDIANAPOLIS, INDIANA

- Is the capital and largest city of the state of Indiana, founded in 1821
- Home of the NFL's Indianapolis Colts and NBA's Indiana Pacers
- The long list of notable people from greater Indianapolis include: Jane Pauley, Brendan Fraser, Steve McQueen, Gordon Hayward, Oscar Robertson, John Wooden and David Letterman

## ABOUT HERITAGE CHRISTIAN HIGH SCHOOL

- Notable alumni include Time Magazine's Person of the Year in 2014 Kent Brantly, The Hunger Games actor Dayo Okeniyi, and former WNBA player Kelly Faris.

## SEASON STATS

Opponent	Date	gs	min	Total fg-fga	pct	3-Pointers 3fg-fga	pct	Free throws ft-fa	pct	Rebounds off	def	tot	avg	pf	a	t/o	blk	stl	pts	avg
at Illinois	11/10/17	15	15	0-3	.000	0-1	.000	0-0	.000	1	0	1	1.0	1	1	2	0	0	0	0.0
LOYOLA-CHICAGO	11/12/17	10	10	1-2	.500	0-0	.000	0-0	.000	1	0	1	1.0	0	1	1	0	1	2	1.0
at Belmont	11/15/17	5	5	0-2	.000	0-2	.000	0-2	.000	0	1	1	1.0	1	0	1	0	0	0	0.7
FINDLAY	11/18/17	8	8	0-0	.000	0-0	.000	3-4	.750	0	2	2	1.3	2	1	2	0	1	3	1.3
UIC	11/21/17	17	17	2-5	.400	0-1	.000	0-1	.000	0	0	0	1.0	3	0	2	0	0	4	1.8
QUINCY	11/25/17	3	3	0-1	.000	0-0	.000	0-0	.000	0	0	0	0.8	0	0	1	0	0	0	1.5
at Xavier	11/29/17	dnp	dnp	-	-	-	-	-	-	-	-	-	-	-	-	-	-	-	-	-
at Coastal Carolina	12/04/17	dnp	dnp	-	-	-	-	-	-	-	-	-	-	-	-	-	-	-	-	-
EASTERN ILLINOIS	12/08/17	1	1	0-0	.000	0-0	.000	0-0	.000	0	0	0	0.7	1	0	0	0	0	0	1.3
MILWAUKEE	12/10/17	dnp	dnp	-	-	-	-	-	-	-	-	-	-	-	-	-	-	-	-	-
Totals		0	59	3-13	.231	0-4	.000	3-7	.429	2	3	5	0.7	8	3	9	0	2	9	1.3

Games played: 7  
Minutes/game: 8.4  
Points/game: 1.3  
FG Pct: 23.1  
3FG Pct: 0.0  
FT Pct: 42.9

Rebounds/game: 0.7  
Assists/game: 0.4  
Turnovers/game: 1.3  
Assist/turnover ratio: 0.3  
Steals/game: 0.3

## CAREER STATS

Season	gp-gs	min/avg	Total fg-fga	pct	3-Point fg-fga	pct	F-Throws ft-fa	pct	Rebounds off	def	tot	avg	pf	fo	ast	to	blk	stl	Scoring pts	avg
2015-16	28-1	408/14.6	32-132	.242	11-54	.204	23-37	.622	17	38	55	2.0	57	0	23	41	2	23	98	3.5
2016-17	20-1	403/20.2	37-119	.311	12-47	.255	22-33	.667	8	33	41	2.1	36	1	17	43	2	10	108	5.4
2017-18	7-0	59/8.4	3-13	.231	0-4	.000	3-7	.429	2	3	5	0.7	8	0	3	9	0	2	9	1.3
TOTAL	55-2	870/15.8	72-264	.273	23-105	.219	48-77	.623	27	74	101	1.8	101	1	43	93	4	35	215	3.9





SEASON HIGH	CATEGORY	CAREER HIGH
29, at Coastal Carolina, 12/4/2017	Minutes	29, at Coastal Carolina, 12/4/2017
11, vs. Milwaukee, 12/10/2017	Points	11, vs. Milwaukee, 12/10/2017
10, vs. UIC, 11/21/2017	Rebounds	10, vs. UIC, 11/21/2017
1, at Illinois, 11/10/2017	Assists	1, at Illinois, 11/10/2017
1, five times	Steals	1, five times
1, five times	Blocks	1, five times
5, vs. Milwaukee, 12/10/2017	FG Made	5, vs. Milwaukee, 12/10/2017
14, vs. Milwaukee, 12/10/2017	FG Attempts	14, vs. Milwaukee, 12/10/2017
—	3-PT Made	—
—	3-PT Attempts	—
2, vs. Eastern Illinois, 12/8/2017	FT Made	2, vs. Eastern Illinois, 12/8/2017
4, vs. Eastern Illinois, 12/8/2017	FT Attempts	4, vs. Eastern Illinois, 12/8/2017

## CAREER NOTES

- Majoring in Psychology

## PRIOR TO FORT WAYNE

- Led her team with 6.3 rebounds while scoring 7.6 points per game
- Named to the Hoosier Magazine Top 60 Senior Girls list
- Selected to the Region Strong All-Star Team
- Selected to the American Family Insurance All-USA Indy Girls Basketball Super Team Honorable Mention list

## ABOUT INDIANAPOLIS, INDIANA

- Is the capital and largest city of the state of Indiana, founded in 1821
- Home of the NFL's Indianapolis Colts and NBA's Indiana Pacers
- The long list of notable people from greater Indianapolis include: Jane Pauley, Brendan Fraser, Steve McQueen, Gordon Hayward, Oscar Robertson, John Wooden and David Letterman

## ABOUT BEN DAVIS HIGH SCHOOL

- Notable alumni include WNBA players Shyra Ely and Alex Bentley, and former Cleveland Cavaliers head coach Randy Wittman

## SEASON STATS

Opponent	Date	gs	min	Total		3-Pointers		Free throws		Rebounds				pf	a	t/o	blk	stl	pts	avg
				fg-fga	pct	3fg-fga	pct	ft-fa	pct	off	def	tot	avg							
at Illinois	11/10/17		11	0-3	.000	0-0	.000	0-0	.000	0	1	1	1.0	0	1	0	1	0	0	0.0
LOYOLA-CHICAGO	11/12/17		2	0-0	.000	0-0	.000	0-0	.000	0	1	1	1.0	0	0	0	1	0	0	0.0
at Belmont	11/15/17		6	0-1	.000	0-0	.000	0-0	.000	1	1	2	1.3	1	0	0	0	0	0	0.0
FINDLAY	11/18/17		10	1-2	.500	0-0	.000	0-0	.000	2	2	4	2.0	2	0	1	1	1	2	0.5
UIC	11/21/17		21	1-4	.250	0-0	.000	0-2	.000	6	4	10	3.6	5	0	2	0	1	2	0.8
QUINCY	11/25/17		10	3-4	.750	0-0	.000	0-0	.000	0	2	2	3.3	2	0	0	0	0	6	1.7
at Xavier	11/29/17		7	1-1	1.000	0-0	.000	0-0	.000	1	1	2	3.1	0	0	1	0	1	2	1.7
at Coastal Carolina	12/04/17		29	3-6	.500	0-0	.000	1-3	.333	3	7	10	4.0	1	0	2	0	1	7	2.4
EASTERN ILLINOIS	12/08/17	*	27	2-2	1.000	0-0	.000	2-4	.500	0	6	6	4.2	3	0	0	1	0	6	2.8
MILWAUKEE	12/10/17	*	22	5-14	.357	0-0	.000	1-2	.500	3	0	3	4.1	4	0	3	1	1	11	3.6
Totals		2	145	16-37	.432	0-0	.000	4-11	.364	16	25	41	4.1	18	1	9	5	5	36	3.6

Games played: 10  
Minutes/game: 14.5  
Points/game: 3.6  
FG Pct: 43.2  
FT Pct: 36.4

Rebounds/game: 4.1  
Assists/game: 0.1  
Turnovers/game: 0.9  
Assist/turnover ratio: 0.1  
Steals/game: 0.5  
Blocks/game: 0.5

## CAREER STATS

			Total		3-Point		F-Throws		Rebounds											Scoring	
Season	gp-gs	min/avg	fg-fga	pct	fg-fga	pct	ft-fa	pct	off	def	tot	avg	pf	fo	ast	to	blk	stl	pts	avg	
2017-18	10-2	145/14.5	16-37	.432	0-0	.000	4-11	.364	16	25	41	4.1	18	1	1	9	5	5	36	3.6	
TOTAL	10-2	145/14.5	16-37	.432	0-0	.000	4-11	.364	16	25	41	4.1	18	1	1	9	5	5	36	3.6	



SEASON HIGH	CATEGORY	CAREER HIGH
1, at Coastal Carolina, 12/4/2017	Minutes	1, at Coastal Carolina, 12/4/2017
	Points	
	Rebounds	
	Assists	
	Steals	
	Blocks	
	FG Made	
1, at Coastal Carolina, 12/4/2017	FG Attempts	1, at Coastal Carolina, 12/4/2017
	3-PT Made	
1, at Coastal Carolina, 12/4/2017	3-PT Attempts	1, at Coastal Carolina, 12/4/2017
	FT Made	
	FT Attempts	

## CAREER NOTES

- Majoring in Psychology

## PRIOR TO FORT WAYNE

- Named to the Finnish National team in 2016
- Previously a member of the U16 and U18 Finnish National teams
- Led her team in scoring at the 2016 U18 European Championships
- Named the 2017 Finnish Korisliiga League Rookie of the Year

## ABOUT HELSINKI, FINLAND

- Population 642,045 | • Is the capital of Finland
- Helsinki is more known for its Art Nouveau architecture. It is considered the Design Capital of the world

## ABOUT FINLAND

- Population 5,509,717 | • Official language is Finnish
- Earn its Independence from Russia on December 6, 1917
- Finland is one of the countries with the most mature population. Half of voters are estimated to be over 50 years old
- In terms of medals and gold medals won per capita, Finland is the best performing country in Olympic history

## SEASON STATS

Opponent	Date	gs	min	Total fg-fga	pct	3-Pointers 3fg-fga	pct	Free throws ft-fta	pct	Rebounds off	def	tot	avg	pf	a	t/o	blk	stl	pts	avg
at Illinois	11/10/17	dnp	-	-	-	-	-	-	-	-	-	-	-	-	-	-	-	-	-	-
LOYOLA-CHICAGO	11/12/17	dnp	-	-	-	-	-	-	-	-	-	-	-	-	-	-	-	-	-	-
at Belmont	11/15/17	dnp	-	-	-	-	-	-	-	-	-	-	-	-	-	-	-	-	-	-
FINDLAY	11/18/17	dnp	-	-	-	-	-	-	-	-	-	-	-	-	-	-	-	-	-	-
UIC	11/21/17	dnp	-	-	-	-	-	-	-	-	-	-	-	-	-	-	-	-	-	-
QUINCY	11/25/17	dnp	-	-	-	-	-	-	-	-	-	-	-	-	-	-	-	-	-	-
at Xavier	11/29/17	dnp	-	-	-	-	-	-	-	-	-	-	-	-	-	-	-	-	-	-
at Coastal Carolina	12/04/17	1	0-1	.000	0-1	.000	0-0	.000	0	0	0	0.0	0	0	0	0	0	0	0	0.0
EASTERN ILLINOIS	12/08/17	dnp	-	-	-	-	-	-	-	-	-	-	-	-	-	-	-	-	-	-
MILWAUKEE	12/10/17	dnp	-	-	-	-	-	-	-	-	-	-	-	-	-	-	-	-	-	-
Totals		0	1	0-1	.000	0-1	.000	0-0	.000	0	0	0	0.0	0	0	0	0	0	0	0.0

Games played: 1  
Minutes/game: 1.0  
FG Pct: 0.0  
3FG Pct: 0.0

## CAREER STATS

Season	gp-gs	min/avg	Total fg-fga	pct	3-Point fg-fga	pct	F-Throws ft-fta	pct	Rebounds off	def	tot	avg	pf	fo	ast	to	blk	stl	Scoring pts	avg
2017-18	1-0	1/1.0	0-1	.000	0-1	.000	0-0	.000	0	0	0	0.0	0	0	0	0	0	0	0	0.0
TOTAL	1-0	1/1.0	0-1	.000	0-1	.000	0-0	.000	0	0	0	0.0	0	0	0	0	0	0	0	0.0



SEASON HIGH	CATEGORY	CAREER HIGH
38, at Illinois, 11/10/2017	Minutes	38, at Illinois, 11/10/2017
18, at Coastal Carolina, 12/4/2017	Points	18, at Coastal Carolina, 12/4/2017
4, three times	Rebounds	4, three times
2, vs. Quincy, 11/25/2017	Assists	2, vs. Quincy, 11/25/2017
1, three times	Steals	1, three times
2, vs. Findlay, 11/18/2017	Blocks	2, vs. Findlay, 11/18/2017
6, two times	FG Made	6, two times
14, at Coastal Carolina, 12/4/2017	FG Attempts	14, at Coastal Carolina, 12/4/2017
6, at Coastal Carolina, 12/4/2017	3-PT Made	6, at Coastal Carolina, 12/4/2017
13, at Coastal Carolina, 12/4/2017	3-PT Attempts	13, at Coastal Carolina, 12/4/2017
3, two times	FT Made	3, two times
5, vs. UIC, 11/21/2017	FT Attempts	5, vs. UIC, 11/21/2017

## CAREER NOTES

- Majoring in Business

## PRIOR TO FORT WAYNE

- Set school records for most three-point field goals made in a game (9), season (87) and in a career (180)
- Named All-NWOAL, Crescent News, District 7 and All-Northwest District Division III Player of the Year
- 

## ABOUT ARCHBOLD, OHIO

- Population 4,346 | Founded 1866
- A more well known former residents of Archbold include current NASCAR driver Sam Hornish Jr.
- Home to Sauder Woodworking Company, fifth largest residential furniture manufacturer in America and the world's leading manufacturer of ready-to-assemble furniture.

## ABOUT ARCHBOLD HIGH SCHOOL

- Nicknamed the Blue Streaks.
- Holds eight state titles across four different sports.
- Women's basketball owns 11 NWOAL championship titles

## SEASON STATS

Opponent	Date	gs	min	Total		3-Pointers		Free throws		Rebounds				pf	a	t/o	blk	stl	pts	avg	
				fg-fga	pct	3fg-fga	pct	ft-fta	pct	off	def	tot	avg								
at Illinois	11/10/17	*	38	6-12	.500	5-11	.455	0-0	.000	0	3	3	3.0	1	1	1	0	0	17	17.0	
LOYOLA-CHICAGO	11/12/17	*	32	3-8	.375	3-6	.500	3-4	.750	0	3	3	3.0	1	0	1	0	1	12	14.5	
at Belmont	11/15/17	*	33	1-3	.333	1-3	.333	0-0	.000	0	2	2	2.7	1	1	1	1	0	3	10.7	
FINDLAY	11/18/17	*	31	2-12	.167	2-12	.167	0-0	.000	1	3	4	3.0	0	1	0	2	0	6	9.5	
UIC	11/21/17	*	32	3-9	.333	2-6	.333	3-5	.600	1	2	3	3.0	4	0	2	0	0	11	9.8	
QUINCY	11/25/17	*	31	1-4	.250	1-4	.250	0-0	.000	0	3	3	3.0	2	2	1	1	0	3	8.7	
at Xavier	11/29/17	*	26	2-6	.333	1-2	.500	0-0	.000	1	2	3	3.0	1	0	2	0	0	5	8.1	
at Coastal Carolina	12/04/17	*	37	6-14	.429	6-13	.462	0-0	.000	1	3	4	3.1	1	1	2	0	1	18	9.4	
EASTERN ILLINOIS	12/08/17	*	23	3-6	.500	3-6	.500	2-2	1.000	0	4	4	3.2	3	0	0	0	1	11	9.6	
MILWAUKEE	12/10/17	*	24	1-1	1.000	0-0	.000	0-0	.000	0	0	0	2.9	2	0	2	0	0	2	8.8	
Totals			10	307	28-75	.373	24-63	.381	8-11	.727	4	25	29	2.9	16	6	12	4	3	88	8.8

Games played: 10  
Minutes/game: 30.7  
Points/game: 8.8  
FG Pct: 37.3  
3FG Pct: 38.1  
FT Pct: 72.7

Rebounds/game: 2.9  
Assists/game: 0.6  
Turnovers/game: 1.2  
Assist/turnover ratio: 0.5  
Steals/game: 0.3  
Blocks/game: 0.4

## CAREER STATS

Season	gp-gs	min/avg	Total fg-fga	pct	3-Point fg-fga	pct	F-Throws ft-fta	pct	Rebounds off	def	tot	avg	pf	fo	ast	to	blk	stl	Scoring pts	avg
2017-18	10-10	307/30.7	28-75	.373	24-63	.381	8-11	.727	4	25	29	2.9	16	0	6	12	4	3	88	8.8
TOTAL	10-10	307/30.7	28-75	.373	24-63	.381	8-11	.727	4	25	29	2.9	16	0	6	12	4	3	88	8.8





SEASON HIGH	CATEGORY	CAREER HIGH
3, vs. Findlay, 11/18/2017	Minutes	3, vs. Findlay, 11/18/2017
	Points	
	Rebounds	
	Assists	
	Steals	
	Blocks	
	FG Made	
	FG Attempts	
	3-PT Made	
	3-PT Attempts	
	FT Made	
	FT Attempts	

## CAREER NOTES

- Transferred in for the 2017-18 season
- Majoring in General Studies

## PRIOR TO FORT WAYNE

- Played two seasons of golf while at Grace (IN)

## ABOUT FORT WAYNE, INDIANA

- Incorporated on February 22, 1840, and is the second largest city in the state. The nickname, The Summit City, is due to its location at the zenith of the locks on the canal
- Also home to the ECHL's Fort Wayne Komets, the Midwest League's Fort Wayne TinCaps, and the NBA G League's Fort Wayne Mad Ants
- Original home to the Fort Wayne Pistons, before moving to Detroit. Was also home to the Fort Wayne Daisies of the All-American Girls Professional Baseball League

## ABOUT NORTHROP HIGH SCHOOL

- Notable alumni include actor Dan Butler, MLB manager for the Seattle Mariners Eric Wedge, and NBA basketball player Walter Jordan

## SEASON STATS

Opponent	Date	gs	min	Total fg-fga	pct	3-Pointers 3fg-fga	pct	Free throws ft-fta	pct	Rebounds off def tot	avg	pf	a	t/o	blk	stl	pts	avg
at Illinois	11/10/17	dnp	-	-	-	-	-	-	-	-	-	-	-	-	-	-	-	-
LOYOLA-CHICAGO	11/12/17	dnp	-	-	-	-	-	-	-	-	-	-	-	-	-	-	-	-
at Belmont	11/15/17	dnp	-	-	-	-	-	-	-	-	-	-	-	-	-	-	-	-
FINDLAY	11/18/17	3	0-0	.000	0-0	.000	0-0	.000	0	0	0	0.0	0	0	0	0	0	0.0
UIC	11/21/17	dnp	-	-	-	-	-	-	-	-	-	-	-	-	-	-	-	-
QUINCY	11/25/17	dnp	-	-	-	-	-	-	-	-	-	-	-	-	-	-	-	-
at Xavier	11/29/17	dnp	-	-	-	-	-	-	-	-	-	-	-	-	-	-	-	-
at Coastal Carolina	12/04/17	dnp	-	-	-	-	-	-	-	-	-	-	-	-	-	-	-	-
EASTERN ILLINOIS	12/08/17	dnp	-	-	-	-	-	-	-	-	-	-	-	-	-	-	-	-
MILWAUKEE	12/10/17	dnp	-	-	-	-	-	-	-	-	-	-	-	-	-	-	-	-
Totals		0	3	0-0	.000	0-0	.000	0-0	.000	0	0	0	0.0	0	0	0	0	0.0

Games played: 1  
Minutes/game: 3.0

## CAREER STATS

Season	gp-gs	min/avg	Total fg-fga	pct	3-Point fg-fga	pct	F-Throws ft-fta	pct	Rebounds off def tot	avg	pf	fo	ast	to	blk	stl	Scoring pts	avg
2017-18	1-0	3/3.0	0-0	.000	0-0	.000	0-0	.000	0	0	0	0.0	0	0	0	0	0	0.0
TOTAL	1-0	3/3.0	0-0	.000	0-0	.000	0-0	.000	0	0	0	0.0	0	0	0	0	0	0.0

# FORT WAYNE SEASON STATS

RECORD:	OVERALL	HOME	AWAY	NEUTRAL
ALL GAMES	3-7	3-3	0-4	0-0
CONFERENCE	0-0	0-0	0-0	0-0
NON-CONFERENCE	3-7	3-3	0-4	0-0

#	Player	gp-gs	min	avg	Total		3-Point		F-Throw		Rebounds				pf	dq	a	to	blk	stl	pts	avg
					fg-fga	fg%	3fg-fga	3fg%	ft-fga	ft%	off	def	tot	avg								
00	Jaelencia Williams	10-8	200	20.0	37-81	.457	0-0	.000	14-21	.667	24	34	58	5.8	17	0	2	14	10	4	88	8.8
03	KeShyra McCarver	10-1	164	16.4	17-44	.386	7-18	.389	15-16	.938	15	10	25	2.5	34	1	9	13	1	6	56	5.6
05	Hannah Hess	9-0	123	13.7	15-37	.405	6-24	.250	0-0	.000	0	7	7	0.8	5	0	7	9	1	4	36	4.0
10	Hannah Albrecht	10-10	308	30.8	28-59	.475	8-17	.471	15-18	.833	1	25	26	2.6	17	0	23	24	2	10	79	7.9
12	Anna Lappenküper	10-10	339	33.9	32-78	.410	7-20	.350	18-23	.783	13	13	26	2.6	28	0	30	23	1	8	89	8.9
13	De'Jour Young	9-9	302	33.6	37-94	.394	4-18	.222	25-35	.714	26	25	51	5.7	15	0	19	28	5	13	103	11.4
21	Emma Tuominen	10-0	74	7.4	4-10	.400	1-4	.250	6-7	.857	5	10	15	1.5	3	0	1	6	1	2	15	1.5
23	Peyton Fallis	7-0	59	8.4	3-13	.231	0-4	.000	3-7	.429	2	3	5	0.7	8	0	3	9	0	2	9	1.3
30	Diamond Williams	10-2	145	14.5	16-37	.432	0-0	.000	4-11	.364	16	25	41	4.1	18	1	1	9	5	5	36	3.6
31	Sofia Rajala	1-0	1	1.0	0-1	.000	0-1	.000	0-0	.000	0	0	0	0.0	0	0	0	0	0	0	0	0.0
32	Kierstyn Repp	10-10	307	30.7	28-75	.373	24-63	.381	8-11	.727	4	25	29	2.9	16	0	6	12	4	3	88	8.8
33	Stevie Luebbert	1-0	3	3.0	0-0	.000	0-0	.000	0-0	.000	0	0	0	0.0	0	0	0	0	0	0	0	0.0
Team											18	20	38				14					
Total.....		10	2025		217-529	.410	57-169	.337	108-149	.725	124	197	321	32.1	161	2	101	161	30	57	599	59.9
Opponents.....		10	2025		257-574	.448	58-175	.331	116-159	.730	131	191	322	32.2	164	-	128	129	27	68	688	68.8

TEAM STATISTICS	FW	OPP
SCORING	599	688
Points per game	59.9	68.8
Scoring margin	-8.9	-
FIELD GOALS-ATT	217-529	257-574
Field goal pct	.410	.448
3 POINT FG-ATT	57-169	58-175
3-point FG pct	.337	.331
3-pt FG made per game	5.7	5.8
FREE THROWS-ATT	108-149	116-159
Free throw pct	.725	.730
F-Throws made per game	10.8	11.6
REBOUNDS	321	322
Rebounds per game	32.1	32.2
Rebounding margin	-0.1	-
ASSISTS	101	128
Assists per game	10.1	12.8
TURNOVERS	161	129
Turnovers per game	16.1	12.9
Turnover margin	-3.2	-
Assist/turnover ratio	0.6	1.0
STEALS	57	68
Steals per game	5.7	6.8
BLOCKS	30	27
Blocks per game	3.0	2.7
ATTENDANCE	4013	2528
Home games-Avg/Game	6-669	4-632
Neutral site-Avg/Game	-	0-0

Date	Opponent		Score	Att.
11/10/17	at Illinois	L	50-64	1148
11/12/17	LOYOLA-CHICAGO	W	79-70	637
11/15/17	at Belmont	L	42-74	496
11/18/17	FINDLAY	L	55-75	538
11/21/17	UIC	L	51-67	1289
11/25/17	QUINCY	W	73-72	460
11/29/17	at Xavier	L	50-62	612
12/04/17	at Coastal Carolina	Lot	58-67	272
12/08/17	EASTERN ILLINOIS	W	93-77	502
12/10/17	MILWAUKEE	L	48-60	587

\* - Conference game

Score by Periods	1st	2nd	3rd	4th	OT	Totals
Fort Wayne	138	136	156	167	2	599
Opponents	164	169	170	174	11	688



## TV/RADIO ROSTER



**#00 JAELENCIA WILLIAMS**  
5-8 | Guard | So.  
Indianapolis, Ind.



**#3 Keshyra McCARVER**  
5-10 | Forward | Sr.  
Toledo, Ohio



**#5 HANNAH HESS**  
5-9 | Guard | R-Fr.  
Oregon, Ohio



**#10 HANNAH ALBRECHT**  
5-9 | Guard | So.  
Oregon



**#12 ANNA LAPPENKÜPER**  
5-8 | Guard | Jr.  
Herne, Germany



**#13 De'JOUR YOUNG**  
5-7 | Guard | Jr.  
Fort Wayne, Indiana



**#14 Sh'TOYA SANDERS**  
6-2 | Forward | Sr.  
Fort Wayne, Ind.



**#21 EMMA TUOMINEN**  
6-0 | Forward | So.  
Lahti, Finland



**#23 PEYTON FALLIS**  
5-10 | Guard | Jr.  
Indianapolis, Indiana



**#30 DIAMOND WILLIAMS**  
5-10 | Guard | Jr.  
Indianapolis, Indiana



**#31 SOFIA RAJALA**  
5-8 | Guard | Sr.  
Helsinki, Finland



**#32 KIERSTYN REPP**  
6-0 | Forward | So.  
Archbold, Ohio



**#33 STEVIE LUEBBERT**  
6-0 | Forward | So.  
Archbold, Ohio

## PRONUNCIATIONS

#00 - Jalencia - JUH-len-see-uh

#3 - KeShyra - Key-Shy-RUH

#12 - Anna Lappenküper - AHH-nuh LAH-pen-cooper

#13 - De'Jour - D-zuhr

#14 Sh'Toya - SHU-toy-yuh

#21 - Tuominen - too-oh-MEH-nen

#23 - Fallis - Fau-liss

#31 - Rajala - RUH-jah-Luh

#32 - Repp - Rep

Niecee - KNEE-see

Seibert - sigh-BURT



**NIECEE NELSON**  
Head Coach  
Head Coach (2nd Season)  
Concordia Portland '02



**TY SHAW**  
Assistant Coach  
Albertson '02



**MARCIE ALBERTS**  
Assistant Coach  
Ohio State '97



**CAROL DUNCAN**  
Assistant Coach  
Purdue '06



**HALEY SEIBERT**  
Director of Operations  
IPFW '15





# FORT WAYNE MASTODONS

Overall	League	Non-League	Home	Away	Neutral
3-7	0-0	3-7	3-3	0-4	0-0

**Head Coach:** Niecee Nelson  
**Alma Mater:** Concordia (OR) '02  
**Record at Fort Wayne:** 8-31 (1 year)  
**42nd Season in Program History**  
**All-Time Record:** 464-635

**Assistant Coaches:** Marcie Alberts,  
 Carol Duncan and Ty Shaw  
**Team Captains:** KeShyra McCarver and  
 De'Jour Young



**00 • JAELENCIA WILLIAMS • (JUH-len-see-uh) • C • Fr. • 6-2 • Indianapolis, Ind. • Southport H.S.**

Season	GP	GS	MPG	Pts	PPG	RPG	Ast	Blk	Stl	FG%	3FG%	FT%
	10	8	20.0	88	8.8	5.80	2	10	4	.457	.000	.667
Career	GP	GS	MPG	Pts	PPG	RPG	Ast	Blk	Stl	FG%	3FG%	FT%
	10	8	20.0	88	8.8	5.80	2	10	4	.457	.000	.667

Season High	Pts	Reb	Ast	Bik	FG	3FG	FT
13 vs UIC, 11/21/17	13	13	13	13	11/21/17		
10 at Illinois, 11/10/17	10	10	10	10	11/10/17		
10 vs Quincy, 11/25/17	10	10	10	10	11/25/17		
2, two times	2	2	2	2	2 times		
3 vs Loyola-Chicago, 11/12/17	3	3	3	3	11/12/17		
6 vs Findlay, 11/18/17	6	6	6	6	11/18/17		
4 at Belmont, 11/15/17	4	4	4	4	11/15/17		

Career High	Pts	Reb	Ast	Bik	FG	3FG	FT
13 vs UIC, 11/21/17	13	13	13	13	11/21/17		
10 at Illinois, 11/10/17	10	10	10	10	11/10/17		
10 vs Quincy, 11/25/17	10	10	10	10	11/25/17		
2, two times	2	2	2	2	2 times		
3 vs Loyola-Chicago, 11/12/17	3	3	3	3	11/12/17		
6 vs Findlay, 11/18/17	6	6	6	6	11/18/17		
4 at Belmont, 11/15/17	4	4	4	4	11/15/17		

Career Notes
10-point games.....5
5-point games.....8
10-rebound games.....1
5-rebound games.....7
Games with a block.....6



**3 • KeSHYRA MCCARVER • (Key-Shy-Ruh) • F • Sr. • 5-10 • Toledo, Ohio • Whitmer H.S.**

Season	GP	GS	MPG	Pts	PPG	RPG	Ast	Bik	Stl	FG%	3FG%	FT%
	10	1	16.4	56	5.6	2.50	9	1	6	.386	.389	.938
Career	GP	GS	MPG	Pts	PPG	RPG	Ast	Bik	Stl	FG%	3FG%	FT%
	95	41	18.7	494	5.2	3.13	78	11	59	.336	.311	.743

Season High	Pts	Reb	Ast	Bik	FG	3FG	FT
12 vs Loyola-Chicago, 11/12/17	12	12	12	12	11/12/17		
6 at Xavier, 11/29/17	6	6	6	6	11/29/17		
2 vs Quincy, 11/25/17	2	2	2	2	11/25/17		
1 vs Eastern Illinois, 12/8/17	1	1	1	1	12/8/17		
2, two times	2	2	2	2	2 times		
7 vs Loyola-Chicago, 11/12/17	7	7	7	7	11/12/17		
7 vs Loyola-Chicago, 11/12/17	7	7	7	7	11/12/17		

Career Notes
Double-Double.....1
20-point games.....3
10-point games.....12
10-rebound games.....1
5-rebound games.....23
3-steal games.....4



**5 • HANNAH HESS • G • So. • 5-9 • Oregon, Ohio • Clay H.S.**

Season	GP	GS	MPG	Pts	PPG	RPG	Ast	Bk	Stl	FG%	3FG%	FT%
	9	0	13.7	36	4.0	0.78	7	1	4	.405	.250	.000
Career	GP	GS	MPG	Pts	PPG	RPG	Ast	Bk	Stl	FG%	3FG%	FT%
	9	0	13.7	36	4.0	0.78	7	1	4	.405	.250	.000

Season High	Pts	Reb	Ast	Bik	FG	3FG	FT
11 at Coastal Carolina, 12/4/17	11	11	11	11	12/4/17		
3 vs Quincy, 11/25/17	3	3	3	3	11/25/17		
2, two times	2	2	2	2	2 times		
2 at Coastal Carolina, 12/4/17	2	2	2	2	12/4/17		
4, two times	4	4	4	4	2 times		
3 at Coastal Carolina, 12/4/17	3	3	3	3	12/4/17		
FT	FT	FT	FT	FT	FT		

Career Notes
10-point games.....2
5-point games.....4
3-three's games.....1
Missed all of 2016-17 season due to injury.



**10 • HANNAH ALBRECHT • G • Fr. • 5-7 • Crown Point, Ind. • Saint Joseph's (IN)**

Season	GP	GS	MPG	Pts	PPG	RPG	Ast	Bk	Stl	FG%	3FG%	FT%
	10	10	30.8	79	7.9	2.60	23	2	10	.475	.471	.833
Career	GP	GS	MPG	Pts	PPG	RPG	Ast	Bk	Stl	FG%	3FG%	FT%
	10	10	30.8	79	7.9	2.60	23	2	10	.475	.471	.833

Season High	Pts	Reb	Ast	Bik	FG	3FG	FT
18 vs Eastern Illinois, 12/8/17	18	18	18	18	12/8/17		
6 at Belmont, 11/15/17	6	6	6	6	11/15/17		
6 at Coastal Carolina, 12/4/17	6	6	6	6	12/4/17		
3 vs UIC, 11/21/17	3	3	3	3	11/21/17		
6 vs Eastern Illinois, 12/8/17	6	6	6	6	12/8/17		
3 vs Loyola-Chicago, 11/12/17	3	3	3	3	11/12/17		
4 vs Eastern Illinois, 12/8/17	4	4	4	4	12/8/17		

Career Notes
10-point games.....2
5-point games.....5
3-three's games.....1
5-rebound games.....2
5-assist games.....1
3-steal games.....1




**12 • ANNA LAPPENKUPER • (AHH-nuh LAH-pen-cooper) • G • So. • 5-8 • Herne, Germany • Otto Hahn Gymnasium**

Season	GP	GS	MPG	Pts	PPG	RPG	Ast	Blk	Stl	FG%	3FG%	FT%
	10	10	33.9	89	8.9	2.60	30	1	8	.410	.350	.783
Career	GP	GS	MPG	Pts	PPG	RPG	Ast	Blk	Stl	FG%	3FG%	FT%
	39	34	31.5	282	7.2	2.56	76	3	34	.377	.263	.737

Season High	Pts	Reb	Ast	Bik	FG	3FG	FT
19 at Xavier, 11/29/17	19	19	19	19	11/29/17		
6 at Illinois, 11/10/17	6	6	6	6	11/10/17		
7 vs Eastern Illinois, 12/8/17	7	7	7	7	12/8/17		
2, two times	2	2	2	2	2 times		
7 at Xavier, 11/29/17	7	7	7	7	11/29/17		
3 vs Quincy, 11/25/17	3	3	3	3	11/25/17		
8 vs Loyola-Chicago, 11/12/17	8	8	8	8	11/12/17		

Career Notes
10-point games.....14
5-point games.....27
5-rebound games.....5
5-assist games.....5
3-three's games.....2
3-steal games.....2




**13 • De'JOUR YOUNG • (D-zhur) • G • Jr. • 5-7 • Fort Wayne, Ind. • Concordia Lutheran H.S.**

Season	GP	GS	MPG	Pts	PPG	RPG	Ast	Blk	Stl	FG%	3FG%	FT%
	9	9	33.6	103	11.4	5.67	19	5	13	.394	.222	.714
Career	GP	GS	MPG	Pts	PPG	RPG	Ast	Blk	Stl	FG%	3FG%	FT%
	68	59	27.9	660	9.7	4.63	112	19	73	.407	.242	.773

Season High	Pts	Reb	Ast	Bik	FG	3FG	FT
23 vs Eastern Illinois, 12/8/17	23	23	23	23	12/8/17		
8, two times	8	8	8	8	2 times		
4, two times	4	4	4	4	2 times		
3 vs Milwaukee, 12/10/17	3	3	3	3	12/10/17		
9 vs Eastern Illinois, 12/8/17	9	9	9	9	12/8/17		
2 vs Loyola-Chicago, 11/12/17	2	2	2	2	11/12/17		
6 vs Milwaukee, 12/10/17	6	6	6	6	12/10/17		

Career Notes
Double-Double.....3
20-point games.....3
10-point games.....30
10-rebound games.....4
5-assist games.....3
5-5-5 games.....3




**14 • Sh'TOYA SANDERS • (SHU-toy-yuh) • F • Jr. • 6-0 • Fort Wayne, Ind. • Chicago State**

Season	GP	GS	MPG	Pts	PPG	RPG	Ast	Bik	Stl	FG%	3FG%	FT%
Career	GP	GS	MPG	Pts	PPG	RPG	Ast	Bik	Stl	FG%	3FG%	FT%

Season High	Pts	Reb	Ast	Bik	FG	3FG	FT
38 at Northern Illinois, 11/22/16	38	38	38	38	11/22/16		
23 at Northern Illinois, 11/22/16	23	23	23	23	11/22/16		
3, three times	3	3	3	3	3 times		
5, three times	5	5	5	5	3 times		
6, two times	6	6	6	6	2 times		
11 at Northern Illinois, 11/22/16	11	11	11	11	11/22/16		
15 at Northern Illinois, 11/22/16	15	15	15	15	11/22/16		

Career Notes
Will sit out the 2017-18 season due to NCAA transfer requirements.



**21 • EMMA TUOMINEN • (too-oh-MEH-nen) • G • Fr. • 5-8 • Lahti, Finland • Lahden Lyseo**

Season	GP	GS	MPG	Pts	PPG	RPG	Ast	Bik	Stl	FG%	3FG%	FT%
	10	0	7.4	15	1.5	1.50	1	1	2	.400	.250	.857
Career	GP	GS	MPG	Pts	PPG	RPG	Ast	Bik	Stl	FG%	3FG%	FT%
	10	0	7.4	15	1.5	1.50	1	1	2	.400	.250	.857

Season High	Pts	Reb	Ast	Bik	FG	3FG	FT
5, two times	5	5	5	5	2 times		
5, two times	5	5	5	5	2 times		
1 vs UIC, 11/21/17	1	1	1	1	11/21/17		
1 at Belmont, 11/15/17	1	1	1	1	11/15/17		
2 at Belmont, 11/15/17	2	2	2	2	11/15/17		
1 at Belmont, 11/15/17	1	1	1	1	11/15/17		
3 vs Findlay, 11/18/17	3	3	3	3	11/18/17		

Career Notes
5-point games.....2
5-rebound games.....2



**23 • PEYTON FALLIS • (Fau-liss) • G • Jr. • 5-10 • Indianapolis, Ind. • Heritage Christian H.S.**

Season	GP	GS	MPG	Pts	PPG	RPG	Ast	Bk	Stl	FG%	3FG%	FT%
7	0	8.4	9	1.3	0.71	3	0	2	.231	.000	.429	
Career	GP	GS	MPG	Pts	PPG	RPG	Ast	Bk	Stl	FG%	3FG%	FT%
55	2	15.8	215	3.9	1.84	43	4	35	.273	.219	.623	


20

DIAMOND WILLIAMS

5' 5" 160 6' 2" Indianapolis, Ind. • Pro Davis H.S.

Season High	Pts	Reb	Ast	Bik	FG	3FG	FT
22 at Butler, 11/16/2016	22	22	22	22	11/16/2016		
5, three times	5	5	5	5	3 times		
3, three times	3	3	3	3	3 times		
3, two times	3	3	3	3	2 times		
7 at Butler, 11/16/2016	7	7	7	7	11/16/2016		
4 at Butler, 11/16/2016	4	4	4	4	11/16/2016		
5 at Illinois, 12/2/2016	5	5	5	5	12/2/2016		

Career Notes
20-point games.....1
10-point games.....7
5-point games.....17
5-rebound games.....3
3-steal games.....1
3-three's games.....3



**30 • DIAMOND WILLIAMS • F • Fr. • 6-2 • Indianapolis, Ind. • Ben Davis H.S.**

Season	GP	GS	MPG	Pts	PPG	RPG	Ast	Bk	Stl	FG%	3FG%	FT%
	10	2	14.5	36	3.6	4.10	1	5	5	.432	.000	.364
Career	GP	GS	MPG	Pts	PPG	RPG	Ast	Bk	Stl	FG%	3FG%	FT%
	10	2	14.5	36	3.6	4.10	1	5	5	.432	.000	.364

31 • SOFIA RAJALA • *(RUH-jah-Luh)* • F • Fr • 6-0 • Helsinki, Finland • Mäkelärintie Sports