



COASTAL CAROLINA

WOMEN'S BASKETBALL

SATURDAY, NOV. 26 at FORT WAYNE

2016-17 SCHEDULE/RESULTS

NOVEMBER (1-2)

11	at Clemson	L, 57-64
15	NORTH CAROLINA CENTRAL	W, 66-50
19	at Marshall	L, 66-84
26	at Fort Wayne	11:00 a.m. (ET)
30	CATAWBA	6:00 p.m. (ET)

DECEMBER (0-0)

2	PFEIFFER	7:00 p.m. (ET)
5	at Wofford	6:00 p.m. (ET)
12	SAINT FRANCIS (PA.)	7:00 p.m. (ET)
16	vs. South Carolina State ¹	TBA (ET)
20	at College of Charleston	4:00 p.m. (ET)
29	at Texas State *	7:00 p.m. (CT)
31	at UT Arlington *	3:00 p.m. (CT)

JANUARY (0-0)

5	LITTLE ROCK *	7:00 p.m. (ET)
7	ARKANSAS STATE *	1:00 p.m. (ET)
14	APPALACHIAN STATE *	1:00 p.m. (ET)
19	at Georgia Southern *	7:00 p.m. (ET)
21	at Georgia State *	Noon (ET)
26	UT ARLINGTON *	7:00 p.m. (ET)
28	TEXAS STATE *	1:00 p.m. (ET)

FEBRUARY (0-0)

2	at Arkansas State *	7:00 p.m. (CT)
4	at Little Rock *	4:00 p.m. (CT)
9	GEORGIA STATE *	7:00 p.m. (ET)
11	GEORGIA SOUTHERN *	1:00 p.m. (ET)
16	at South Alabama *	7:00 p.m. (CT)
18	at Troy *	2:00 p.m. (CT)
23	ULM *	7:00 p.m. (ET)
25	UL LAFAYETTE *	1:00 p.m. (ET)

MARCH (0-0)

4	at Appalachian State *	1:00 p.m. (ET)
7	First Round #	TBD
9	Quarterfinals #	TBD
11	Semifinals #	TBD
12	Championship #	TBD

Home games in **BOLD CAPS**

¹ - CresCom Bank Carolinas Challenge
(Myrtle Beach Convention Center)

* - Sun Belt Conference Game

- Sun Belt Women's Basketball Championships
(New Orleans, La. | Lakefront Arena)

COASTAL CAROLINA UNIVERSITY ATHLETIC MEDIA RELATIONS

132 Chanticleer Dr. | Conway, S.C., 29526

Women's Basketball Contact

Chris Henry, Assistant Director for Media Relations

Email: chenry@coastal.edu

Office: 843-349-5069

Cell: 843-504-0888



**COASTAL CAROLINA
CHANTICLEERS**

1-2, 0-0 SUN BELT

**FORT WAYNE
MASTODONS**

1-4, 0-0 SUMMIT LEAGUE



GAME 4 • FORT WAYNE • ALLEN COUNTY WAR MEMORIAL

Media Information

Date / Time: Nov. 26 / 11 a.m.

Site: Fort Wayne, Ind. (Allen County War Memorial)

Video Broadcast: Mastodon All-Access

Audio Broadcast: Chanticleer Sports Network (Enoch Davis pxp)

Live Stats: GoCCUSports.com

Twitter: @CoastalWBB

Coastal vs. Fort Wayne

- Saturday's game is the fourth all-time meeting between the Chants and Mastodons.
- Fort Wayne claimed the first meeting in the 2005 Ball State Thanksgiving Tournament. Since then the teams have split the last two games, with the home side taking the win on each occasion.
- Coastal has four Indiana natives on its squad, though only three will be available for Saturday as Olivia Carlton is still recovering from an illness.

Last Time Out

- Coastal lost its second road game of the season, falling 84-66 at Marshall last Saturday.
- The Chants led three times in the opening half, but the Herd overtook the lead for good just over the midway point of the second quarter.
- Marshall's Kiana Evans scored 17 first half points, and finished with 23 for the game.
- Coastal was led for the third straight game by Rachael Gregory, who scored a career-best 21 points.
- Ced Gibson (14) and Kennedy Archer (11) also posted double-figure points.

Up Next

- Coastal returns to the HTC Center to host non-DI Catawba for a 6 p.m. game.
- The women's game is the first half of a Chanticleer basketball doubleheader. The men's side closes the night with an 8:30 game against Methodist.

SERIES HISTORY

OVERALL:	1-2
ALL GAMES AT COASTAL:	1-0
ALL GAMES AT FORT WAYNE:	0-1
NEUTRAL SITE:	0-1
JAIDA WILLIAMS VS. MARSHALL:	0-1
LAST 10:	1-2
STREAK:	W1

LAST 10 SERIES MEETINGS

2006-07	Neutral	L	49-60
2012-13	Away	L	46-51
2014-15	Home	W	90-63

2016-17 STATISTICAL COMPARISON

	CCU	FW
OVERALL RECORD	1-2	1-4
CONFERENCE RECORD	0-0	0-0
SCORING OFFENSE	63.0	66.2
SCORING DEFENSE	66.0	75.0
SCORING MARGIN	-3.0	-8.8
FG PERCENTAGE	.365	.410
FG PERCENTAGE DEFENSE	.347	.469
3-PT FG PERCENTAGE	.261	.391
3-PT FG PCT DEFENSE	.316	.359
3-POINTERS PER GAME	4.0	5.0
FT PERCENTAGE	.684	.744
REBOUNDS PER GAME	44.3	31.4
REBOUND MARGIN	+1.7	-5.6
ASSISTS PER GAME	10.0	11.4
TURNOVERS PER GAME	20.0	15.6
TURNOVER MARGIN	-3.0	+0.4
STEALS PER GAME	9.3	7.6
BLOCKS PER GAME	3.7	1.8

COASTAL CAROLINA PROBABLE STARTERS

G	G	G	F	C
14	11	31	34	30
CED GIBSON SR • HIGH POINT, N.C.	KENNEDY ARCHER SO • INDIANAPOLIS, IND.	RACHAEL GREGORY GS • INDIANAPOLIS, IND.	ALEXIS ROBINSON SR • ST. LOUIS, MO.	NAHERIA HAMILTON FR • GOLDSBORO, N.C.
PPG	PPG	PPG	PPG	PPG
5.5	8.7	17.3	3.5	4.7
RPG	RPG	RPG	RPG	RPG
3.0	3.3	7.3	6.5	6.7
APG	APG	APG	APG	APG
4.00	1.00	1.33	1.00	0.00
SPG	SPG	SPG	SPG	SPG
2.50	1.33	1.33	0.50	0.33



2016-17 COASTAL CAROLINA WOMEN'S BASKETBALL

GAME 4 • FORT WAYNE • ALLEN COUNTY WAR MEMORIAL • NOV. 26



ROSTER BREAKDOWN

BY CLASS

GRADUATE STUDENTS (1)

Rachael Gregory

SENIORS (5)

Derriel Banyard
Olivia Carlton
Ced Gibson (RS)
Yasmin Miller
Alexis Robinson

JUNIORS (3)

Jas Adams
Kaydra Duckett
Josie Utley

SOPHOMORES (3)

Kennedy Archer
Breelyn Blanding
Jamie Williams

FRESHMEN (3)

Courtney Clasen (RS)
Naheria Hamilton
DJ Williams (RS)

BY STATE/COUNTRY

ARKANSAS (1)

Derriel Banyard

CALIFORNIA (1)

DJ Williams

CONNECTICUT (1)

Dionne Parker

FLORIDA (1)

Jamie Williams

ILLINOIS (1)

Patricia Albert

INDIANA (4)

Kennedy Archer
Olivia Carlton
Josie Utley
Rachael Gregory

INTERNATIONAL (1)

Yasmin Miller (Australia)

MISSOURI (1)

Alexis Robinson

NEW YORK (1)

Courtney Clasen

NORTH CAROLINA (3)

Jas Adams
Ced Gibson
Naheria Hamilton

SOUTH CAROLINA (2)

Breelyn Blanding
Kaydra Duckett

2016-17 NUMERICAL ROSTER

No.	Name	Yr.	Pos.	Ht.	Hometown/High School (Previous School)
1	Yasmin Miller	Sr.	F	6-1	Queensland, Australia/Northeast CC
2	Breelyn Blanding	So.	G	5-9	Columbia, S.C./Ridgeview HS
4	Derriel Banyard	Sr.	F	5-11	Little Rock, Ark./State Fair CC
10	Jas Adams	Jr.	G	5-7	Winston-Salem, N.C./Ronald W. Reagan HS
11	Kennedy Archer	So.	G	5-10	Indianapolis, Ind./Franklin Central HS
14	Ced Gibson	R-Sr.	G	5-7	High Point, N.C./St. John's
20	Olivia Carlton	Sr.	G	5-8	Granger, Ind./Penn HS
23	Kaydra Duckett **	Jr.	G	5-9	Columbia, S.C./South Carolina
25	Josie Utley	Jr.	G	5-9	Bloomington, Ind./Bloomington South HS
30	Naheria Hamilton	Fr.	C	6-4	Goldsboro, N.C./Eastern Wayne HS
31	Rachael Gregory	Grad.	G/F	5-11	Indianapolis, Ind./University at Buffalo
32	DJ Williams	R-Fr.	G	5-10	Moreno Valley, Calif./JW North HS
34	Alexis Robinson	Sr.	G/F	5-10	St. Louis, Mo./Moberly Area CC
40	Jamie Williams	So.	F	6-4	Coral Springs, Fla./Coral Springs Charter
54	Courtney Clasen	R-Fr.	G	5-9	Shoreham, N.Y./Shoreham-Wading River HS

2016-17 ALPHABETICAL ROSTER

No.	Name	Yr.	Pos.	Ht.	Hometown/High School (Previous School)
10	Jas Adams	Jr.	G	5-7	Winston-Salem, N.C./Ronald W. Reagan HS
11	Kennedy Archer	So.	G	5-10	Indianapolis, Ind./Franklin Central HS
4	Derriel Banyard	Sr.	F	5-11	Little Rock, Ark./State Fair CC
2	Breelyn Blanding	So.	G	5-9	Columbia, S.C./Ridgeview HS
20	Olivia Carlton	Sr.	G	5-8	Granger, Ind./Penn HS
54	Courtney Clasen	R-Fr.	G	5-9	Shoreham, N.Y./Shoreham-Wading River HS
23	Kaydra Duckett **	Jr.	G	5-9	Columbia, S.C./South Carolina
14	Ced Gibson	R-Sr.	G	5-7	High Point, N.C./St. John's
31	Rachael Gregory	Grad.	G/F	5-11	Indianapolis, Ind./University at Buffalo
30	Naheria Hamilton	Fr.	C	6-4	Goldsboro, N.C./Eastern Wayne HS
1	Yasmin Miller	Sr.	F	6-1	Queensland, Australia/Northeast CC
34	Alexis Robinson	Sr.	G/F	5-10	St. Louis, Mo./Moberly Area CC
25	Josie Utley	Jr.	G	5-9	Bloomington, Ind./Bloomington South HS
32	DJ Williams	R-Fr.	G	5-10	Moreno Valley, Calif./JW North HS
40	Jamie Williams	So.	F	6-4	Coral Springs, Fla./Coral Springs Charter

** - Will redshirt 2015-16 season

COACHES AND SUPPORT STAFF

Head Coach

Jaida Williams (Cal Poly Pomona, 2005) — Fourth Year at Coastal Carolina

Associate Head Coach

Heather Kearney (Slippery Rock, 1999) — Second Year at Coastal Carolina

Assistant Coach

Terry Primm (Palm Beach Atlantic, 1997) — Second Year at Coastal Carolina

Assistant Coach

Latisha Luckett (Central Michigan, 2009) — Second Year at Coastal Carolina

Director of Operations

Hallie King (Tennessee, 2013)

Video Coordinator

Nick Balestracci

Athletic Trainer

Sarah Armstrong Hicks (Appalachian State, 2014)

Speed, Strength and Conditioning

Sonya Woods (Winthrop, 2001)

PRONUNCIATION GUIDE

Chanticleers SHON-ti-cleers

Derriel Banyard DARE - e - elle

Jas Adams JAZZ

Naheria Hamilton Ny-EAR-eee-ah

Jaida Williams jay-dah



2016-17 COASTAL CAROLINA WOMEN'S BASKETBALL

GAME 4 • FORT WAYNE • ALLEN COUNTY WAR MEMORIAL • NOV. 26

Gregory Leading the Way

- Rachael Gregory has led Coastal in scoring in each of its first three games, and her scoring total has risen in each contest.
- Gregory scored 14 at Clemson to open the season, dropped 17 against NC Central and set a personal best with 21 points at Marshall.
- She's also been Coastal's most accurate shooter - going 50.0 percent (20-40) from the field - and active rebounder (7.3 rpg).

Gibson Makes Her Return

- Senior point guard Ced Gibson went down with an injury early in the second half of Coastal's opener at Clemson and, after being held out against NC Central, made her return at Marshall.
- She scored 14 points in her comeback, finishing 6-of-14 from the field with a pair of 3-pointers.
- With Gibson playing almost the entirety of the game (37 minutes) Coastal's team assists and steals were the highest of the season. She led the Chants in each category with four and five, respectively.

Home Court Advantage

- With Coastal's 66-50 win over NC Central in its home opener, Coastal is 5-1 in its last six overall games in the HTC Center dating back to Feb. 9 of the 2015-16 season.
- Additionally, Coastal has won its last six home non-conference games dating back to Dec. 4 of the 2014-15 season.
- Since the HTC Center opened in 2012, Coastal is 14-2 in non-conference home games.

Season Outlook

- The Chanticleers are returning the majority of last season's team.
- The 2016-17 roster features 13 returning student-athletes, including two starters, eight players that averaged over 10 minutes per game, and two returning redshirts.
- Of Coastal's newcomers, only freshman Naheria Hamilton will be eligible to play this season. Junior transfer Kaydra Duckett (South Carolina) will have to sit this season due to NCAA transfer policies.
- Coastal has previously faced 13 of the 21 opponents that are on this season's schedule. Coastal holds a combined 40-62 record against those teams.
- Besides the six Sun Belt teams Coastal has never faced (see note below), the Chants have never played Division II member Catawba.

Coastal Rising

- After 30 seasons as a member of the Big South Conference, the Chanticleers are beginning their first season of competition in the Sun Belt.
- Coastal has played five current Sun Belt member schools in the past: Appalachian State, Georgia Southern, Georgia State, UL Lafayette and South Alabama. CCU is a combined 3-10 in games against those schools, with the latest matchup occurring in the 2004-05 season against App State.
- The Chants will face the remaining Sun Belt members - Arkansas State, Little Rock, ULM, Texas State, Troy and UT Arlington - for the first time in program history this season.

2016-17 Sun Belt Preseason Poll

- Listed below are the results of the 2016-17 Sun Belt Conference preseason poll, as voted upon by the league's head coaches.
- Included are each team's total points in the polling with first-place votes in parentheses, as well as overall and conference records from the 2015-16 season.

Team - Points (1st Place Votes)	2015-16 Overall Record	2015-16 Sun Belt Record
1. Troy - 125 pts (3)	20-13	12-8
2. Little Rock - 121 pts (5)	20-13	16-4
3. UT Arlington - 118 pts (3)	15-16	10-10
4. South Alabama - 109 pts	15-15	11-9
5. UL Lafayette - 101 pts	25-10	13-7
6. Texas State - 81 pts	12-19	7-13
7. Arkansas State - 80 pts	27-6	19-1
8. Appalachian State - 64 pts (1)	10-20	7-13
9. Georgia State - 52 pts	10-19	5-15
10. Georgia Southern - 39 pts	7-22	4-16
11. Coastal Carolina - 26 pts	12-18	N/A
12. ULM - 20 pts	12-17	6-14



Williams is the sixth head coach in the 43-year history of Coastal Carolina women's basketball.

THE WILLIAMS FILE

EDUCATION

Cal Poly Pomona, 2005

COACHING EXPERIENCE

2005-06	Iowa (director of operations)
2006-08	South Florida (coaching assistant)
2008-11	UC Santa Barbara (assistant coach)
2012-13	Wake Forest (assistant coach)
2013-	Coastal Carolina (head coach)

THE WILLIAMS WORKSHEET

Year	Institution	Overall	Conf.
2013-14	Coastal Carolina	15-16	10-10
2014-15	Coastal Carolina	12-18	6-14
2015-16	Coastal Carolina	12-18	7-13
2016-17	Coastal Carolina	1-2	0-0
Total		40-53	23-37

WILLIAMS VS. 2016-17 OPPONENTS

Opponent	Career	Coastal Carolina
Appalachian State	0-0	0-0
Arkansas State	0-0	0-0
Catawba	0-0	0-0
Clemson	1-1	1-1
College of Charleston	0-1	0-1
Georgia Southern	0-0	0-0
Georgia State	0-0	0-0
IPFW	1-0	1-0
Little Rock	0-0	0-0
Marshall	0-2	0-2
NC Central	3-0	3-0
Pfeiffer	1-0	1-0
Saint Francis (Pa.)	0-2	0-2
South Alabama	0-0	0-0
South Carolina State	0-0	0-0
Texas State	0-0	0-0
Troy	0-0	0-0
UT Arlington	0-0	0-0
UL Lafayette	0-0	0-0
ULM	0-0	0-0
Wofford	1-0	1-0

* - Sun Belt Conference Opponent



2016-17 COASTAL CAROLINA WOMEN'S BASKETBALL

GAME 4 • FORT WAYNE • ALLEN COUNTY WAR MEMORIAL • NOV. 26

COASTAL CAROLINA 2016-17 SEASON HIGHS

INDIVIDUAL

Points.....	21 - Rachael Gregory (at Marshall, Nov. 19)
Field Goals Made.....	8 - Rachael Gregory (at Marshall, Nov. 19)
Field Goals Att.....	15 - Rachael Gregory (vs. NC Central, Nov. 15)
Field Goal Pct. (min. 5 att.).....	57.1 - Rachael Gregory (at Marshall, Nov. 19)
3-pt. Field Goals Made.....	2 - 3 Players
3-pt. Field Goals Att.....	6 - Ced Gibson (at Marshall, Nov. 19)
3-pt. Field Goal Pct. (min. 3 made).....	N/A
Free Throws Made.....	5 - Yasmin Miller (at Clemson/at Marshall)
Free Throws Att.....	9 - Rachael Gregory (at Marshall, Nov. 19)
Free Throw Pct. (min. 5 made).....	83.3 - Yasmin Miller (at Clemson, Nov. 11)
Rebounds.....	11 - Naheria Hamilton (vs. NC Central, Nov. 15)
Assists.....	4 - Ced Gibson (at Clemson/at Marshall)
Steals.....	5 - Ced Gibson (at Marshall, Nov. 19)
Blocked Shots.....	4 - Naheria Hamilton (vs. NC Central, Nov. 15)
Turnovers.....	5 - Jas Adams (at Clemson, Nov. 11)
Fouls.....	5 - Yasmin Miller (vs. NC Central, Nov. 15)
Minutes.....	37 - Ced Gibson (at Clemson, Nov. 11)

TEAM

Points.....	66 (vs. NC Central/at Marshall)
Field Goals Made.....	25 (vs. NC Central/at Marshall)
Field Goals Att.....	67 (at Clemson, Nov. 11)
Field Goal Pct.....	41.7 (at Marshall, Nov. 19)
3-pt. Field Goals Made.....	5 (vs. NC Central, Nov. 15)
3-pt. Field Goals Att.....	16 (at Clemson/at Marshall)
3-pt. Field Goal Pct.....	35.7 (vs. NC Central, Nov. 15)
Free Throws Made.....	16 (at Clemson, Nov. 11)
Free Throws Att.....	26 (at Clemson, Nov. 11)
Free Throw Pct. (min. 10 attempts).....	78.6 (vs. NC Central, Nov. 15)
Rebounds.....	55 (at Clemson, Nov. 11)
Assists.....	11 (at Marshall, Nov. 19)
Steals.....	11 (at Marshall, Nov. 19)
Blocked Shots.....	7 (vs. NC Central, Nov. 15)
Turnovers.....	21 (at Clemson, Nov. 11)
Fouls.....	26 (at Clemson, Nov. 11)

COASTAL STREAKS

Current Overall Streak.....	Lost 1
Current Home Streak.....	Won 2*
Current Road/Neutral Streak.....	Lost 4*
Last Win.....	Nov. 15 vs. NC Central (66-50)
Last Home Win.....	Nov. 15 vs. NC Central (66-50)
Last Road Win.....	Feb. 20 at Liberty (58-51)*
Last Loss.....	Nov. 19 at Marshall (66-84)
Last Home Loss.....	Feb. 27 vs. Gardner-Webb (51-61)*
Last Road Loss.....	Nov. 19 at Marshall (66-84)

* - Includes results from the 2015-16 season

2016-17 RECORD BY STARTING LINEUP

Record: 0-1	Record: 1-0	Record: 0-1
1. Gibson (g)	1. Blanding (g)	1. Gibson (g)
2. Archer (g)	2. DJ Williams (g)	2. Archer (g)
3. Gregory (g)	3. Archer (g)	3. Gregory (g)
4. Robinson (f)	4. Gregory (f)	4. Miller (f)
5. Hamilton (c)	5. Miller (f)	5. Hamilton (c)
Last used: at Clemson (Nov. 11)	Last used: vs. NC Central (Nov. 15)	Last used: at Marshall (Nov. 19)

2016-17 DOUBLE-DOUBLES

Naheria Hamilton

10 pts, 11 reb (vs. NC Central, Nov. 15)

2016-17 SUN BELT STANDINGS

	Overall	Sun Belt
1. UT Arlington	3-0	0-0
2. UL Lafayette	1-0	0-0
3. Appalachian State	2-2	0-0
4. Georgia Southern	2-2	0-0
5. Georgia State	2-2	0-0
6. South Alabama	2-2	0-0
7. Texas State	2-2	0-0
8. Troy	1-1	0-0
9. Coastal Carolina	1-2	0-0
10. Little Rock	1-3	0-0
11. ULM	1-3	0-0
12. Arkansas State	0-3	0-0

- As of Nov. 18



2016-17 SUN BELT RANKINGS

Scoring Offense	6th	63.0
Scoring Defense	8th	66.0
Scoring Margin	7th	-3.0
Free Throw Pct	9th	.684
FG Pct	7th	.365
FG Pct Def	3rd	.347
3pt FG Pct	8th	.261
3pt FG Def	7th	.316
Rebound Off	3rd	44.3
Rebound Def	8th	42.7
Rebound Margin	6th	+1.7
Blocks	3rd	3.7
Assists	8th	10.0
Steals	5th	9.3
Turnover Margin	10th	-3.0



2016-17 COASTAL CAROLINA WOMEN'S BASKETBALL

GAME 4 • FORT WAYNE • ALLEN COUNTY WAR MEMORIAL • NOV. 26

LAST TIME OUT - AT MARSHALL (Nov. 19)



Official Basketball Box Score -- Game Totals -- Final Statistics
Coastal Carolina vs Marshall University
11/19/16 1:00 PM at Huntington, West Virginia



Coastal Carolina 66 • 1-2

#	Player	Total			3-Ptr			Rebounds			PF	TP	A	TO	Blk	Stl	Min
		FG	FGA	FT	FG	FGA	FTA	Off	Def	Tot							
01	Miller, Yasmin	3	7	0	1	3	4	0	5	5	3	9	1	2	0	1	31
31	Gregory, Rachael	8	14	0	2	5	9	4	0	4	1	21	2	3	0	2	30
30	Hamilton, Naheria	2	8	0	0	0	0	1	4	5	1	4	0	3	1	1	17
11	Archer, Kennedy	4	8	1	2	2	2	0	4	4	3	11	1	1	0	1	29
14	Gibson, Ced	6	14	2	6	0	0	0	3	3	2	14	4	2	0	5	37
02	Blanding, Breelyn	0	0	0	0	0	0	0	0	0	1	0	0	1	0	0	3
10	Adams, Jas	1	6	1	3	0	0	2	1	3	1	3	1	3	0	0	12
25	Utley, Josie	0	0	0	0	0	0	0	0	0	0	0	1	1	0	0	6
40	Williams, Jamie	0	0	0	0	0	0	0	1	1	2	0	0	2	0	0	17
54	Clasen, Courtney	1	3	0	2	2	2	1	0	1	4	4	1	1	0	1	18
Team								2	2	4							
Totals		25	60	4	16	12	17	10	20	30	18	66	11	19	1	11	200

1st - FG %: 7-12 58.3% 2nd: 7-16 43.8% 3rd: 4-15 26.7% 4th: 7-17 41.2% Game: 25-60 41.7% Deadball
3FG %: 1-4 25.0% 2-6 33.3% 0-2 0.0% 1-4 25.0% 4-16 25.0% Rebounds
FT %: 5-6 83.3% 1-1 100.0% 4-6 66.7% 2-4 50.0% 12-17 70.6% 4

Marshall University 84 • 3-0

#	Player	Total			3-Ptr			Rebounds			PF	TP	A	TO	Blk	Stl	Min
		FG	FGA	FT	FG	FGA	FTA	Off	Def	Tot							
00	HAMILTON, Talequia	3	8	0	0	2	2	1	1	2	2	8	1	2	0	1	16
04	BROOKS, Khadajia	4	8	1	3	1	2	2	5	7	1	10	2	0	1	1	29
05	AKERS, McKenzie	1	3	1	3	0	0	1	1	2	3	3	1	1	0	0	17
14	GORE, Shayna	5	7	1	3	3	4	0	0	0	2	14	4	3	0	1	33
22	EVANS, Kiana	8	17	4	7	3	3	1	6	7	2	23	1	3	0	2	34
02	FRALEY, Logan	0	1	0	1	0	0	0	0	0	0	0	0	0	0	0	5
03	ALEXANDER, Asheika	1	2	0	0	3	6	1	1	2	4	5	0	1	0	3	12
10	SAINTIGENE, Ashley	4	9	0	0	0	0	5	3	8	2	8	1	3	5	0	23
11	PORTER, Taylor	4	6	2	3	3	4	0	5	5	2	13	3	3	0	0	23
15	DRIVER, Tana	0	1	0	1	0	0	0	0	0	1	0	0	2	0	0	8
Team								3	4	7							
Totals		30	62	9	21	15	21	14	26	40	19	84	13	18	6	8	200

1st - FG %: 10-16 62.5% 2nd: 4-17 23.5% 3rd: 9-19 47.4% 4th: 7-10 70.0% Game: 30-62 48.4% Deadball
3FG %: 6-10 60.0% 0-4 0.0% 1-5 20.0% 2-2 100.0% 9-21 42.9% Rebounds
FT %: 1-1 100.0% 7-10 70.0% 0-0 0.0% 7-10 70.0% 15-21 71.4% 4

Officials: Sue Blauch, Jamie Broderick and Dawn Marsh
Technical fouls: Coastal Carolina-None. Marshall University-None.
Attendance: 1327

Score by periods	1st	2nd	3rd	4th	Total
Coastal Carolina	20	17	12	17	66
Marshall University	27	15	19	23	84

Points	In	Off	2nd	Fast
COASTA	22	19	8	2
MAR	26	18	9	10
				Bench
				26

Last FG - COASTAL 4th-00:29, MAR 4th-02:46.
Largest lead - COASTAL by 4 1st-04:45, MAR by 18 4th-00:06.
COASTAL led for 05:29, MAR led for 31:50. Game was tied for 02:11.

Score tied - 4 times.
Lead changed - 4 times.

Coastal Falls, 84-66, at Marshall

HUNTINGTON, W.Va. - Rachael Gregory's career high of 21 points was not enough as the Coastal Carolina women's basketball team fell 84-66 Saturday afternoon to Marshall at the Cam Henderson Center.

Coastal's second straight road loss drops the Chants to 1-2, while Marshall remains unbeaten to start the season at 3-0.

Gregory's previous best was 19 points at Gardner-Webb in the 2015-16 season. Her 8-of-14 shooting from the floor led the Chants, as did her four makes from the line.

Ced Gibson followed with 14 points on 6-of-14 from the floor with a pair of 3-pointers. Kennedy Archer added 11 points.

Kiana Evans scored 23 points to lead Marshall, which shot 48.4 percent from the field. Evans accounted for four of Marshall's nine 3-point makes, and was a perfect 3-of-3 from the line.

For the first time this season the Chants were bested on the boards as Marshall finished with 40 rebounds to Coastal's 30.

Coastal opened the game shooting 7-of-12 from the field in the first quarter, but was held off the board for the frame's final 2:27. Marshall countered with six 3-pointers, four of which came from Evans who also added a layup and a free throw to account for 15 of The Herd's 27 points.

The Chanticleer defense held Evans scoreless until the 4:25 mark of the second quarter, during which time Coastal briefly regained the lead following a 7-1 run. A layup by Gregory was bookended by a jumper and 3-pointer from Archer that put Coastal in front, 30-29, but Evans responded with a layup to give the lead back to Marshall. MU closed the remaining four minutes of the half with an 11-7 advantage to take a 42-37 lead into the locker room.

The scoring margin continued to widen over the course of the third as Coastal was held without a field goal for the final 4:45 of the quarter.

The Herd closed the game making seven of 10 attempts from the field in the fourth quarter, and shot 55.2 percent from the field overall in the second half.

Coastal has a week off over Thanksgiving before returning to the court for a road match at Fort Wayne on Nov. 26. Opening tip from the Allen County War Memorial is set for 11 a.m.

The Chants won their last matchup against the Mastodons in the 2014-15 season by a 90-63 score at the HTC Center.



2016-17 COASTAL CAROLINA WOMEN'S BASKETBALL

GAME 4 • FORT WAYNE • ALLEN COUNTY WAR MEMORIAL • NOV. 26

LAST TIME VS. FORT WAYNE (Nov. 25, 2014)



Official Basketball Box Score -- Game Totals -- Final Statistics
IPFW vs Coastal Carolina
 11/25/14 7:00 p.m. at The HTC Center - Conway, S.C.



IPFW 63 • 2-3

		Total		3-Ptr		Rebounds											
#	Player	FG-FGA	FG-FGA	FT-FTA	Off	Def	Tot	PF	TP	A	TO	Blk	Stl	Min			
15	Hillary Moore	f	0-2	0-0	4-4	1	3	4	3	4	0	0	0	1	17		
40	Keanna Gary	f	2-7	0-0	0-1	2	2	4	4	4	0	0	0	0	15		
10	Haley Seibert	g	3-9	1-5	8-8	0	0	0	2	15	2	4	0	0	36		
22	Mur Hagerman	g	0-2	0-1	1-3	1	1	2	2	1	1	0	0	0	15		
31	Rachel Rinehart	g	4-8	1-4	2-3	0	3	3	5	11	1	2	0	2	27		
02	KeShyra McCarver		3-8	2-4	1-2	0	5	5	5	9	1	0	0	0	20		
03	Courtney Ogle		0-3	0-2	0-1	1	2	3	2	0	0	1	0	0	23		
04	Kamilah Carter		4-13	1-4	1-3	0	0	0	3	10	0	1	0	0	20		
23	Brett Green		1-5	0-2	1-4	0	0	0	4	3	2	0	0	1	18		
32	Danielle Wilmoth		0-0	0-0	0-0	0	0	0	3	0	0	0	0	0	5		
33	Allyson Bunch		2-3	2-3	0-0	0	1	1	1	6	0	1	0	0	3		
42	Alexis Richards		0-0	0-0	0-0	0	1	1	1	0	0	0	0	0	1		
Team						3	0	3									
Totals			19-60	7-25	18-29	8	18	26	35	63	7	9	0	4	200		
FG % 1st Half: 10-26 38.5%		2nd half: 9-34 26.5%		Game: 19-60 31.7%		Deadball											
3FG % 1st Half: 4-9 44.4%		2nd half: 3-16 18.8%		Game: 7-25 28.0%		Rebounds											
FT % 1st Half: 10-17 58.8%		2nd half: 8-12 66.7%		Game: 18-29 62.1%		5											

Coastal Carolina 90 • 4-0

		Total		3-Ptr	Rebounds											
#	Player	FG-FA	FG-FA	FT-FTA	Off	Def	Tot	PF	TP	A	TO	Blk	Stl	Min		
34	ROBINSON, Alexis	f	3-5	0-0	10-14	4	10	14	4	16	0	2	1	0	30	
12	MIHOCIC, Alira	c	0-0	0-0	4-9	2	7	9	4	4	0	2	2	0	19	
01	JORDAN, AJ	g	9-19	0-1	3-4	0	6	6	2	21	4	2	0	1	35	
14	GIBSON, Ced	g	6-13	3-4	5-6	1	5	6	1	20	2	1	0	0	36	
23	ISAACS, Stephanie	g	2-3	0-1	3-4	1	0	1	4	7	2	3	0	2	26	
03	PARKER, Dionne		0-0	0-0	0-0	0	1	1	1	0	0	0	0	0	6	
10	ADAMS, Jas		2-2	0-0	3-4	0	2	2	4	7	1	1	0	0	13	
20	CARLTON, Olivia		0-1	0-1	0-0	0	0	0	1	0	0	2	0	0	9	
22	VOGT, Anna		3-9	0-2	9-10	5	4	9	4	15	0	0	2	0	26	
Team					2	3	5									
Totals			25-52	3-9	37-51	15	38	53	25	90	9	13	5	3	200	
FG % 1st Half: 17-32 53.1% 2nd half: 8-20 40.0% Game: 25-52 48.1% Deadball																
3FG % 1st Half: 3-8 37.5% 2nd half: 0-1 0.0% Game: 3-9 33.3% Rebounds																
FT % 1st Half: 10-14 71.4% 2nd half: 27-37 73.0% Game: 37-51 72.5% 8,1																

Officials: Roy Jackson, Tammie Smith, Leroy Thompson
 Technical fouls: IPFW-TEAM. Coastal Carolina-None.
 Attendance: 267
 2014-15 Game 4 vs. IPFW

Score by periods	1st	2nd	Total
IPFW	34	29	63
Coastal Carolina	47	43	90

Points	In Paint	Off T/O	2nd Chance	Fast Break	Bench
IPFW	18	8	8	2	28
COASTA	24	11	12	8	22

Last FG - IPFW 2nd-01:00, COASTAL 2nd-00:36.
 Largest lead - IPFW None, COASTAL by 28 2nd-02:39.
 IPFW led for 00:00. COASTAL led for 38:03. Game was tied for 01:57.

Score tied - 1 time.
 Lead changed - 0 times.

Jordan Tops 1,000 as Coastal Downs IPFW 90-63

CONWAY, S.C. - AJ Jordan's game-leading 21 points in the Chanticleers' 90-63 win over IPFW Tuesday night at The HTC Center bring her career total to 1,004, making her the 13th student-athlete in Coastal Carolina women's basketball history to score over 1,000 points in their career.

Tuesday's win puts the Chants at 4-0 on the season, marking just the fifth time in program history that Coastal has won each of its opening four games. IPFW, meanwhile, falls to 2-3.

Jordan finished 9-19 from the field and went 3-4 from the line, while grabbing six rebounds and leading all players with four assists.

Ced Gibson finished a close second in scoring, as the redshirt sophomore reached 20 points for the first time this season. Alexis Robinson's 16 points and Anna Vogt's 15 rounded out Coastal's double-digit scorers.

Robinson completed the game's only double-double by leading all players with 14 rebounds. Vogt and Alira Mihocic recorded nine boards apiece for the Chants.

As a team Coastal shot 48.1 percent from the field compared to IPFW's 31.7 percent. IPFW finished with 35 fouls on the night, allowing Coastal 53 attempts from the free throw line. The Chants hit 38 of those chances, accounting for 42 percent of their point total.

The Chants also held distinct advantages in rebounds (53-26), blocks (5-0) and points

in the paint (24-18).

Coastal came out hot in the first half, scoring the game's first 11 points while holding IPFW off the board until the 15:53 mark. After Jordan opened the scoring, a Mihocic steal led to a Gibson 3-pointer to give the Chants a quick 5-0 lead. Another IPFW turnover led to basket by Jordan, followed by two free throws from Robinson. Mihocic once again forced a turnover, and a long jumper from Jordan capped off Coastal's opening streak.

Courtney Ogle's 3-pointer finally put the Mastodons on the board, and sparked a 12-7 IPFW run over the next four minutes.

The Chants countered with an 18-6 run of their own that gave Coastal a 36-21 lead with 5:20 left in the first half. Stephanie Isaacs began the run with back-to-back layups, and Gibson added seven points during that stretch.

Coastal tacked on 11 more points before the end of the half, and looked to take a 16-point lead into the locker room. A buzzer-beating 3-pointer from Kamilah Carter, however, made the halftime score 47-34.

The Chants' lead was never in doubt in the second half, as Coastal converted 27 of its 37 free throw attempts. Only 16 of Coastal's 43 second-half points were scored from the field.



2016-17 COASTAL CAROLINA WOMEN'S BASKETBALL

GAME 4 • FORT WAYNE • ALLEN COUNTY WAR MEMORIAL • NOV. 26

COASTAL CAROLINA 2016-17 COMBINED STATISTICS



Coastal Carolina Women's Basketball
Coastal Carolina Combined Team Statistics (as of Nov 19, 2016)
All games



RECORD:	OVERALL	HOME	AWAY	NEUTRAL
ALL GAMES	1-2	1-0	0-2	0-0
CONFERENCE	0-0	0-0	0-0	0-0
NON-CONFERENCE	1-2	1-0	0-2	0-0

#	Player	gp-gs	min	avg	Total		3-Point		F-Throw		Rebounds								a	to	blk	stl	pts	avg
					fg-fga	fg%	3fg-fga	3fg%	ft-fa	ft%	off	def	tot	avg	pf	dq								
01	Miller, Yasmin	3-2	82	27.3	8-26	.308	1-7	.143	10-13	.769	6	13	19	6.3	10	1	3	12	2	3	27	9.0		
02	Blanding, Breelyn	3-1	32	10.7	2-7	.286	0-0	.000	0-0	.000	2	7	9	3.0	5	0	2	3	0	3	4	1.3		
10	Adams, Jas	3-0	62	20.7	10-27	.370	5-12	.417	4-4	1.000	4	3	7	2.3	6	0	5	12	0	5	29	9.7		
11	Archer, Kennedy	3-3	80	26.7	10-27	.370	2-7	.286	4-5	.800	5	5	10	3.3	8	0	3	4	1	4	26	8.7		
14	Gibson, Ced	2-2	69	34.5	7-23	.304	2-9	.222	3-4	.750	0	6	6	3.0	5	0	8	4	0	5	19	9.5		
25	Utley, Josie	3-0	18	6.0	1-2	.500	1-2	.500	0-0	.000	1	2	3	1.0	1	0	1	3	0	1	3	1.0		
30	Hamilton, Naheria	3-2	50	16.7	5-17	.294	0-0	.000	4-4	1.000	6	14	20	6.7	6	0	0	6	7	1	14	4.7		
31	Gregory, Rachael	3-3	99	33.0	20-40	.500	1-7	.143	11-21	.524	10	12	22	7.3	5	0	4	5	0	4	52	17.3		
32	Williams, DJ	1-1	5	5.0	0-0	.000	0-0	.000	0-0	.000	0	0	0	0.0	0	0	0	0	0	0	0	0.0		
34	Robinson, Alexis	2-1	39	19.5	3-14	.214	0-0	.000	1-3	.333	9	4	13	6.5	5	0	2	5	0	1	7	3.5		
40	Williams, Jamie	3-0	43	14.3	2-3	.667	0-0	.000	0-1	.000	2	4	6	2.0	3	0	1	2	1	0	4	1.3		
54	Clasen, Courtney	3-0	21	7.0	1-3	.333	0-2	.000	2-2	1.000	1	1	2	0.7	6	0	1	1	0	1	4	1.3		
	Team										11	5	16				3							
	Total.....	3	600		69-189	.365	12-46	.261	39-57	.684	57	76	133	44.3	60	1	30	60	11	28	189	63.0		
	Opponents.....	3	600		66-190	.347	18-57	.316	48-74	.649	58	70	128	42.7	54	0	34	51	12	26	198	66.0		

TEAM STATISTICS	COASTAL	OPP
SCORING	189	198
Points per game	63.0	66.0
Scoring margin	-3.0	-
FIELD GOALS-ATT	69-189	66-190
Field goal pct	.365	.347
3 POINT FG-ATT	12-46	18-57
3-point FG pct	.261	.316
3-pt FG made per game	4.0	6.0
FREE THROWS-ATT	39-57	48-74
Free throw pct	.684	.649
F-Throws made per game	13.0	16.0
REBOUNDS	133	128
Rebounds per game	44.3	42.7
Rebounding margin	+1.7	-
ASSISTS	30	34
Assists per game	10.0	11.3
TURNOVERS	60	51
Turnovers per game	20.0	17.0
Turnover margin	-3.0	-
Assist/turnover ratio	0.5	0.7
STEALS	28	26
Steals per game	9.3	8.7
BLOCKS	11	12
Blocks per game	3.7	4.0
ATTENDANCE	304	3569
Home games-Avg/Game	1-304	2-1784
Neutral site-Avg/Game	-	0-0

Date	Opponent		Score	Att.
11/11/16	at Clemson	L	57-64	2242
11/15/16	NORTH CAROLINA CENTR	W	66-50	304
11/19/16	at Marshall University	L	66-84	1327

* - Conference game

Score by Periods	1st	2nd	3rd	4th	Totals
Coastal Carolina	57	33	48	51	189
Opponents	53	48	42	55	198



2016-17 COASTAL CAROLINA WOMEN'S BASKETBALL

GAME 4 • FORT WAYNE • ALLEN COUNTY WAR MEMORIAL • NOV. 26

COASTAL CAROLINA 2016-17 POINTS - REBOUNDS - ASSISTS



Coastal Carolina Women's Basketball Coastal Carolina Points-Rebounds-Assists (as of Nov 19, 2016) All games



Opponent	Date	Score		01 MILLER,YAS	02 BLANDING,B	10 ADAMS,JAS	11 ARCHER,KEN	14 GIBSON,CED	25 UTLEY,JOSI	30 HAMILTON,N
at Clemson	11/11/16	57-64	L	7-8-0	0-6-2	14-3-1	8-4-0	5-3-4	0-0-0	0-4-0
NORTH CAROLINA CENTR	11/15/16	66-50	W	11-6-2	4-3-0	12-1-3	7-2-2	DNP	3-3-0	10-11-0
at Marshall University	11/19/16	66-84	L	9-5-1	0-0-0	3-3-1	11-4-1	14-3-4	0-0-1	4-5-0

Opponent	Date	Score		31 GREGORY,RA	32 WILLIAMS,D	34 ROBINSON,A	40 WILLIAMS,J	54 CLASEN,COU
at Clemson	11/11/16	57-64	L	14-9-1	DNP	5-7-0	4-4-1	0-1-0
NORTH CAROLINA CENTR	11/15/16	66-50	W	17-9-1	0-0-0	2-6-2	0-1-0	0-0-0
at Marshall University	11/19/16	66-84	L	21-4-2	DNP	DNP	0-1-0	4-1-1



2016-17 COASTAL CAROLINA WOMEN'S BASKETBALL

GAME 4 • FORT WAYNE • ALLEN COUNTY WAR MEMORIAL • NOV. 26

COASTAL CAROLINA 2016-17 GAME-BY-GAME



Coastal Carolina Women's Basketball Coastal Carolina Team Game-by-Game (as of Nov 19, 2016) All games



TEAM STATISTICS

Opponent	Date	Score		Total		3-Pointers		Free throws		Rebounds				pf	a	t/o	blk	stl	pts	avg
				fg-fga	pct	3fg-fga	pct	ft-fa	pct	off	def	tot	avg							
at Clemson	11/11/16	57-64	L	19-67	.284	3-16	.188	16-26	.615	28	27	55	55.0	26	9	21	3	8	57	57.0
NORTH CAROLINA CENT	11/15/16	66-50	W	25-62	.403	5-14	.357	11-14	.786	19	29	48	51.5	16	10	20	7	9	66	61.5
at Marshall University	11/19/16	66-84	L	25-60	.417	4-16	.250	12-17	.706	10	20	30	44.3	18	11	19	1	11	66	63.0
Coastal Carolina		189		69-189	.365	12-46	.261	39-57	.684	57	76	133	44.3	60	30	60	11	28	189	63.0
Opponents		198		66-190	.347	18-57	.316	48-74	.649	58	70	128	42.7	54	34	51	12	26	198	66.0

Games played: 3
Points/game: 63.0
FG Pct: 36.5
3FG Pct: 26.1
FT Pct: 68.4

Rebounds/game: 44.3
Assists/game: 10.0
Turnovers/game: 20.0
Assist/turnover ratio: 0.5
Steals/game: 9.3
Blocks/game: 3.7



2016-17 COASTAL CAROLINA WOMEN'S BASKETBALL

GAME 4 • FORT WAYNE • ALLEN COUNTY WAR MEMORIAL • NOV. 26

COASTAL CAROLINA BROADCAST NOTES



Coastal Carolina Women's Basketball

Overall: 1-2 Sun Belt: 0-0 Last 5: 1-2 Last 10: 1-2 Home: 1-0 Road: 0-2 Neutral: 0-0

1		<div>Yasmin Miller • Sr • F</div> <div>Queensland, Australia / Northeast CC</div> <table><tr><th>MIN</th><th>PTS</th><th>REB</th><th>STL</th><th>FG%</th><th>3FG%</th><th>FT%</th></tr><tr><td>27.3</td><td>9.0</td><td>6.3</td><td>1.00</td><td>.308</td><td>.143</td><td>.769</td></tr></table>	MIN	PTS	REB	STL	FG%	3FG%	FT%	27.3	9.0	6.3	1.00	.308	.143	.769	<div>Notes</div>	<div>CAREER HIGHS</div> <div>PTS: 21 (at Asheville - 2/6/16)</div> <div>REB: 11 (at Winthrop - 2/13/16)</div> <div>STL: 3 (vs. Radford - 2/1/16)</div> <div>AST: 4 (vs. Allen - 11/22/15)</div>
MIN	PTS	REB	STL	FG%	3FG%	FT%												
27.3	9.0	6.3	1.00	.308	.143	.769												
2		<div>Breelyn Blanding • So • G</div> <div>Columbia, S.C. / Ridgeview HS</div> <table><tr><th>MIN</th><th>PTS</th><th>REB</th><th>STL</th><th>FG%</th><th>3FG%</th><th>FT%</th></tr><tr><td>10.7</td><td>1.3</td><td>3.0</td><td>1.00</td><td>.286</td><td>.000</td><td>.000</td></tr></table>	MIN	PTS	REB	STL	FG%	3FG%	FT%	10.7	1.3	3.0	1.00	.286	.000	.000	<div>Notes</div>	<div>CAREER HIGHS</div> <div>PTS: 9 (vs. Liberty - 1/19/16)</div> <div>REB: 6 (at Campbell - 1/30/16)</div> <div>STL: 3 (at Longwood - 3/1/16)</div> <div>AST: 3 (vs. Liberty - 1/19/16)</div>
MIN	PTS	REB	STL	FG%	3FG%	FT%												
10.7	1.3	3.0	1.00	.286	.000	.000												
4		<div>Derriel Banyard • Sr • F</div> <div>Little Rock, Ark. / State Fair CC</div> <table><tr><th>MIN</th><th>PTS</th><th>REB</th><th>STL</th><th>FG%</th><th>3FG%</th><th>FT%</th></tr><tr><td>---</td><td>---</td><td>---</td><td>---</td><td>---</td><td>---</td><td>---</td></tr></table>	MIN	PTS	REB	STL	FG%	3FG%	FT%	---	---	---	---	---	---	---	<div>Notes</div>	<div>CAREER HIGHS</div> <div>PTS: 7 (vs. Warren Wilson - 12/9/15)</div> <div>REB: 7 (at Longwood - 3/1/16)</div> <div>STL: 2 (3 Times at Presbyterian - 1/23/16)</div> <div>AST: 2 (vs. High Point - 2/9/16)</div>
MIN	PTS	REB	STL	FG%	3FG%	FT%												
---	---	---	---	---	---	---												
10		<div>Jas Adams • Jr • G</div> <div>Winston-Salem, N.C. / Ronald W. Reagan HS</div> <table><tr><th>MIN</th><th>PTS</th><th>REB</th><th>STL</th><th>FG%</th><th>3FG%</th><th>FT%</th></tr><tr><td>20.7</td><td>9.7</td><td>2.3</td><td>1.67</td><td>.370</td><td>.417</td><td>1.000</td></tr></table>	MIN	PTS	REB	STL	FG%	3FG%	FT%	20.7	9.7	2.3	1.67	.370	.417	1.000	<div>Notes</div>	<div>CAREER HIGHS</div> <div>PTS: 23 (vs. Winthrop - 1/19/15)</div> <div>REB: 10 (3 Times vs. Allen - 11/22/15)</div> <div>STL: 5 (vs. Warren Wilson - 12/9/15)</div> <div>AST: 8 (vs. MACU - 11/13/15)</div>
MIN	PTS	REB	STL	FG%	3FG%	FT%												
20.7	9.7	2.3	1.67	.370	.417	1.000												
11		<div>Kennedy Archer • So • G</div> <div>Indianapolis, Ind. / Franklin Central HS</div> <table><tr><th>MIN</th><th>PTS</th><th>REB</th><th>STL</th><th>FG%</th><th>3FG%</th><th>FT%</th></tr><tr><td>26.7</td><td>8.7</td><td>3.3</td><td>1.33</td><td>.370</td><td>.286</td><td>.800</td></tr></table>	MIN	PTS	REB	STL	FG%	3FG%	FT%	26.7	8.7	3.3	1.33	.370	.286	.800	<div>Notes</div>	<div>CAREER HIGHS</div> <div>PTS: 14 (at Liberty - 2/20/16)</div> <div>REB: 6 (vs. Charleston Southern - 2/16/16)</div> <div>STL: 4 (vs. MACU - 11/13/15)</div> <div>AST: 5 (vs. Warren Wilson - 12/9/15)</div>
MIN	PTS	REB	STL	FG%	3FG%	FT%												
26.7	8.7	3.3	1.33	.370	.286	.800												
14		<div>Ced Gibson • Sr • G</div> <div>High Point, N.C. / St. John's</div> <table><tr><th>MIN</th><th>PTS</th><th>REB</th><th>STL</th><th>FG%</th><th>3FG%</th><th>FT%</th></tr><tr><td>34.5</td><td>9.5</td><td>3.0</td><td>2.50</td><td>.304</td><td>.222</td><td>.750</td></tr></table>	MIN	PTS	REB	STL	FG%	3FG%	FT%	34.5	9.5	3.0	2.50	.304	.222	.750	<div>Notes</div>	<div>CAREER HIGHS</div> <div>PTS: 26 (vs. Campbell - 3/10/16)</div> <div>REB: 8 (at Radford - 12/13/14)</div> <div>STL: 6 (at Radford - 12/29/15)</div> <div>AST: 9 (vs. NC Central - 12/17/14)</div>
MIN	PTS	REB	STL	FG%	3FG%	FT%												
34.5	9.5	3.0	2.50	.304	.222	.750												
20		<div>Olivia Carlton • Sr • G</div> <div>Granger, Ind. / Penn HS</div> <table><tr><th>MIN</th><th>PTS</th><th>REB</th><th>STL</th><th>FG%</th><th>3FG%</th><th>FT%</th></tr><tr><td>---</td><td>---</td><td>---</td><td>---</td><td>---</td><td>---</td><td>---</td></tr></table>	MIN	PTS	REB	STL	FG%	3FG%	FT%	---	---	---	---	---	---	---	<div>Notes</div>	<div>CAREER HIGHS</div> <div>PTS: 12 (vs. Longwood - 2/14/15)</div> <div>REB: 4 (vs. Brevard - 11/13/13)</div> <div>STL: 3 (vs. MACU - 11/13/15)</div> <div>AST: 4 (at Longwood - 12/28/13)</div>
MIN	PTS	REB	STL	FG%	3FG%	FT%												
---	---	---	---	---	---	---												
25		<div>Josie Utley • Jr • G</div> <div>Bloomington, Ind. / Bloomington South HS</div> <table><tr><th>MIN</th><th>PTS</th><th>REB</th><th>STL</th><th>FG%</th><th>3FG%</th><th>FT%</th></tr><tr><td>6.0</td><td>1.0</td><td>1.0</td><td>0.33</td><td>.500</td><td>.500</td><td>.000</td></tr></table>	MIN	PTS	REB	STL	FG%	3FG%	FT%	6.0	1.0	1.0	0.33	.500	.500	.000	<div>Notes</div>	<div>CAREER HIGHS</div> <div>PTS: 13 (vs. Winthrop - 3/5/16)</div> <div>REB: 12 (vs. Winthrop - 3/5/16)</div> <div>STL: 2 (vs. Presbyterian - 2/23/16)</div> <div>AST: 4 (vs. MACU - 11/13/15)</div>
MIN	PTS	REB	STL	FG%	3FG%	FT%												
6.0	1.0	1.0	0.33	.500	.500	.000												
30		<div>Naheria Hamilton • Fr • C</div> <div>Goldsboro, N.C. / Eastern Wayne HS</div> <table><tr><th>MIN</th><th>PTS</th><th>REB</th><th>STL</th><th>FG%</th><th>3FG%</th><th>FT%</th></tr><tr><td>16.7</td><td>4.7</td><td>6.7</td><td>0.33</td><td>.294</td><td>.000</td><td>1.000</td></tr></table>	MIN	PTS	REB	STL	FG%	3FG%	FT%	16.7	4.7	6.7	0.33	.294	.000	1.000	<div>Notes</div>	<div>CAREER HIGHS</div> <div>PTS: 10 (vs. NC Central - 11/15/16)</div> <div>REB: 11 (vs. NC Central - 11/15/16)</div> <div>STL: 1 (at Marshall - 11/19/16)</div> <div>AST:</div>
MIN	PTS	REB	STL	FG%	3FG%	FT%												
16.7	4.7	6.7	0.33	.294	.000	1.000												
31		<div>Rachael Gregory • GS • G/F</div> <div>Indianapolis, Ind. / University at Buffalo</div> <table><tr><th>MIN</th><th>PTS</th><th>REB</th><th>STL</th><th>FG%</th><th>3FG%</th><th>FT%</th></tr><tr><td>33.9</td><td>17.3</td><td>7.3</td><td>1.33</td><td>.500</td><td>.143</td><td>.524</td></tr></table>	MIN	PTS	REB	STL	FG%	3FG%	FT%	33.9	17.3	7.3	1.33	.500	.143	.524	<div>Notes</div>	<div>CAREER HIGHS</div> <div>PTS: 21 (at Marshall - 11/19/16)</div> <div>REB: 9 (3 Times)</div> <div>STL: 4 (at Saint Francis - 11/18/15)</div> <div>AST: 2 (2 Times)</div>
MIN	PTS	REB	STL	FG%	3FG%	FT%												
33.9	17.3	7.3	1.33	.500	.143	.524												
32		<div>DJ Williams • RFr. • G</div> <div>Moreno Valley, Calif. / JW North HS</div> <table><tr><th>MIN</th><th>PTS</th><th>REB</th><th>STL</th><th>FG%</th><th>3FG%</th><th>FT%</th></tr><tr><td>5.0</td><td>0.0</td><td>0.0</td><td>0.00</td><td>.000</td><td>.000</td><td>.000</td></tr></table>	MIN	PTS	REB	STL	FG%	3FG%	FT%	5.0	0.0	0.0	0.00	.000	.000	.000	<div>Notes</div>	<div>CAREER HIGHS</div> <div>PTS:</div> <div>REB:</div> <div>STL:</div> <div>AST:</div>
MIN	PTS	REB	STL	FG%	3FG%	FT%												
5.0	0.0	0.0	0.00	.000	.000	.000												

Redshirting season:
23 Kaydra Duckett • Jr • G

STAFF:

HC Jaida Williams (Cal Poly Pomona, 2005)
AHC Heather Kearney (Slippery Rock, 1999)

AC Terry Primm (Palm Beach Atlantic, 1997)
AC Latisha Luckett (Central Michigan, 2009)



2016-17 COASTAL CAROLINA WOMEN'S BASKETBALL





GAME 4 • FORT WAYNE • ALLEN COUNTY WAR MEMORIAL • NOV. 26

COASTAL CAROLINA BROADCAST NOTES



Coastal Carolina Women's Basketball

Overall: 1-2 Sun Belt: 0-0 Last 5: 1-2 Last 10: 1-2 Home: 1-0 Road: 0-2 Neutral: 0-0

34		<div><div>Alexis Robinson • Sr • F</div><div>St. Louis, Mo. / Moberly Area CC</div><table><tr><th>MIN</th><th>PTS</th><th>REB</th><th>STL</th><th>FG%</th><th>3FG%</th><th>FT%</th></tr><tr><td>19.5</td><td>3.5</td><td>6.5</td><td>0.50</td><td>.214</td><td>.000</td><td>.333</td></tr></table></div>	MIN	PTS	REB	STL	FG%	3FG%	FT%	19.5	3.5	6.5	0.50	.214	.000	.333	<div>Notes</div> <div>CAREER HIGHS</div> <div>PTS: 16 (vs. MACU - 11/13/15)</div> <div>REB: 19 (vs. Pfeiffer - 11/16/14)</div> <div>STL: 4 (vs. Warren Wilson - 12/9/15)</div> <div>AST: 3 (at Radford - 12/13/14)</div>
MIN	PTS	REB	STL	FG%	3FG%	FT%											
19.5	3.5	6.5	0.50	.214	.000	.333											
40		<div><div>Jamie Williams • So • F</div><div>Coral Springs, Fla. / Coral Springs Charter</div><table><tr><th>MIN</th><th>PTS</th><th>REB</th><th>STL</th><th>FG%</th><th>3FG%</th><th>FT%</th></tr><tr><td>14.3</td><td>1.3</td><td>2.0</td><td>0.00</td><td>.667</td><td>.000</td><td>.000</td></tr></table></div>	MIN	PTS	REB	STL	FG%	3FG%	FT%	14.3	1.3	2.0	0.00	.667	.000	.000	<div>Notes</div> <div>CAREER HIGHS</div> <div>PTS: 11 (at Charleston So. - 1/16/16)</div> <div>REB: 9 (at High Point - 1/12/16)</div> <div>STL: 1 (at Longwood - 3/1/16)</div> <div>AST: 2 (vs. MACU - 11/13/15)</div>
MIN	PTS	REB	STL	FG%	3FG%	FT%											
14.3	1.3	2.0	0.00	.667	.000	.000											
54		<div><div>Courtney Clasen • RFr • F</div><div>Shoreham, N.Y. / Shoreham-Wading River HS</div><table><tr><th>MIN</th><th>PTS</th><th>REB</th><th>STL</th><th>FG%</th><th>3FG%</th><th>FT%</th></tr><tr><td>7.0</td><td>1.3</td><td>0.7</td><td>0.33</td><td>.333</td><td>.000</td><td>1.000</td></tr></table></div>	MIN	PTS	REB	STL	FG%	3FG%	FT%	7.0	1.3	0.7	0.33	.333	.000	1.000	<div>Notes</div> <div>CAREER HIGHS</div> <div>PTS: 4 (at Marshall - 11/19/16)</div> <div>REB: 1 (at Clemson - 11/11/16)</div> <div>STL: 1 (at Marshall - 11/19/16)</div> <div>AST: 1 (at Marshall - 11/19/16)</div>
MIN	PTS	REB	STL	FG%	3FG%	FT%											
7.0	1.3	0.7	0.33	.333	.000	1.000											
23		<div><div>Kaydra Duckett • Jr • G</div><div>Columbia, S.C. / South Carolina</div><table><tr><th>MIN</th><th>PTS</th><th>REB</th><th>STL</th><th>FG%</th><th>3FG%</th><th>FT%</th></tr><tr><td>---</td><td>---</td><td>---</td><td>---</td><td>---</td><td>---</td><td>---</td></tr></table></div>	MIN	PTS	REB	STL	FG%	3FG%	FT%	---	---	---	---	---	---	---	<div>Notes</div> <div>Junior transfer from South Carolina</div> <div>Will sit 2016-17 season due to NCAA Division I transfer policies</div> <div>CAREER HIGHS</div> <div>PTS:</div> <div>REB:</div> <div>STL:</div> <div>AST:</div>
MIN	PTS	REB	STL	FG%	3FG%	FT%											
---	---	---	---	---	---	---											

Redshirting season:
23 Kaydra Duckett • Jr • G

STAFF:

HC Jaida Williams (Cal Poly Pomona, 2005)
 AHC Heather Kearney (Slippery Rock, 1999)

AC Terry Primm (Palm Beach Atlantic, 1997)
 AC Latisha Luckett (Central Michigan, 2009)

